

EAGLES



HUSTLIN'!

Eagle is ready to take on the road...and then some! Long heralded for its inspired blend of luxury, four-wheel drive convenience and security, Eagle once again proves its title as a rugged performer and refined family vehicle.

Its sophisticated automatic four-wheel drive system, Select Drive, allows the driver to shift on-the-fly from two- to four-wheel drive with the flick of a switch. There's no need to change gears or speeds

when shifting, and the four-wheel drive mode can be engaged indefinitely without excessive wear on drive components.

Under normal driving conditions in two-wheel drive, full engine power resides in the rear wheels to provide a smooth, confident ride. When road conditions demand solid traction, a shift to four-wheel drive distributes power to all four

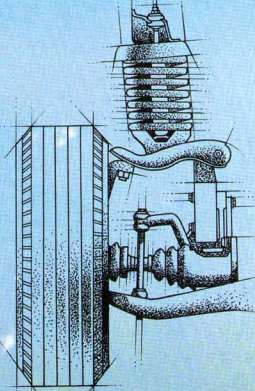
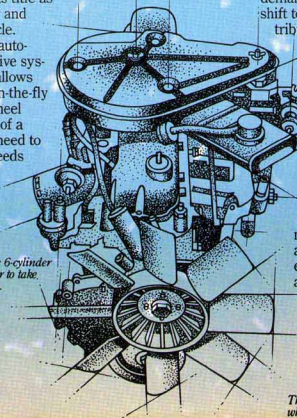
wheels, offering even greater performance and security.

Powering this versatile vehicle is a 4.2 litre 6-cylinder engine, matched to a 5-speed gearbox. (A 3-speed automatic is optional.) In addition, advanced electronics monitor and control a variety of engine functions that result in improved operation and efficiency.

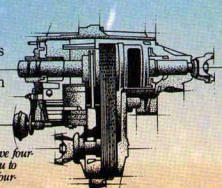
Eagle boasts an independent front suspension system with coil springs, telescoping shock absorbers and a large front stabilizer bar. The rear suspension features a live axle on computer-selected leaf springs and telescoping shock absorbers tailored to specific vehicle weight. For even more confidence on the road, there's an optional Extra-Duty Suspension Package that includes heavy-duty springs and shocks, plus unique front and rear sway bars.

Performance...style...security. That's Eagle for 1987. And it may be just what you're looking for.


Eagle's standard 4.2 litre 6-cylinder engine provides the power to take you where you want to go.



A rugged suspension system and P163 7.0R15 radials ensure a safe, comfortable ride.



The sophisticated Select Drive four-wheel drive system allows you to shift on-the-fly from two- to four-wheel drive at any speed.



RELAXIN'!

No matter where you're going, Eagle gets you there in style. Whether you choose the practical wagon or smart sedan, a spacious, well-appointed interior awaits you. In each, six adults can ride with ease and comfort.

Attention to detail is immediately apparent upon entering Eagle. Individually reclining front seats and a full-width rear bench seat are thickly padded and cov-

ered in premium vinyl or cloth, while thick carpet covers the floor and cargo area (wagon). Adding to Eagle sedan's distinctive design are a vinyl padded roof and opera windows.

Eagle's inviting interior is also very functional. The efficient instrument panel design makes all controls easy to read and within reach. An optional gauge package includes an electric clock and tachometer, as

well as oil, volt and vacuum gauges. Also available are optional cruise control, and power door locks and windows.

Further refinements can be found in Eagle Wagon Limited. It features meticulously tailored leather seats and plush carpeting, along with dual chrome remote control mirrors and wire wheel covers.

To add sportiness to elegance, opt for the Eagle Wagon Sport Package. It includes special blacked-out accent trim, silver "4x4" graphics, steel-belted radials, halogen headlamps and

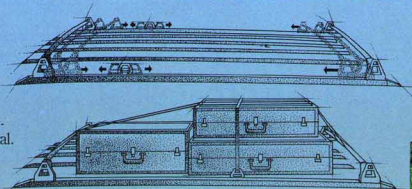


fog lamps, and an exclusive leather-wrapped sport steering wheel.

Let your quest for sporty join your passion for elegant — Eagle does it with flair!



LOADIN'!



An optional adjustable roof rack makes transporting cargo especially convenient.

When it comes to carrying cargo, Eagle is a natural. In addition to the convenience of four doors and room for six, both wagon and sedan afford plenty of room for gear.

Swing up the wagon's easy-opening rear hatch and enter the spacious carpeted cargo area, complete with skid strips, retractable cover and lockable stowage compartment.

With the rear seat folded down, Eagle wagon offers a generous 57 cubic feet of cargo space, while Eagle sedan provides a generous 12.2 cubic feet of trunk space.



For even more convenience and versatility, Eagle wagon can be outfitted with an optional roof rack that adjusts to varying load sizes.

Fill it full of kids or cargo — there's always room for more. Whatever you've got to load, Eagle makes it easy!



4 wheel drive

HAULIN'!

Superior technology and versatility make Eagle a dependable all-weather performer. And when it comes to trailering, you'll appreciate these traits even more.

Outstanding traction and control join Eagle's rugged build to make both wagon and sedan ideal for towing a variety of loads, and there are two optional trailering packages.

A Light-Duty Trailering Package for Class I trailers (up to 2,000 lbs.) includes bumper-mounted hitch, five-connector wiring harness and vehicle-to-trailer wiring kit. *Recommended* equipment includes an automatic transmission, 3.08 axle ratio, heavy-duty battery, automatic Load Leveler rear shock absorbers and maximum-duty cooling.

A Medium-Duty Trailering Package for Class II trailers (up to 3,500 lbs.)

includes equalizing hitch, seven-connector wiring harness, vehicle-to-trailer wiring kit and auxiliary transmission oil cooler. *Required* equipment includes an automatic transmission, 3.08 axle ratio, heavy-duty bat-

tery, automatic Load Leveler rear shock absorbers and maximum-duty cooling.

Match the security of four-wheel drive with a go-anywhere, do-anything attitude, and you've got Eagle—ready for hauling!

DIMENSIONS & CAPACITIES

(Inches unless otherwise specified)

EXTERIOR	4-Dr. Sedan	4-Dr. Wagon
WHEELBASE	109.3	109.3
OVERALL LENGTH	180.9	180.9
OVERALL WIDTH	72.3	72.3
OVERALL HEIGHT	54.4	54.6
OVERHANG, Front	33.5	33.5
Rear	38.2	38.2
TRACK, Front	59.6	59.6
Rear	57.6	57.6
4WD Min. Ground Clearance	6.9	6.9
INTERIOR		
HEADROOM, Front	38.1	38.1
Rear	37.5	37.9
LEGROOM, Front	40.8	40.8
Rear	36.1	36.1
SHOULDER ROOM, Front	54.0	54.0
Rear	53.4	53.4
HIPROOM, Front	54.4	54.4
Rear	53.6	53.6
CARGO LIFTOVER HEIGHT	29.9	30.6
CAPABILITIES		
CARGO VOLUME (cu. ft.)	12.2	57.0
FUEL CAPACITY (gal.)	22.0	22.0
TURNING DIAMETER (ft.)	37.2	37.2

SPECIFICATIONS

AXLE RATIOS 2.73:1 with 5-speed manual transmission; 2.35:1 with automatic transmission (2.73:1 high alt.); 3.08 for trailer applications with automatic transmission.

BRAKES

Power-assisted, self-adjusting front disc/rear drum. Front discs incorporate low drag feature.

Parking: Foot pedal-operated; hand release; operates on rear service brakes; parking brake warning light.

CURB WEIGHT

Sedan: 3391 lbs.

Wagon: 3425 lbs.

ENGINE, STANDARD In-line OHV 6-cylinder; 4.2 litre (258 CID) displacement; 3.75x3.30 bore and stroke; 9:2:1 compression ratio; 2-barrel carburetor; 7 main bearings; hydraulic valve lifters.

4-WHEEL DRIVE SYSTEM American Motors' exclusive shift-on-the-fly Select Drive 2-wheel drive/4-wheel drive system.


STEERING Recirculating ball-type; power-assisted.

SUSPENSION

Front: Independent front suspension with coil springs; telescoping shock absorbers and large front stabilizer bar.

Rear: Live axle on computer-selected leaf springs and telescoping shock absorbers tailored to specific vehicle weight.

TRANSMISSION Fully synchronized, 5-speed manual overdrive with floor shift.



PICKIN'

The performance and dependability of four-wheel drive. A sophisticated, soothing interior. The conveniences of cargo space and superb trailering capabilities. Quite simply, Eagle's got it all.

Whether you choose Eagle wagon or sedan, you're making a very intelligent choice. Both come with an impressive list of standard features designed to give you maximum security and comfort. In addition, an

extensive list of optional features lets you equip your Eagle to suit your needs. Through the years, Eagle heritage has grown strong and proud. 1987 is no exception. Eagle truly is a breed apart.



LITHO IN USA 7/86
FORM NO. 31-524-8357-051E
SAFETY BELTS SAVE LIVES.

1987 EAGLE NEW VEHICLE LIMITED WARRANTY

All 1987 Eagle vehicles are covered by the 1987 AMC New Vehicle 12-month/12,000-mile Limited Warranty that offers extensive coverage of components on the vehicle.

Upon expiration of the new vehicle limited warranty, a number of specified engine and drivetrain components are covered against defects for an additional 12 months/12,000 miles. This powertrain coverage under the new vehicle limited warranty requires the owner to pay the first \$100 per repair visit for the repair or replacement of any covered items.

For additional information on warranty coverage and exclusions, consult your owner's manual.

American Motors Corporation offers long-term service contracts to buyers of both new and used Eagle vehicles.

The Service Security Plan® means protection against major repair bills, car rental assistance, towing expense, unlimited claims, nationwide service and much more. A standard 3-year/36,000-mile plan and a deluxe 5-year/50,000-mile plan are available and are fully backed by the American Motors Corporation. In addition, a 60-day trial period assures satisfaction or a full refund. For more information, see your local dealer.

Certain equipment, items and features illustrated or described in this catalog are optional at extra cost unless otherwise specified. This catalog contains information that is correct at the time of printing. However, American Motors reserves the right to discontinue or change specifications, models, equipment or prices at any time without incurring obligation.

COLOR & TRIM

BEIGE
MIST SILVER METALLIC
AUTUMN BROWN METALLIC
MOCHA DARK BROWN METALLIC
OLYMPIC WHITE
CLASSIC BLACK
MEDIUM BLUE METALLIC
GARNET METALLIC
DARK BLUE METALLIC

FEATURES & OPTIONS

1-SEDAN 2-WAGON 3-WAGON SPORT 4-WAGON LIMITED

INTERIOR	1	2	3	4
CARGO AREA Retractable cover	—	—	—	—
Skid strips	—	—	—	—
CARPETING Cargo area	—	—	—	—
Passenger compartment	—	—	—	—
Trunk	—	—	—	—
CLOCK Digital quartz, electric	—	—	—	—
CONSOLE Floor shift (requires parcel shelf)	—	—	—	—
Parcel shelf	—	—	—	—
CONVENIENCE GROUP Includes headlights-on warning buzzer; intermittent wipers; lighted visor vanity mirror	—	—	—	—
GAUGE PACKAGE Includes electric clock, tachometer, and oil, volt and vacuum gauges (requires floor shift console and parcel shelf)	—	—	—	—
GLASS Tinted—all windows	—	—	—	—
HEADLINE/SUN VISORS Fabric	—	—	—	—
HOOD RELEASE Inside	—	—	—	—
INSTRUMENT PANEL Woodgrain, overlay	—	—	—	—
LIGHT GROUP Includes glove box light, two courtesy lights, dome/map light, engine compartment light, trunk light (Sedan), liftgate switch (Wagon), rear door switch	—	—	—	—
MIRROR Day/night rearmview	—	—	—	—
SEATS Fold down, rear	—	—	—	—
Reclining, front, premium vinyl	—	—	—	—
Reclining, front, leather	—	—	—	—
STEERING WHEEL Custom, with woodgrain overlay	—	—	—	—
Leather-wrapped sport	—	—	—	—
Tilt	—	—	—	—
STOWAGE COMPARTMENT Lockable (Wagon floor)	—	—	—	—
Lockable glove box	—	—	—	—
EXTERIOR				
BUMPERS Black with front and rear guards	—	—	—	—
Guards, front and rear	—	—	—	—
Net strips, front and rear	—	—	—	—
GRAPHICS Blackout treatment on grille, headlamp bezels, tail lamp lenses, door frames, "B" pillar, windshield and liftgate surround, hood, quarter windows, rocker panels, wheel flares plus silver 14x4 decal on lower door	—	—	—	—
GRAPHICS Full lower-body treatment on wheel opening moldings, rocker moldings with lower doors painted accent color	—	—	—	—
HEADLAMPS Dual, rectangular	—	—	—	—
MIRRORS Left remote control, chrome	—	—	—	—
Right remote control, chrome	—	—	—	—
Left remote control sport, black	—	—	—	—
Right remote control sport, black	—	—	—	—
Left and right electric remote control, chrome	—	—	—	—
MOLDINGS Belt and quarter window surround	—	—	—	—
Drill	—	—	—	—
Scuff, body-side, black; color-keyed w/ woodgrain	—	—	—	—
Left remote control, chrome	—	—	—	—
PAINTSTRIPING DUAL Body-side	—	—	—	—
PROTECTION GROUP Includes stainless steel door edge guards, bumper guards (front and rear) and floor mats (front and rear)	—	—	—	—
Full vinyl	—	—	—	—
Rack	—	—	—	—

SIDE PANELS	1	2	3	4
Woodgrain	—	—	—	—
WHEEL TRIM Sport aluminum, 15"	—	—	—	—
Styled covers, 15"	—	—	—	—
Wire covers, 15"	—	—	—	—

FUNCTIONAL

AIR CONDITIONING Includes heavy-duty engine cooling system	—	—	—	—
ALTERNATOR 55-amp	—	—	—	—
AUTOMATIC LOAD LEVELING Includes air shocks	—	—	—	—
BATTERY 55-330 cold cranking amps	—	—	—	—
Heavy-duty 56-452 cold cranking amps	—	—	—	—
BRAKES Power front disc w/low drag frame	—	—	—	—
COLD CLIMATE GROUP Includes heavy-duty battery, engine block heater; coolant protection to -34°	—	—	—	—
COOLING SYSTEM Maximum—includes maximum duty radiator	—	—	—	—
CRUISE CONTROL Available with automatic transmission only	—	—	—	—
DECLIP RELEASE Power	—	—	—	—
DEFROSTER Rear window, electric	—	—	—	—
DOOR LOCKS Power	—	—	—	—
DOOR LOCKS & WINDOWS Power	—	—	—	—
EMISSIONS SYSTEMS California	—	—	—	—
High Altitude	—	—	—	—
ENGINE 4.2L (258 CID) 6-cylinder	—	—	—	—
FOG LAMPS Halogen	—	—	—	—
FUEL TANK 22-gallon	—	—	—	—
HEADLAMPS Halogen	—	—	—	—
HORN Dual tone	—	—	—	—
INSULATION Extra-quiet	—	—	—	—
RADIO EQUIPMENT AM/FM monaural radio	—	—	—	—
AM/FM electronically tuned stereo with 4 speakers	—	—	—	—
Electrically tuned AM/FM cassette stereo with DNR, 4 coaxial speakers	—	—	—	—
SEATS Power six-way driver	—	—	—	—
Power six-way driver and passenger	—	—	—	—
SELECT DRIVE 2WD/4WD system shift-on-the-fly	—	—	—	—
SKID PLATE Front suspension	—	—	—	—
Transfer case	—	—	—	—
STEERING Power	—	—	—	—
SUSPENSION PACKAGE Extra-duty, includes special front sway bar, rear sway bar, and heavy-duty springs and shocks, front and rear	—	—	—	—
SWAY BAR Front	—	—	—	—
TIRES P195-75R15 white plus radial	—	—	—	—
P195-75R15 black steel-belted radial	—	—	—	—
P195-75R15 white steel-belted radial	—	—	—	—
P215-65R15 outlined white letter steel-belted radial (Eagle GT)	—	—	—	—
Spare tire—compact high-pressure, temporary use	—	—	—	—
TRAILER TOWING Package "A" for trailers up to 2000 lbs.	—	—	—	—
Package "B" for trailers up to 3500 lbs.	—	—	—	—
TRANSMISSIONS 5-speed manual, floor shift w/overdrive	—	—	—	—
3-speed automatic, floor shift	—	—	—	—
WASHER/WIPER Rear window	—	—	—	—
Windshield, electric with 2-speed wipers	—	—	—	—

5 Standard X Optional — Not Available



DISTRIBUTED BY AMERICAN MOTORS SALES CORPORATION

DISTRIBUTED BY AMERICAN MOTORS SALES CORPORATION



EAGLES

