


THE 1997 CHEVROLET
S-10 PICKUP




LIKE A ROCK





0 4x4 ZR2 LS Extended-Cab Short-Box Pickup with optional third door. Shown in Apple Red with optional bright aluminum wheels with Medium Gray accents.

THE ALL-POWERFUL CHEVY S-10.



At some point, you decided to go your own way. Maybe it was the time you said no when everyone else said yes. Or when you discovered that good enough wasn't good enough anymore. It's for people like you that we created the all-powerful Chevy S-10 Pickup. It's a bold statement from Chevy Trucks — the most dependable, longest-lasting trucks on the road.*

*Dependability based on longevity: 1986-1995 full-line light-duty truck company registrations. Excludes other GM divisions.



10 4x4 ZR2 Extended-Cab LS Pickup with optional third door. Shown in Apple Red with optional bright aluminum wheels with Medium Gray accents and additional options.

Part of going your own way and doing your own thing means making sure you're well-equipped for whatever the world dishes out. One look at the S-10 Pickup, and you know it's just what you need for your journey of discovery. This roomy, accommodating pickup is ready when you are ... for work and for play. The S-10 Pickup is exceptionally rugged, but it's also exceptionally versatile. Consider the S-10 LS Extended-Cab Pickup. It's the only compact pickup to offer an optional third door.* That means you have convenient and unobstructed driver-side access to the rear compartment. So go ahead, load it up. With people or with gear, the S-10 Pickup is dedicated to providing the versatility and capability you demand. Whatever your needs, the S-10 Pickup works. And when you're ready, it also plays.

*Excludes other GM products.



Cargo-Area Access.

The LS Extended-Cab front-passenger seat slides forward to provide easy access to the rear cab area. When returned, it automatically stops at its preset position.

Ideal For Mobility Aids.

The S-10 LS Extended-Cab rear compartment is an ideal location for the installation of mobility aids such as this wheelchair lift device provided by an independent supplier. (Please see page 31 for information about the GM Mobility Program.)






10 4x4 LS Extended-Cab Pickup Deluxe Cloth interior. Shown in Gray with optional front high-back bucket seats and additional options.

WELCOME ACCOMMODATIONS.

Take a break from the world outside and enjoy the soothing environment of S-10 LS Extended-Cab Pickup. The moment you step inside, you'll immediately notice that S-10 Pickup is dedicated to your comfort and convenience. From the superb support of a split-bench front seat or the optional high-back front buckets to the thoughtful placement of features and controls, S-10 LS Extended-Cab is dedicated to the belief that your truck needs to be as functional on the inside as it is on the outside. And so, with every journey in an S-10 Pickup, you are rewarded with remarkable roominess, incredible comfort and impressive convenience. They're the product of intelligent design that begins and ends with a focus on you.



Driver-Side Lumbar Support. Deluxe Cloth reclining high-back front bucket seats, which are optional with available LS trim, include a manual driver-seat lumbar support adjuster designed for personalized comfort.



Console Convenience. Optional with available LS trim, Deluxe Cloth front bucket seats include a center console with storage area, dual cup holders and, when the optional automatic transmission is also ordered, a floor-mounted shift lever.



Remote Keyless Entry. Optional with LS trim, this system provides remote door locking and unlocking from up to 30 feet away, and also activates interior lighting.



10LS instrument panel. Shown in Gray with optional AM/FM stereo with compact disc player, leather-wrapped steering wheel and additional options.

POWER AND CONTROL AT YOUR FINGERTIPS



You're in charge of where you go and what you do. S-10 Pickup knows you're the boss. From the driver's point of view, S-10 Pickup is a study in control. Features are right where you expect them to be, and there are plenty of them. Easy-to-read analog instrumentation is joined by large, easy-to-reach controls. In every way, you're surrounded by a totally functional and convenient interior that makes the business of driving quite a pleasure. S-10 Pickup gives you a commanding view of the road ... and it always lets you know who's in command.




Auxiliary Power Outlets.

LS trim includes two covered power outlets that are ideal for electronic accessories. In addition, a third power source is provided by the lighter receptacle.



Push-Button Insta-Trac 4x4

Optional on 4x4s with LS trim, the electric shift transfer case control lets you go into and out of 4-wheel drive at the push of a button.




Reading Lamps.


Dual reading lamps mounted on the rearview mirror are standard with LS trim.

For added convenience, they also activate when the doors are opened.

Multi-Feature Sunvisors.

Dual sunvisors with LS trim feature illuminated vanity mirrors and map straps, plus secondary shades and side extensions that help block the sun ahead and to the side simultaneously.






10 2WD LS Regular-Cab Short-Box Pickup. Shown in Light Blue Metallic with optional sliding rear window and argent aluminum wheels.

Automatic Daytime Running Lamps.

During daytime driving situations, reduced-intensity low beam headlamps come on automatically to alert other roadway users to your oncoming vehicle.



Standard Four-Wheel Anti-Lock Brake System (ABS).

Standard on every S-10 Pickup, four-wheel ABS is designed to help keep you in control by minimizing wheel lockup and skidding on most slippery surfaces.




Chevy S-10 Pickups include an abundance of standard safety and security features. Each is part of a comprehensive safety system designed to add peace of mind to every mile you travel. The features listed here are included on every 1997 S-10 Pickup, except as noted.

OCCUPANT PROTECTION.

- Supplemental Inflatable Restraint: manual lap/shoulder safety belts, driver and right-front passenger, and driver air bag
- Manual lap safety belts, center-seat position and Extended-Cab auxiliary seats
- Energy-absorbing steering column
- Energy-absorbing instrument panel
- Interlocking door latches
- Folding front seatback locks, inertia type
- Safety armrests
- Breakaway inside rearview mirror
- Security door locks and door-retention components
- Laminated windshield glass, urethane-bonded
- Head restraints, front seats
- Side-door beams
- Safety-belt use reminder system
- Tempered safety glass, side and rear windows
- Dual sunvisors
- Pressure-lock radiator cap.

CRASH AVOIDANCE.

- Four-wheel anti-lock brake system (ABS)
- Brake/transmission shift interlock (with automatic transmission only)
- Automatic Daytime Running Lamps
- Front disc brakes with audible wear indicators
- Side-marker lamps and reflectors
- Parking lamps
- Four-way hazard-warning flashers
- Backup lamps
- Directional signal control
- Center high-mounted stoplamp
- Windshield defrosters, washer and multi-speed wipers
- Side-window defogger, front
- Outside




Side-Door Beams.

Structural steel side-door beams are designed to help prevent intrusions into the passenger compartment during shallow-angle side collisions.

Standard Driver Air Bag.

Every S-10 Pickup features a standard driver air bag to enhance safety and peace of mind. Always wear safety belts, even with air bags.



- rearview mirrors
- Brake system with dual master cylinder plus warning light
- Starter safety switch
- Dual-action hood latch
- Tinted glass windshield
- Low-glare finish — inside windshield moldings, wiper arms and blades, inside rearview mirror frame and bracket
- Illuminated heater and defroster controls
- Tires with built-in tread-wear indicators
- Safety road wheel rims
- Inside day/night mirror.

THEFT DETERRENCE.

- Remote hood release
- Visible vehicle identification number
- Laser-etched VIN plate
- Theft-deterrent steering column lock
- Theft-deterrent key-locking system
- Single 2-sided key system
- Ignition key removal audible reminder.

Crush Zones.

The S-10 Pickup front and rear structures are designed to absorb energy by deforming in a controlled manner during a collision.





2010 LS Regular-Cab Deluxe Cloth interior with 60/40 split-bench front seat with center storage armrest. Shown in Graphite.

GETTING DOWN TO BASICS.

Tough and rugged on the outside, S-10 Pickup is quiet and comfortable on the inside. Settle into the S-10 Pickup cabin and you'll discover you're surrounded by an environment that's designed specifically for the way you use your truck. Rugged fabrics and trims ensure long-lasting durability. Semi-flush glass and triple-sealed doors help keep wind and road noise to a minimum. Conveniences are within arm's reach — no matter whose arm is reaching. That's because people of all shapes and sizes evaluated the S-10 Pickup interior design. The result is a perfect fit for virtually everyone. It all stems from our belief that a truck should be as comfortable as it is capable. And it's why we created S-10 Pickup.



Easy-To-Reach Controls.
Large, well-placed controls on the instrument panel and door panels ensure convenient operation of S-10 comfort and convenience features.



Split-Bench Front Seat.
A Deluxe Cloth 60/40 split-bench front seat is standard with LS trim and includes a center armrest with convenient storage and dual cup holders.



Scotchgard™ Protector.
Cleanups are quick and easy on S-10 floor carpeting, cloth seat and door trim fabrics, which are mill-treated with stain-resistant Scotchgard™ Protector.




POWERTRAIN SPECIFICATIONS

ENGINE	2.2L I4 SFI ¹ (RPO LN2)	VORTEC 4300 V6 SFI ¹ (RPO LF6)	VORTEC 4300 V6 SFI ¹ (RPO L35)
Displacement (liters/cu. in.)	2.2 / 133	4.3 / 262	4.3 / 262
SAE Net HP @ RPM			
— 2WD	118 @ 5200	175 @ 4400	180 @ 4400
— 4x4	—	180 @ 4400	190 @ 4400
SAE Net Torque (lb.-ft.) @ RPM			
— 2WD	130 @ 2800	240 @ 2800	245 @ 2800
— 4x4	—	240 @ 2800	250 @ 2800
TRANSMISSION AVAILABILITY			
5-Speed OD Manual	S	S	S
4-Speed OD Automatic (Electronically Controlled)	O	O	O ²
MODEL AVAILABILITY			
2WD Regular-Cab	S	O	O ²
2WD Extended-Cab	S	O	O
4x4 Regular-Cab	—	S	O
4x4 Extended-Cab	—	S	O

S — Standard. O — Optional. 1 Sequential Fuel Injection. 2 Required with SS Package.

The all-powerful S-10 Pickups deliver just what you need to get up and go. The impressive Vortec 4300 V6 engines — the largest displacement V6s you can get in any truck — provide the strong torque you need to haul, tow and pass. And they also provide the long-lasting dependability you demand. A choice of two Vortec 4300 V6 engines, matched to either a 5-speed manual overdrive transmission or enhanced electronically controlled 4-speed automatic overdrive, lets you tailor your S-10 Pickup for the power and performance you need. The bottom line? If a little power's good ... a lot must be better.



2.2 Liter 4-Cylinder Engine.
The 2WD S-10 Pickup features a standard 2.2 Liter, in-line 4-cylinder engine with Sequential Fuel Injection that delivers 118 horsepower and smooth, spirited performance.



Maximizing Fuel Economy.
Sequential Fuel Injection (SFI) ensures precise, high-pressure fuel delivery to each cylinder, making the most efficient use of every drop of gasoline.




100,000-Mile Maintenance.
Platinum-tip spark plugs help Vortec engines travel 100,000 miles before their first scheduled tune-up.* And the recommended engine coolant change interval is now 150,000 miles or five years, whichever comes first.*

*Maintenance needs vary with different uses and driving conditions. See your owner's manual for more information.

OBD II ... An Early Warning System For Your Powertrain.

Standard on every 1997 Chevy truck, OBD II (On-Board Diagnostics Second Generation) constantly monitors emissions system operation and can direct service personnel to potential problems before they affect vehicle performance.



Five-Speed Manual OD Transmission.

A five-speed manual transmission is standard on all S-10 Pickups and features a fifth gear overdrive for maximum efficiency.

C
H
E
V
R
O
L
E
T
13
S
-
1
O
P
I
C
K
U
P



S-10 2WD Regular-Cab Long-Box Pickup. Shown in Quicksilver Metallic.

The first time you put your S-10 Pickup to work, you'll appreciate even more the toughness and dependability designed into its every part and piece. Of course, it's not surprising S-10 Pickups deliver strength and versatility for work as well as play — after all, they're part of the Chevy Truck family: the most dependable, longest-lasting trucks on the road.* A selection of chassis packages lets you outfit your S-10 Pickup with the equipment you need to meet the demands of your work. It's good to know, whichever S-10 Pickup model you choose, your new truck will know how to get the job done.

*Dependability based on longevity: 1986-1995 full-line light-duty truck company registrations. Excludes other GM divisions.




Extended-Cab Versatility.
S-10 Extended-Cab Pickup offers plenty of room inside for gear and supplies, plus two fold-down jump seats for extra passengers.*

*Driver-side rear jump seat deleted on S-10 LS Extended-Cab with optional third door



Removable Tailgate.
The S-10 Pickup tailgate uses vinyl-sheathed support cables rather than hinges for quiet operation; and one person can easily remove it without tools.

Loading Versatility.
Two-tier cargo loading is easy with Fleetside cargo boxes, which can be outfitted with 2"x6"s to create two loading tiers — or separate upper and lower cargo areas.



Practical Surroundings.
The S-10 Regular-Cab Pickup features a bench seat trimmed in durable, easy-care Custom Vinyl.



Rugged Construction.
Double-wall pickup box construction helps protect exterior sheet metal from cargo bumps and dings.



C
H
E
V
R
O
L
E
T
15
S
-
1
O
P
I
C
K
U
P

Laser Precision.

During assembly, numerous critical points are electronically checked in a laser optic vision station to help ensure precise alignment of doors and body panels.

Interior Quiet.

A semi-flush windshield, flush side-window glass, flush door handles and fold-away mirrors help reduce wind noise.

A Durable Box.

S-10 Pickup box sides use double-wall construction to help protect exterior sheet metal from cargo bumps and dings.

Lasting Good Looks.

Six layers of protection, including an advanced full-body anti-chip primer and a deep-gloss basecoat/clear-coat finish, help S-10 Pickup maintain its good looks.

Corrosion-Resistant Exterior Panels.

Two-side-galvanized steel exterior body panels (except the roof and pickup box front panel) virtually eliminate corrosion that results from surface scratches and stone chips.

Sound Isolation.

Triple door seals, strategically placed acoustical panels in the floor and quarter panels, and foam plugs and insulation help keep outside noise ... outside.

Welded-In Box Floor.

The box floor is welded in, eliminating exposed bolt heads to help reduce potential rust areas and make cargo loading easier.



Independent Front Suspension.

This rugged and reliable suspension helps keep front wheels virtually straight up and down for a stable ride and enhanced control.

Variable-Ratio Power Steering.

Standard variable-ratio power steering helps make low-speed maneuvering easy while providing excellent response and on-center feel at higher speeds.

Ladder-Type Frame.


The extremely stiff and torsion-resistant full-steel ladder-type frame is fully boxed from the transmission support bracket forward to add strength where it's needed most.

Two-Stage Multi-Leaf Rear Springs.

Specially designed second-stage springs engage as load weight increases to provide additional support without sacrificing ride quality.

Stopping Power.

Every S-10 Pickup features power front disc/rear drum brakes with a standard 4-wheel anti-lock brake system (ABS). The ABS operates in 2WD and, on 4x4 models, in both two- and four-wheel drive.



Insta-Trac 4x4.

The most relied-upon 4x4 system on the road* lets you shift on the fly from 2WD to 4WD High and back at any road speed. Insta-Trac is standard on all S-10 4x4 models.

*Total reported registrations of models using the Insta-Trac system vs. competitive four-wheel drive systems.

Stainless-Steel Exhaust System.

Made of corrosion-resistant aluminized stainless steel, the S-10 Pickup muffler and exhaust system are designed to provide long-lasting durability.

C
H
E
V
R
O
L
E
T
17
S
1
O
P
I
C
K
U
P



S10 2WD LS Pickup with optional Sportside Box and optional ZQ8 Sport Suspension Package. Shown in Dark Cherry Red Metallic.

GET READY TO MAKE A STATEMENT

S-10 Pickup with the optional Sportside box has a fresh and bold street look that's hard to miss. Aggressive, distinctive and packed with attitude, this hot S-10 Pickup has personality to spare.



It's easy to select the suspension for your S-10 Pickup that will best provide the ride, handling and hauling capacity you want — because we've combined such things as specific tires, shocks, springs and other suspension parts into packages for you. The components of the packages listed here are designed to work in harmony, helping them provide optimal capacity, durability and efficiency.

2WD SUSPENSION PACKAGES.

- **Solid/Smooth Ride (RPO Z83)** — offers car-like comfort and quiet, yet still provides everything a suspension requires for light-duty hauling and trailering, primarily on paved roads.
- **Increased Capacity/Firm Ride (RPO Z85)** — a tougher suspension for heavier-duty hauling and trailering, on both paved and gravel roads. Provides a firmer but still comfortable ride.
- **Sport/Performance Ride (RPO ZQ8)** — a highway performance package tuned to provide impressive response in hard-braking and quick-cornering situations. Lowers vehicle stance by 2 inches.

4x4 SUSPENSION PACKAGES.

- **Solid/Smooth Ride (RPO Z83)** — balances 4x4 capability with on-road comfort and quiet — ideal for light-duty hauling or trailering, most often on paved or gravel roads.
- **Increased Capacity/Firm Ride (RPO Z85)** — a tougher suspension for heavier-duty hauling and trailering, most often on paved and gravel roads. The ride is firmer but still comfortable.
- **Off-Road/Very Firm Ride (RPO ZM6)** — designed for extra-rugged use, on the road or off, and for light/heavy trailering on gravel and unpaved roads.

Wide-Stance Sport Performance/Firm Ride (RPO ZR2)

— provides suspension stamina for the 4x4 S-10 ZR2 Pickup — the right hardware for serious recreational off-roading.

SHOCK ABSORBER TYPES.

- **Twin-tube shock absorbers** — engineered to provide optimum ride characteristics, even with the firm ride suspensions required for higher payloads or GVWRs.
- **Bilstein monotube shock absorbers (included with RPO ZQ8, ZM6 and ZR2)** — high-pressure gas-charged design enhances shock performance and control in extreme driving situations.

RIDE/SUSPENSION PACKAGE AVAILABILITY

RPO	DESCRIPTION	AVAILABILITY	GVWR	TIRE SIZE	SHOCK ABSORBER TYPE	SHOCK ABSORBER SIZE (mm)	FRONT STABILIZER DIAMETER (mm)	FRONT/REAR AXLE CAPACITY (LBS.)
2WD MODELS								
Z83	Solid/Smooth Ride	S – Regular-Cab SWB S – Extended-Cab	4200 4400	P205/75R-15 P205/75R-15	Twin Tube Twin Tube	32 32	25 25	2500/2300 2500/2300
Z85	Increased Capacity/ Firm Ride	O – Regular-Cab SWB S – Regular-Cab LWB O – Extended-Cab	4600 4600 ¹ 4900	P205/75R-15 P205/75R-15 P205/75R-15	Twin Tube Twin Tube Twin Tube	32 32 32	29 29 29	2500/2700 2500/2700 2500/2700
ZQ8	Sport/Performance Ride	O – Regular-Cab SWB ² O – Extended-Cab	4200 4400	P235/55R-16 P235/55R-16	Bilstein Monotube Bilstein Monotube	46 46	29 ³ 29 ³	2500/2300 2500/2300
4x4 MODELS								
Z83	Solid/Smooth Ride	S – Regular-Cab SWB & Extended-Cab	4650	P205/75R-15	Twin Tube	32	28	2700/2300
Z85	Increased Capacity/ Firm Ride	O – Regular-Cab SWB & Extended-Cab	5150	P235/70R-15	Twin Tube	32	28	2700/2700
ZM6	Off-Road/ Very Firm Ride	O – Regular-Cab SWB & Extended-Cab	5150	P235/75R-15	Bilstein Monotube	46	28	2700/2700
ZR2	Wide-Stance Sport Performance/ Firm Ride	S – Regular-Cab w/ZR2 Pkg. S – Extended-Cab w/ZR2 Pkg.	4650 4900	31x10.5 R-15 31x10.5 R-15	Bilstein Monotube Bilstein Monotube	46 46	33 33	2700/2300 2700/2700

S—Standard. O—Optional. SWB—Short-wheelbase chassis. LWB—Long wheelbase chassis. GVWR—Includes weight of vehicle, passengers, equipment and cargo.
¹ 4,900-lb. GVWR for Regular-Cab long wheelbase when equipped with an optional Vortec 4300 V6. ² Included with optional RPO B4U SS Package. ³ RPO ZQ8 also includes a 23mm rear stabilizer bar.
NOTE: Tire chains should not be used on S-10 Pickups equipped with P235/55R-16, P235/75R-15, P235/70R-15, or 31"x10.5" R-15 tires because they could cause damage to the vehicle.

These special S-10 Pickups are not for the timid. They're for people who like to go their own way, do their own thing, get there in style — and attract a little attention along the way.

S-10 4x4 ZR2.

Its imposing presence says it's unquestionably a serious 4x4. Its list of enhancements underscores this fact: the ZR2 Wide-Stance Sport Performance Package includes a powerful Vortec 4300 V6 SFI, big 31" x 10.5" R-15 on-/off-road tires, a reinforced wide-stance chassis with Bilstein gas-charged monotube shock absorbers, and a long list of specific off-road suspension and driveline hardware. The ZR2 is available as a Regular-Cab with LS trim, or an LS Extended-Cab.*



S-10 2WD SS.

The term "sport pickup" is in no way a contradiction when that pickup is an S-10 SS. The muscle of a 180-HP Vortec 4300 V6 SFI provides the motivation, while the impressive hardware of the ZQ8 Sport Suspension Package — which includes P235/55R-16 Eagle GA tires on 16" spoked cast-aluminum wheels — provides enhanced handling even as its 2" lower stance complements the smooth, monochromatic paint treatment.* †

S-10 2WD SS Regular-Cab Short-Box Pickup. Shown in Apple Red.

*Please see page 28 for additional content and availability information. †S-10 SS available in Onyx Black, Apple Red and Summit White.

S-10 4x4 ZR2 LS Regular-Cab Short-Box Pickup. Shown in Apple Red.



C
H
E
V
R
O
L
E
T
21
S
-
1
O
P
I
C
K
U
P



10 2WD Regular-Cab Short-Box Pickup. Shown in Light Autumnwood Metallic.

Your complete satisfaction with your Chevy truck — from the day you buy it to the day you sell it — is what Genuine Customer Care is really all about. It means we'll be here when you need us. That's a promise. Genuine Customer Care is a comprehensive owner protection program that includes the following:

BUMPER TO BUMPER

WARRANTY.

The GM 3-year/36,000-mile (whichever comes first) limited warranty covers repairs for all 1997 Chevy S-10 models, including labor and parts, to correct any defects in material or workmanship occurring during the warranty period. The complete vehicle (including tires) will be covered for 3 years or 36,000 miles, whichever comes first. Supplemental Inflation Restraint system coverage is 3 years, regardless of mileage. There is also emissions control system coverage, which varies by geographical region.

There is no deductible. See your Chevrolet dealer for terms of this limited warranty.

24-HOUR ROADSIDE

ASSISTANCE.

Lost? We'll help you find your way. Locked out? We'll get you back in your truck. Out of gas? We'll get you gas. Roadside Assistance is provided



through a toll-free number (1-800-CHEV-USA) 24 hours a day, 365 days a year.

Roadside Assistance offers two levels of service, Basic Care and Courtesy Care.

Roadside Basic Care provides:

- Free towing for warranty repairs (to closest dealer)
- Over-the-phone basic technical advice
- Available dealer services at reasonable costs (i.e., wrecker services, locksmith/key service, glass repair, etc.).

Roadside Basic Care covers you as long as you own your truck.

Roadside Courtesy Care provides all

of the features of Roadside Basic Care, plus:

- Free towing (to closest dealer)
- Free locksmith/key service (when keys are lost on the road or locked inside)

■ Free flat tire change service and jump start

■ Free fuel delivery on the road. Roadside Courtesy Care is available to you for a period of 3 years or 36,000 miles (whichever comes first).

COURTESY TRANSPORTATION.

Customers who purchase or lease a 1997 Chevy S-10 Pickup are eligible for Courtesy Transportation (at



no additional charge) when their vehicles are left at a participating dealer for repairs covered under the 3-year/36,000-mile Bumper to Bumper limited warranty. Courtesy Transportation, at participating dealers only, may include expense reimbursement, shuttle service or vehicle rental. See your dealer for details.

CHEVROLET CUSTOMER

SATISFACTION SYSTEM.

Local Chevrolet dealerships are vital links in our customer satisfaction system. At delivery, your Chevy salesperson will introduce you to your new truck and explain all warranties and maintenance schedules. Just as important, Chevrolet dealer service advisors and technicians are

highly trained and equipped with advanced diagnostic and repair equipment, helping to ensure your long-term satisfaction. It's also good to know, when you travel long distances, that there are more than 4,400 Chevy dealers in the U.S.



A SPECIAL WORD ABOUT THE WORLD WE SHARE.

Chevrolet/Geo encourages you to join us in our commitment to help conserve the natural beauty and ecological health of the great American outdoors. We proudly support a number of conservation and restoration initiatives through our partnerships with non-profit organizations, such as the National Fish and Wildlife Foundation (NFWF), American Forests and others. To learn more about outstanding environmental programs, please call Chevrolet/Geo Environmental toll free at 1-800-873-3436.



MODEL/BOX	DRIVE	WHEELBASE (IN.)	OVERALL LENGTH (IN.)	PASSENGER CAPACITY
 S-10 Regular-Cab Sportside Box	2WD 4x4	108.3	188.6	Std. - 3 Opt. - 2
 S-10 Regular-Cab Fleetside Short-Box	2WD 4x4	108.3	188.6	Std. - 3 Opt. - 2
 S-10 Regular-Cab Fleetside Long-Box	2WD 4x4	117.9	204.6	Std. - 3 Opt. - 2
 S-10 LS Extended-Cab Sportside Box	2WD 4x4	122.9	203.3	Std. - 6 ³ Opt. - 5 ³
 S-10 LS Extended-Cab Fleetside Short-Box	2WD 4x4	122.9	203.3	Std. - 6 ³ Opt. - 5 ³
 S-10 SS Regular-Cab Fleetside Short-Box or Sportside Box	2WD	108.3	188.6	Std. - 3 Opt. - 2
 S-10 ZR2 Regular-Cab Fleetside Short-Box	4x4	108.3	188.6	Std. - 2
 S-10 ZR2 Extended-Cab Fleetside Short-Box	4x4	122.9	203.3	Std. - 5 ³

¹ GVWR may vary depending on Ride/Suspension Package chosen - see page 20 for Ride/Suspension Package details. ² Payload includes weight of passengers.

Sportside Box.



Fleetside Short-Box.



DIMENSIONS AND SPECIFICATIONS.

GVWR ¹ (LBS.)	PAYLOAD ² (BASE MODEL, LBS.)	ENGINE AVAILABILITY STANDARD	ENGINE AVAILABILITY OPTIONAL
2WD - 4200 4x4 - 4650	2WD - 1133 4x4 - 1059	2WD - 2.2L4 (LN2) 4x4 - Vortec 4300 V6 (LF6)	2WD - Vortec 4300 V6 (LF6) All - Vortec 4300 V6 (L35)
2WD - 4200/4600 4x4 - 4650/5150	2WD - 1138 4x4 - 1014	2WD - 2.2L4 (LN2) 4x4 - Vortec 4300 V6 (LF6)	2WD - Vortec 4300 V6 (LF6) All - Vortec 4300 V6 (L35)
2WD - 4600/4900 4x4 - 5150	2WD - 1502 4x4 - 1464	2WD - 2.2L4 (LN2) 4x4 - Vortec 4300 V6 (LF6)	2WD - Vortec 4300 V6 (LF6) All - Vortec 4300 V6 (L35)
2WD - 4400/4600 4x4 - 4650/5150	2WD - 1148 4x4 - 865	2WD - 2.2L4 (LN2) 4x4 - Vortec 4300 V6 (LF6)	2WD - Vortec 4300 V6 (LF6) All - Vortec 4300 V6 (L35)
2WD - 4400/4600 4x4 - 4650/5150	2WD - 1154 4x4 - 871	2WD - 2.2L4 (LN2) 4x4 - Vortec 4300 V6 (LF6)	2WD - Vortec 4300 V6 (LF6) All - Vortec 4300 V6 (L35)
4200	2WD (Fleetside Box) - 1138 2WD (Sportside Box) - 1133	Vortec 4300 V6 (L35) ⁴	
4650 4900	4x4 - 943 4x4 - 744	Vortec 4300 V6 (LF6) Vortec 4300 V6 (LF6)	Vortec 4300 V6 (L35) Vortec 4300 V6 (L35)

equipment and cargo. Base model payload ratings are based on engineering test weights at time of printing. ³ One long with optional down-side third door (deletes left-hand jump seat). ⁴ Required with 2WD.

Fleetside Long-Box.



Three box designs provide a variety of bed styles and capacities for S-10 Pickups. From the Fleetside Short-Box and the Fleetside Long-Box to the distinctive Sportside Box, S-10 offers the versatility and dependability you need ... for work and for play.



S10 4x4 LS Extended-Cab Short-Box Pickup with optional third door. Shown in Fairway Green with optional Exterior Appearance Package.

TRAILERING CAUTION.

If you don't use the correct equipment and drive properly, you can lose control of your vehicle when you pull a trailer. For example, if the trailer is too heavy, your vehicle brakes may not work well — if at all. You and your passengers could be seriously injured.

Pull a trailer only after you have taken the following steps.

TRAILER BRAKES.

If your trailer weighs more than 1,000 lbs. loaded, then it must have its own adequate brakes. Be sure to read and follow the instructions for the trailer brake controller so that it is installed, adjusted and maintained properly.

- Don't tap into your vehicle's brake system if the trailer's brake system will use more than 0.02 cu. in. of fluid from your vehicle's master cylinder. If it does, neither braking system will work well. You could even lose your vehicle brakes.

- The trailer brake parts must be able to take 3,000 psi of pressure. If not, the trailer brake system must not be used with your vehicle. If everything checks out this far, have a qualified individual make the brake fluid tap at the port on the master cylinder that sends fluid to the rear brakes. Don't use copper tubing, because it will bend and ultimately break. Use only steel brake tubing.

HITCHES.

It's important to have the correct hitch equipment. Crosswinds, large trucks going by and rough roads are just a few of the reasons why you'll need the right hitch. Here are some rules to follow:

- If you'll be towing a trailer that, when loaded, will weigh more than 2,000 lbs., be sure to use a frame-mounted, weight-distributing hitch and sway control of the proper size. This equipment is very important for proper vehicle loading and good handling when you're driving.

NOTE: The safety steps described here are, by no means, the only precautions to be taken when trailering. See the owner's manual for the Chevy of your choice for additional guidelines and trailering tips.

TRAILERING DATA

MODELS	TRANSMISSION	AXLE RATIO	MAX. TRAILER WEIGHT (LBS.) ¹	MAX. TONGUE LOAD (LBS.)	MAX. GCWR (LBS.)
4x4	Manual or Automatic	3.73	2000	200	6000
		4.10	2000	200	6500
4x2	Manual Automatic	3.08	3500	450	7500
		3.08	4500	550	8500
		3.42	5500	650	9500
4x2	Manual Automatic	3.08	3500	450	7500
		3.42	4000	500	8000
		3.73	4500	550	8500
		3.08	4500	550	8500
		3.42	5500	650	9500
		3.73	5500	650	9500 ³

¹ Maximum trailer weight is calculated assuming the driver and one passenger are in the tow vehicle and it has all required trailering equipment. The weight of additional optional equipment must be subtracted from the maximum trailer weight. ² Maximum trailer weight reduced 500 lbs. on 4x4 models with Extended Cab. ³ GCWR reduced 500 lbs. on 4x4 with ZR2. ⁴ With 5.3L Vortec 4300 V6 engine. ⁵ With 4.3L Vortec 4300 V6 engine. ⁶ With 4.3L Vortec 4300 V6 engine. ⁷ With 4.3L Vortec 4300 V6 engine. ⁸ With 4.3L Vortec 4300 V6 engine. ⁹ With 4.3L Vortec 4300 V6 engine. ¹⁰ With 4.3L Vortec 4300 V6 engine. ¹¹ With 4.3L Vortec 4300 V6 engine. ¹² With 4.3L Vortec 4300 V6 engine. ¹³ With 4.3L Vortec 4300 V6 engine. ¹⁴ With 4.3L Vortec 4300 V6 engine. ¹⁵ With 4.3L Vortec 4300 V6 engine. ¹⁶ With 4.3L Vortec 4300 V6 engine. ¹⁷ With 4.3L Vortec 4300 V6 engine. ¹⁸ With 4.3L Vortec 4300 V6 engine. ¹⁹ With 4.3L Vortec 4300 V6 engine. ²⁰ With 4.3L Vortec 4300 V6 engine. ²¹ With 4.3L Vortec 4300 V6 engine. ²² With 4.3L Vortec 4300 V6 engine. ²³ With 4.3L Vortec 4300 V6 engine. ²⁴ With 4.3L Vortec 4300 V6 engine. ²⁵ With 4.3L Vortec 4300 V6 engine. ²⁶ With 4.3L Vortec 4300 V6 engine. ²⁷ With 4.3L Vortec 4300 V6 engine. ²⁸ With 4.3L Vortec 4300 V6 engine. ²⁹ With 4.3L Vortec 4300 V6 engine. ³⁰ With 4.3L Vortec 4300 V6 engine. ³¹ With 4.3L Vortec 4300 V6 engine. ³² With 4.3L Vortec 4300 V6 engine. ³³ With 4.3L Vortec 4300 V6 engine. ³⁴ With 4.3L Vortec 4300 V6 engine. ³⁵ With 4.3L Vortec 4300 V6 engine. ³⁶ With 4.3L Vortec 4300 V6 engine. ³⁷ With 4.3L Vortec 4300 V6 engine. ³⁸ With 4.3L Vortec 4300 V6 engine. ³⁹ With 4.3L Vortec 4300 V6 engine. ⁴⁰ With 4.3L Vortec 4300 V6 engine. ⁴¹ With 4.3L Vortec 4300 V6 engine. ⁴² With 4.3L Vortec 4300 V6 engine. ⁴³ With 4.3L Vortec 4300 V6 engine. ⁴⁴ With 4.3L Vortec 4300 V6 engine. ⁴⁵ With 4.3L Vortec 4300 V6 engine. ⁴⁶ With 4.3L Vortec 4300 V6 engine. ⁴⁷ With 4.3L Vortec 4300 V6 engine. ⁴⁸ With 4.3L Vortec 4300 V6 engine. ⁴⁹ With 4.3L Vortec 4300 V6 engine. ⁵⁰ With 4.3L Vortec 4300 V6 engine. ⁵¹ With 4.3L Vortec 4300 V6 engine. ⁵² With 4.3L Vortec 4300 V6 engine. ⁵³ With 4.3L Vortec 4300 V6 engine. ⁵⁴ With 4.3L Vortec 4300 V6 engine. ⁵⁵ With 4.3L Vortec 4300 V6 engine. ⁵⁶ With 4.3L Vortec 4300 V6 engine. ⁵⁷ With 4.3L Vortec 4300 V6 engine. ⁵⁸ With 4.3L Vortec 4300 V6 engine. ⁵⁹ With 4.3L Vortec 4300 V6 engine. ⁶⁰ With 4.3L Vortec 4300 V6 engine. ⁶¹ With 4.3L Vortec 4300 V6 engine. ⁶² With 4.3L Vortec 4300 V6 engine. ⁶³ With 4.3L Vortec 4300 V6 engine. ⁶⁴ With 4.3L Vortec 4300 V6 engine. ⁶⁵ With 4.3L Vortec 4300 V6 engine. ⁶⁶ With 4.3L Vortec 4300 V6 engine. ⁶⁷ With 4.3L Vortec 4300 V6 engine. ⁶⁸ With 4.3L Vortec 4300 V6 engine. ⁶⁹ With 4.3L Vortec 4300 V6 engine. ⁷⁰ With 4.3L Vortec 4300 V6 engine. ⁷¹ With 4.3L Vortec 4300 V6 engine. ⁷² With 4.3L Vortec 4300 V6 engine. ⁷³ With 4.3L Vortec 4300 V6 engine. ⁷⁴ With 4.3L Vortec 4300 V6 engine. ⁷⁵ With 4.3L Vortec 4300 V6 engine. ⁷⁶ With 4.3L Vortec 4300 V6 engine. ⁷⁷ With 4.3L Vortec 4300 V6 engine. ⁷⁸ With 4.3L Vortec 4300 V6 engine. ⁷⁹ With 4.3L Vortec 4300 V6 engine. ⁸⁰ With 4.3L Vortec 4300 V6 engine. ⁸¹ With 4.3L Vortec 4300 V6 engine. ⁸² With 4.3L Vortec 4300 V6 engine. ⁸³ With 4.3L Vortec 4300 V6 engine. ⁸⁴ With 4.3L Vortec 4300 V6 engine. ⁸⁵ With 4.3L Vortec 4300 V6 engine. ⁸⁶ With 4.3L Vortec 4300 V6 engine. ⁸⁷ With 4.3L Vortec 4300 V6 engine. ⁸⁸ With 4.3L Vortec 4300 V6 engine. ⁸⁹ With 4.3L Vortec 4300 V6 engine. ⁹⁰ With 4.3L Vortec 4300 V6 engine. ⁹¹ With 4.3L Vortec 4300 V6 engine. ⁹² With 4.3L Vortec 4300 V6 engine. ⁹³ With 4.3L Vortec 4300 V6 engine. ⁹⁴ With 4.3L Vortec 4300 V6 engine. ⁹⁵ With 4.3L Vortec 4300 V6 engine. ⁹⁶ With 4.3L Vortec 4300 V6 engine. ⁹⁷ With 4.3L Vortec 4300 V6 engine. ⁹⁸ With 4.3L Vortec 4300 V6 engine. ⁹⁹ With 4.3L Vortec 4300 V6 engine. ¹⁰⁰ With 4.3L Vortec 4300 V6 engine. ¹⁰¹ With 4.3L Vortec 4300 V6 engine. ¹⁰² With 4.3L Vortec 4300 V6 engine. ¹⁰³ With 4.3L Vortec 4300 V6 engine. ¹⁰⁴ With 4.3L Vortec 4300 V6 engine. ¹⁰⁵ With 4.3L Vortec 4300 V6 engine. ¹⁰⁶ With 4.3L Vortec 4300 V6 engine. ¹⁰⁷ With 4.3L Vortec 4300 V6 engine. ¹⁰⁸ With 4.3L Vortec 4300 V6 engine. ¹⁰⁹ With 4.3L Vortec 4300 V6 engine. ¹¹⁰ With 4.3L Vortec 4300 V6 engine. ¹¹¹ With 4.3L Vortec 4300 V6 engine. ¹¹² With 4.3L Vortec 4300 V6 engine. ¹¹³ With 4.3L Vortec 4300 V6 engine. ¹¹⁴ With 4.3L Vortec 4300 V6 engine. ¹¹⁵ With 4.3L Vortec 4300 V6 engine. ¹¹⁶ With 4.3L Vortec 4300 V6 engine. ¹¹⁷ With 4.3L Vortec 4300 V6 engine. ¹¹⁸ With 4.3L Vortec 4300 V6 engine. ¹¹⁹ With 4.3L Vortec 4300 V6 engine. ¹²⁰ With 4.3L Vortec 4300 V6 engine. ¹²¹ With 4.3L Vortec 4300 V6 engine. ¹²² With 4.3L Vortec 4300 V6 engine. ¹²³ With 4.3L Vortec 4300 V6 engine. ¹²⁴ With 4.3L Vortec 4300 V6 engine. ¹²⁵ With 4.3L Vortec 4300 V6 engine. ¹²⁶ With 4.3L Vortec 4300 V6 engine. ¹²⁷ With 4.3L Vortec 4300 V6 engine. ¹²⁸ With 4.3L Vortec 4300 V6 engine. ¹²⁹ With 4.3L Vortec 4300 V6 engine. ¹³⁰ With 4.3L Vortec 4300 V6 engine. ¹³¹ With 4.3L Vortec 4300 V6 engine. ¹³² With 4.3L Vortec 4300 V6 engine. ¹³³ With 4.3L Vortec 4300 V6 engine. ¹³⁴ With 4.3L Vortec 4300 V6 engine. ¹³⁵ With 4.3L Vortec 4300 V6 engine. ¹³⁶ With 4.3L Vortec 4300 V6 engine. ¹³⁷ With 4.3L Vortec 4300 V6 engine. ¹³⁸ With 4.3L Vortec 4300 V6 engine. ¹³⁹ With 4.3L Vortec 4300 V6 engine. ¹⁴⁰ With 4.3L Vortec 4300 V6 engine. ¹⁴¹ With 4.3L Vortec 4300 V6 engine. ¹⁴² With 4.3L Vortec 4300 V6 engine. ¹⁴³ With 4.3L Vortec 4300 V6 engine. ¹⁴⁴ With 4.3L Vortec 4300 V6 engine. ¹⁴⁵ With 4.3L Vortec 4300 V6 engine. ¹⁴⁶ With 4.3L Vortec 4300 V6 engine. ¹⁴⁷ With 4.3L Vortec 4300 V6 engine. ¹⁴⁸ With 4.3L Vortec 4300 V6 engine. ¹⁴⁹ With 4.3L Vortec 4300 V6 engine. ¹⁵⁰ With 4.3L Vortec 4300 V6 engine. ¹⁵¹ With 4.3L Vortec 4300 V6 engine. ¹⁵² With 4.3L Vortec 4300 V6 engine. ¹⁵³ With 4.3L Vortec 4300 V6 engine. ¹⁵⁴ With 4.3L Vortec 4300 V6 engine. ¹⁵⁵ With 4.3L Vortec 4300 V6 engine. ¹⁵⁶ With 4.3L Vortec 4300 V6 engine. ¹⁵⁷ With 4.3L Vortec 4300 V6 engine. ¹⁵⁸ With 4.3L Vortec 4300 V6 engine. ¹⁵⁹ With 4.3L Vortec 4300 V6 engine. ¹⁶⁰ With 4.3L Vortec 4300 V6 engine. ¹⁶¹ With 4.3L Vortec 4300 V6 engine. ¹⁶² With 4.3L Vortec 4300 V6 engine. ¹⁶³ With 4.3L Vortec 4300 V6 engine. ¹⁶⁴ With 4.3L Vortec 4300 V6 engine. ¹⁶⁵ With 4.3L Vortec 4300 V6 engine. ¹⁶⁶ With 4.3L Vortec 4300 V6 engine. ¹⁶⁷ With 4.3L Vortec 4300 V6 engine. ¹⁶⁸ With 4.3L Vortec 4300 V6 engine. ¹⁶⁹ With 4.3L Vortec 4300 V6 engine. ¹⁷⁰ With 4.3L Vortec 4300 V6 engine. ¹⁷¹ With 4.3L Vortec 4300 V6 engine. ¹⁷² With 4.3L Vortec 4300 V6 engine. ¹⁷³ With 4.3L Vortec 4300 V6 engine. ¹⁷⁴ With 4.3L Vortec 4300 V6 engine. ¹⁷⁵ With 4.3L Vortec 4300 V6 engine. ¹⁷⁶ With 4.3L Vortec 4300 V6 engine. ¹⁷⁷ With 4.3L Vortec 4300 V6 engine. ¹⁷⁸ With 4.3L Vortec 4300 V6 engine. ¹⁷⁹ With 4.3L Vortec 4300 V6 engine. ¹⁸⁰ With 4.3L Vortec 4300 V6 engine. ¹⁸¹ With 4.3L Vortec 4300 V6 engine. ¹⁸² With 4.3L Vortec 4300 V6 engine. ¹⁸³ With 4.3L Vortec 4300 V6 engine. ¹⁸⁴ With 4.3L Vortec 4300 V6 engine. ¹⁸⁵ With 4.3L Vortec 4300 V6 engine. ¹⁸⁶ With 4.3L Vortec 4300 V6 engine. ¹⁸⁷ With 4.3L Vortec 4300 V6 engine. ¹⁸⁸ With 4.3L Vortec 4300 V6 engine. ¹⁸⁹ With 4.3L Vortec 4300 V6 engine. ¹⁹⁰ With 4.3L Vortec 4300 V6 engine. ¹⁹¹ With 4.3L Vortec 4300 V6 engine. ¹⁹² With 4.3L Vortec 4300 V6 engine. ¹⁹³ With 4.3L Vortec 4300 V6 engine. ¹⁹⁴ With 4.3L Vortec 4300 V6 engine. ¹⁹⁵ With 4.3L Vortec 4300 V6 engine. ¹⁹⁶ With 4.3L Vortec 4300 V6 engine. ¹⁹⁷ With 4.3L Vortec 4300 V6 engine. ¹⁹⁸ With 4.3L Vortec 4300 V6 engine. ¹⁹⁹ With 4.3L Vortec 4300 V6 engine. ²⁰⁰ With 4.3L Vortec 4300 V6 engine. ²⁰¹ With 4.3L Vortec 4300 V6 engine. ²⁰² With 4.3L Vortec 4300 V6 engine. ²⁰³ With 4.3L Vortec 4300 V6 engine. ²⁰⁴ With 4.3L Vortec 4300 V6 engine. ²⁰⁵ With 4.3L Vortec 4300 V6 engine. ²⁰⁶ With 4.3L Vortec 4300 V6 engine. ²⁰⁷ With 4.3L Vortec 4300 V6 engine. ²⁰⁸ With 4.3L Vortec 4300 V6 engine. ²⁰⁹ With 4.3L Vortec 4300 V6 engine. ²¹⁰ With 4.3L Vortec 4300 V6 engine. ²¹¹ With 4.3L Vortec 4300 V6 engine. ²¹² With 4.3L Vortec 4300 V6 engine. ²¹³ With 4.3L Vortec 4300 V6 engine. ²¹⁴ With 4.3L Vortec 4300 V6 engine. ²¹⁵ With 4.3L Vortec 4300 V6 engine. ²¹⁶ With 4.3L Vortec 4300 V6 engine. ²¹⁷ With 4.3L Vortec 4300 V6 engine. ²¹⁸ With 4.3L Vortec 4300 V6 engine. ²¹⁹ With 4.3L Vortec 4300 V6 engine. ²²⁰ With 4.3L Vortec 4300 V6 engine. ²²¹ With 4.3L Vortec 4300 V6 engine. ²²² With 4.3L Vortec 4300 V6 engine. ²²³ With 4.3L Vortec 4300 V6 engine. ²²⁴ With 4.3L Vortec 4300 V6 engine. ²²⁵ With 4.3L Vortec 4300 V6 engine. ²²⁶ With 4.3L Vortec 4300 V6 engine. ²²⁷ With 4.3L Vortec 4300 V6 engine. ²²⁸ With 4.3L Vortec 4300 V6 engine. ²²⁹ With 4.3L Vortec 4300 V6 engine. ²³⁰ With 4.3L Vortec 4300 V6 engine. ²³¹ With 4.3L Vortec 4300 V6 engine. ²³² With 4.3L Vortec 4300 V6 engine. ²³³ With 4.3L Vortec 4300 V6 engine. ²³⁴ With 4.3L Vortec 4300 V6 engine. ²³⁵ With 4.3L Vortec 4300 V6 engine. ²³⁶ With 4.3L Vortec 4300 V6 engine. ²³⁷ With 4.3L Vortec 4300 V6 engine. ²³⁸ With 4.3L Vortec 4300 V6 engine. ²³⁹ With 4.3L Vortec 4300 V6 engine. ²⁴⁰ With 4.3L Vortec 4300 V6 engine. ²⁴¹ With 4.3L Vortec 4300 V6 engine. ²⁴² With 4.3L Vortec 4300 V6 engine. ²⁴³ With 4.3L Vortec 4300 V6 engine. ²⁴⁴ With 4.3L Vortec 4300 V6 engine. ²⁴⁵ With 4.3L Vortec 4300 V6 engine. ²⁴⁶ With 4.3L Vortec 4300 V6 engine. ²⁴⁷ With 4.3L Vortec 4300 V6 engine. ²⁴⁸ With 4.3L Vortec 4300 V6 engine. ²⁴⁹ With 4.3L Vortec 4300 V6 engine. ²⁵⁰ With 4.3L Vortec 4300 V6 engine. ²⁵¹ With 4.3L Vortec 4300 V6 engine. ²⁵² With 4.3L Vortec 4300 V6 engine. ²⁵³ With 4.3L Vortec 4300 V6 engine. ²⁵⁴ With 4.3L Vortec 4300 V6 engine. ²⁵⁵ With 4.3L Vortec 4300 V6 engine. ²⁵⁶ With 4.3L Vortec 4300 V6 engine. ²⁵⁷ With 4.3L Vortec 4300 V6 engine. ²⁵⁸ With 4.3L Vortec 4300 V6 engine. ²⁵⁹ With 4.3L Vortec 4300 V6 engine. ²⁶⁰ With 4.3L Vortec 4300 V6 engine. ²⁶¹ With 4.3L Vortec 4300 V6 engine. ²⁶² With 4.3L Vortec 4300 V6 engine. ²⁶³ With 4.3L Vortec 4300 V6 engine. ²⁶⁴ With 4.3L Vortec 4300 V6 engine. ²⁶⁵ With 4.3L Vortec 4300 V6 engine. ²⁶⁶ With 4.3L Vortec 4300 V6 engine. ²⁶⁷ With 4.3L Vortec 4300 V6 engine. ²⁶⁸ With 4.3L Vortec 4300 V6 engine. ²⁶⁹ With 4.3L Vortec 4300 V6 engine. ²⁷⁰ With 4.3L Vortec 4300 V6 engine. ²⁷¹ With 4.3L Vortec 4300 V6 engine. ²⁷² With 4.3L Vortec 4300 V6 engine. ²⁷³ With 4.3L Vortec 4300 V6 engine. ²⁷⁴ With 4.3L Vortec 4300 V6 engine. ²⁷⁵ With 4.3L Vortec 4300 V6 engine. ²⁷⁶ With 4.3L Vortec 4300 V6 engine. ²⁷⁷ With 4.3L Vortec 4300 V6 engine. ²⁷⁸ With 4.3L Vortec 4300 V6 engine. ²⁷⁹ With 4.3L Vortec 4300 V6 engine. ²⁸⁰ With 4.3L Vortec 4300 V6 engine. ²⁸¹ With 4.3L Vortec 4300 V6 engine. ²⁸² With 4.3L Vortec 4300 V6 engine. ²⁸³ With 4.3L Vortec 4300 V6 engine. ²⁸⁴ With 4.3L Vortec 4300 V6 engine. ²⁸⁵ With 4.3L Vortec 4300 V6 engine. ²⁸⁶ With 4.3L Vortec 4300 V6 engine. ²⁸⁷ With 4.3L Vortec 4300 V6 engine. ²⁸⁸ With 4.3L Vortec 4300 V6 engine. ²⁸⁹ With 4.3L Vortec 4300 V6 engine. ²⁹⁰ With 4.3L Vortec 4300 V6 engine. ²⁹¹ With 4.3L Vortec 4300 V6 engine. ²⁹² With 4.3L Vortec 4300 V6 engine. ²⁹³ With 4.3L Vortec 4300 V6 engine. ²⁹⁴ With 4.3L Vortec 4300 V6 engine. ²⁹⁵ With 4.3L Vortec 4300 V6 engine. ²⁹⁶ With 4.3L Vortec 4300 V6 engine. ²⁹⁷ With 4.3L Vortec 4300 V6 engine. ²⁹⁸ With 4.3L Vortec 4300 V6 engine. ²⁹⁹ With 4.3L Vortec 4300 V6 engine. ³⁰⁰ With 4.3L Vortec 4300 V6 engine. ³⁰¹ With 4.3L Vortec 4300 V6 engine. ³⁰² With 4.3L Vortec 4300 V6 engine. ³⁰³ With 4.3L Vortec 4300 V6 engine. ³⁰⁴ With 4.3L Vortec 4300 V6 engine. ³⁰⁵ With 4.3L Vortec 4300 V6 engine. ³⁰⁶ With 4.3L Vortec 4300 V6 engine. ³⁰⁷ With 4.3L Vortec 4300 V6 engine. ³⁰⁸ With 4.3L Vortec 4300 V6 engine. ³⁰⁹ With 4.3L Vortec 4300 V6 engine. ³¹⁰ With 4.3L Vortec 4300 V6 engine. ³¹¹ With 4.3L Vortec 4300 V6 engine. ³¹² With 4.3L Vortec 4300 V6 engine. ³¹³ With 4.3L Vortec 4300 V6 engine. ³¹⁴ With 4.3L Vortec 4300 V6 engine. ³¹⁵ With 4.3L Vortec 4300 V6 engine. ³¹⁶ With 4.3L Vortec 4300 V6 engine. ³¹⁷ With 4.3L Vortec 4300 V6 engine. ³¹⁸ With 4.3L Vortec 4300 V6 engine. ³¹⁹ With 4.3L Vortec 4300 V6 engine. ³²⁰ With 4.3L Vortec 4300 V6 engine. ³²¹ With 4.3L Vortec 4300 V6 engine. ³²² With 4.3L Vortec 4300 V6 engine. ³²³ With 4.3L Vortec 4300 V6 engine. ³²⁴ With 4.3L Vortec 4300 V6 engine. ³²⁵ With 4.3L Vortec 4300 V6 engine. ³²⁶ With 4.3L Vortec 4300 V6 engine. ³²⁷ With 4.3L Vortec 4300 V6 engine. ³²⁸ With 4.3L Vortec 4300 V6 engine. ³²⁹ With 4.3L Vortec 4300 V6 engine. ³³⁰ With 4.3L Vortec 4300 V6 engine. ³³¹ With 4.3L Vortec 4300 V6 engine. ³³² With 4.3L Vortec 4300 V6 engine. ³³³ With 4.3L Vortec 4300 V6 engine. ³³⁴ With 4.3L Vortec 4300 V6 engine. ³³⁵ With 4.3L Vortec 4300 V6 engine. ³³⁶ With 4.3L Vortec 4300 V6 engine. ³³⁷ With 4.3L Vortec 4300 V6 engine. ³³⁸ With 4.3L Vortec 4300 V6 engine. ³³⁹ With 4.3L Vortec 4300 V6 engine. ³⁴⁰ With 4.3L Vortec 4300 V6 engine. ³⁴¹ With 4.3L Vortec 4300 V6 engine. ³⁴² With 4.3L Vortec 4300 V6 engine. ³⁴³ With 4.3L Vortec 4300 V6 engine. ³⁴⁴ With 4.3L Vortec 4300 V6 engine. ³⁴⁵ With 4.3L Vortec 4300 V6 engine. ³⁴⁶ With 4.3L Vortec 4300 V6 engine. ³⁴⁷ With 4.3L Vortec 4300 V6 engine. ³⁴⁸ With 4.3L Vortec 4300 V6 engine. ³⁴⁹ With 4.3L Vortec 4300 V6 engine. ³⁵⁰ With 4.3L Vortec 4300 V6 engine. ³⁵¹ With 4.3L Vortec 4300 V6 engine. ³⁵² With 4.3L Vortec 4300 V6 engine. ³⁵³ With 4.3L Vortec 4300 V6 engine. ³⁵⁴ With 4.3L Vortec 4300 V6 engine. ³⁵⁵ With 4.3L Vortec 4300 V6 engine. ³⁵⁶ With 4.3L Vortec 4300 V6 engine. ³⁵⁷ With 4.3L Vortec 4300 V6 engine. ³⁵⁸ With 4.3L Vortec 4300 V6 engine. ³⁵⁹ With 4.3L Vortec 4300 V6 engine. ³⁶⁰ With 4.3L Vortec 4300 V6 engine. ³⁶¹ With 4.3L Vortec 4300 V6 engine. ³⁶² With 4.3L Vortec 4300 V6 engine. ³⁶³ With 4.3L Vortec 4300 V6 engine. ³⁶⁴ With 4.3L Vortec 4300 V6 engine. ³⁶⁵ With 4.3L Vortec 4300 V6 engine. ³⁶⁶ With 4.3L Vortec 4300 V6 engine. ³⁶⁷ With 4.3L Vortec 4300 V6 engine. ³⁶⁸ With 4.3L Vortec 4300 V6 engine. ³⁶⁹ With 4.3L Vortec 4300 V6 engine. ³⁷⁰ With 4.3L Vortec 4300 V6 engine. ³⁷¹ With 4.3L Vortec 4300 V6 engine. ³⁷² With 4.3L Vortec 4300 V6 engine. ³⁷³ With 4.3L Vortec 4300 V6 engine. ³⁷⁴ With 4.3L Vortec 4300 V6 engine. ³⁷⁵ With 4.3L Vortec 4300 V6 engine. ³⁷⁶ With 4.3L Vortec 4300 V6 engine. ³⁷⁷ With 4.3L Vortec 4300 V6 engine. ³⁷⁸ With 4.3L Vortec 4300 V6 engine. ³⁷⁹ With 4.3L Vortec 4300 V6 engine. ³⁸⁰ With 4.3L Vortec 4300 V6 engine. ³⁸¹ With 4.3L Vortec 4300 V6 engine. ³⁸² With 4.3L Vortec 4300 V6 engine. ³⁸³ With 4.3L Vortec 4300 V6 engine. ³⁸⁴ With 4.3L Vortec 4300 V6 engine. ³⁸⁵ With 4.3L Vortec 4300 V6 engine. ³⁸⁶ With 4.3L Vortec 4300 V6 engine. ³⁸⁷ With 4.3L Vortec 4300 V6 engine. ³⁸⁸ With 4.3L Vortec 4300 V6 engine. ³⁸⁹ With 4.3L Vortec 4300 V6 engine. ³⁹⁰ With 4.3L Vortec 4300 V6 engine. ³⁹¹ With 4.3L Vortec 4300 V6 engine. ³⁹² With 4.3L Vortec 4300 V6 engine. ³⁹³ With 4.3L Vortec 4300 V6 engine. ³⁹⁴ With 4.3L Vortec 4300 V6 engine. ³⁹⁵ With 4.3L Vortec 4300 V6 engine. ³⁹⁶ With 4.3L Vortec 4300 V6 engine. ³⁹⁷ With 4.3L Vortec 4300 V6 engine. ³⁹⁸ With 4.3L Vortec 4300 V6 engine. ³⁹⁹

2WD Steel Wheel
(15" x 7").

Standard on 2WD Base model and with LS trim. Includes bright trim ring (as shown) with LS.



2WD LS Cast-Aluminum Wheel (15" x 7").
Optional (RPO N60) with LS trim. Included with LS Exterior Appearance Package.



2WD Cast-Aluminum Sport Wheel (16" x 8"). Included with SS Package and ZQ8 Sport Suspension Package. Center cap bowtie is painted in red with SS and in gold with ZQ8.



4x4 Steel Wheel (15" x 7").
Standard on 4x4 Base model and with optional uplevel LS trim. Includes bright trim ring (as shown) with LS.



4x4 Special Aluminum Wheel (15" x 7").
Optional (RPO 5P2) on all S-10 4x4 models.



4x4 LS Spoked Cast-Aluminum Wheel (15" x 7").
Optional (RPO N90) with LS trim. Included with available LS Exterior Appearance Package.



4x4 LS Bright Aluminum Wheel With Medium Gray Accents (15" x 7").
Optional (RPO PA3) with LS trim. Not available with LS Exterior Appearance Package.



These convenient option packages help make it easy to tailor a new S-10 Pickup to your specifications.

PREFERRED EQUIPMENT GROUP

Base Preferred Equipment Group 1SA — standard 2WD Regular-Cab with Fleetside Short- or Long-Box only; includes standard Base trim content, radio delete¹ and rear close out filler panel.²

LS Preferred Equipment Group 1SB — optional 2WD/4x4 Regular-Cab, standard 2WD/4x4 LS Extended-Cab; includes LS trim features. Regular-Cab available with standard Fleetside Short-Box, optional Fleetside Long-Box or Sportside Box. Extended-Cab available with standard Fleetside Short-Box or optional Sportside Box.

LS Preferred Equipment Group 1SH³ — optional 2WD Regular-Cab; includes LS trim features with Custom Cloth 60/40 split-bench seat, ETR AM/FM stereo with cassette player⁴ and cast-aluminum wheels. Requires 2WD standard RPO LN2 2.2 Liter L4 engine, RPO MW2 5-speed manual transmission and RPO Z83 Solid Smooth suspension.

LS Preferred Equipment Group 1SJ³ — optional 2WD Extended-Cab with with Fleetside Short-Box or optional Sportside Box only; includes LS trim features, Custom Cloth reclining high-back bucket seats, ETR AM/FM stereo with cassette player,⁴ cast-aluminum wheels, RPO Z85 Increased Capacity suspension and RPO LF6 Vortec 4300 V6 engine. Available with standard Fleetside Short-Box or optional Sportside Box.

LS Preferred Equipment Group 1SM³ — optional 4x4 LS Extended-Cab; available with standard Fleetside Short-Box or optional Sportside Box; includes LS trim standard features, Custom Cloth reclining high-back bucket seats, electric shift transfer case control, ETR AM/FM stereo with cassette player,⁴ cast-aluminum wheels⁵ and RPO Z85 Increased Capacity suspension. Requires 4x4 standard RPO LF6 Vortec 4300 V6 engine.

¹ Upgrade to optional sound system allowed. ² A rear step-bumper is optional with Preferred Equipment Group 1SA and may be required in certain states, may upgrade standard Fleetside Short-Box to Sportside on short-wheelbase model. ³ Additional option availability with this Preferred Equipment Group is limited — please see your dealer for details. ⁴ Upgrade allowed. ⁵ May substitute special aluminum wheels (RPO 5P2) or bright aluminum wheels with medium gray accents (RPO PA3).

SPECIAL PACKAGES

LS Exterior Appearance Package (RPO YC5): includes dark gray body-side moldings with bright inserts, bright wheel-opening moldings, specific 2WD or 4x4 cast-aluminum wheels and, on 4x4 models only, body-color bumpers.

2WD Sport Suspension Package (RPO ZQ8): includes specific springs (2" lower ride height), high-pressure gas-charged 46mm Bilstein shock absorbers, quick-ratio power steering with tuned spool valve, 29mm front and 23mm rear stabilizer bars, horizontally mounted rear-wheel hop damper, front and rear urethane jounce bumpers, additional frame bracing and four P235/55R-16 tires on 16" x 8" cast-aluminum sport wheels.

2WD SS Package (RPO B4U): includes body-color grille with red bowtie emblem, red SS badging, front air dam with foglamps, rear filler panel (a rear step-bumper is optional and may be required in certain states), leather-wrapped steering wheel, RPO ZQ8 Sport Suspension Package and locking differential.

4x4 Wide-Stance Sport Performance Package (RPO ZR2): includes special chassis with 4"-wider tread, specially reinforced frame, ZR2 wide-stance firm ride on-/off-road suspension with 31" x 10.5" R-15 blackwall tires with full-size spare, specially tuned Bilstein 46mm shock absorbers, rear axle track bar, 3.73 rear axle with 8.5" ring gear, specially enhanced 7.25" final-drive front axle ring gear, larger-size wheel and axle bearings, underbody shield package, fender flares and LS trim.

NOTE: Please see your Chevy Truck dealer for details.

TWO-TONE



Custom Two-Tone paint (optional, RPO ZY7).

STANDARDS AND OPTIONS

NOTE: A complete listing of safety features appears on page 9. Some individually available options listed may be included in or be ordered only with specific Preferred Equipment Groups. Some additional ordering restrictions may apply. Please see your Chevy Truck dealer for additional details.

1 Does not include rear jump seat and rear stereo sound system speakers are included in LS Extended-Cab with optional third door.
2 Required with optional 4x4 2WD Wide Station Sport Performance Package.
3 Requires optional Convenience Group BPO 2A4 includes power door locks, power windows, and power mirrors to extend rearview mirror.
4 Except with vinyl floor covering and vinyl seat and interior trim.
5 Included with BPO B4U 5S Package.
6 Included with BPO 1.3L V6 or 4300 V6.
7 Color-keyed to body color with optional BPO YC5 1S Exterior Appearance Package.
8 With Base Preferred Equipment Group 15A and with BPO B4U 5S Package, the rear step bumper is deleted and replaced with a filler panel. The rear step bumper is available as an option with Base Preferred Equipment Group 15A and the BPO B4U 5S Package and may be repaired in certain states.
9 Full-size spare included on 4x4 models with BPO 2M6 or BPO 2B3 Off-Road Suspension Package.

TRIM LEVEL	BASE	LS
SEATING — BASE REGULAR-CAB		
Custom Vinyl bench seat with folding back and 2 cup holders	S	-
Custom Cloth bench seat with folding back, 2 cup holders and storage compartment	O	-
SEATING — LS REGULAR-CAB & LS EXTENDED-CAB		
Deluxe Cloth 60/40 split-bench seat with recliners, armrest with storage and 2 cup holders (Extended-Cab also includes folding Custom Vinyl-trimmed rear jump seats and passenger-side easy-entry feature) ¹	-	S
Deluxe Cloth high-back reclining bucket seats with driver-seat adjuster manual lumbar support and center convenience console with 2 cup holders (also includes floor shift lever with automatic transmission) (Extended-Cab also includes folding Custom Vinyl-trimmed rear jump seats and passenger-side easy-entry feature) ¹	-	O ²
INTERIOR FEATURES		
Air bag, driver	S	S
Air conditioning: non-ozone-depleting R-134a refrigerant	O	O
Coat hooks: LH and RH (fold-away type on Extended-Cab)	S	S
Convenience Group: includes power door locks, power windows and power remote exterior mirrors	-	O
Convenience Group: includes Tilt-Wheel™ Adjustable Steering Column and electronic speed control with Resume Speed	O	O
Covering, cab back panel: carpeted	S	S
Door trim panels: color-keyed molded plastic trim with integral armrests and map pockets	S	-
Door trim panels: color-keyed molded plastic trim with soft-cloth upper insert; includes integral armrests and map pockets	-	S
Floor covering, vinyl: dark gray, full-floor	S	-
Floor carpeting: color-keyed, full-floor	-	S
Floor mats, auxiliary: front floor	-	O
Glass, Solar-Ray: light-tinted	S	S
Grab handle, passenger-side	S	S
Headliner, cloth: color-keyed, full cover	S	S
Locking: single two-sided key operation of ignition and door locks	S	S
Lock system: Remote Keyless Entry	-	O ³
Lamps, interior: dome and front-floor courtesy (with door-operated delayed-entry feature)	S	S
Lamps, dual reading: rearview mirror-mounted, door-activated	-	S
Scotchgard™ Protector: on cloth and carpeted surfaces	S ⁴	S
Sunshades: padded, color-keyed cloth with map straps and LH and RH vanity mirrors	S	-
Sunshades: padded cloth, dual blade, color-keyed; with slider extensions, illuminated vanity mirrors and LH and RH map straps	-	S
Tools: mechanical jack with cover and wheel wrench (Extended-Cab jack cover includes 2 cup holders)	S	S
Window, sliding rear	O	O
Windows, rear-quarter swing-out (Extended-Cab only)	-	S
INSTRUMENT PANEL/CONTROLS		
Cigarette lighter: with lighted ashtray	S	S
Gauges, analog-type: include speedometer, trip odometer, fuel level, voltmeter, coolant temperature and oil pressure	S	S
Glove box: with light	S	S
Heater: with windshield defroster and front side-window defoggers	S	S
Pad, instrument panel: color-keyed, full-width	S	S
Power outlets, auxiliary electric: two (covered)	-	S
Steering wheel: 4-spoke	S	S
Steering wheel: leather-wrapped, 4-spoke	-	O ⁵
Tachometer	O	O ⁶
Electric shift, push-button: transfer case (4x4 models only)	-	O
Warning buzzer: headlamps-on	S	S

TRIM LEVEL	BASE	LS
SOUND SYSTEMS BY DELCO ELECTRONICS		
NOTE: All S-10 stereo sound systems include a Delco Electronics Electronic Tuned Receiver (ETR) AM/FM stereo and digital clock. Rear speakers are deleted in LS Extended-Cab when optional third door is ordered.		
ETR AM/FM stereo with coaxial front and extended-range rear speakers	S	-
ETR AM/FM stereo with cassette player and coaxial front and extended-range rear speakers	O	O
ETR AM/FM stereo with graphic equalizer, cassette player with Search and Repeat, and coaxial front and extended-range rear speakers	O	O
ETR AM/FM stereo with compact disc player, includes automatic tone control, speed-compensated volume, preset-scan, CD random select, CD-in play/radio switching and TheftLock feature, and four premium speakers	-	O
EXTERIOR FEATURES		
Air dam: color-keyed to front bumper color	S	S
Air dam: with foglamps (2WD only)	-	O ⁷
Bumpers, front and rear step: dark gray	S	4x4 ⁸
Bumpers, front and rear step ¹ : color-keyed	-	2WD
Daytime Running Lamps, automatic	S	S
Grille: dark gray, molded	S	-
Grille: chrome (body-color with SS Package)	-	S
Headlamps: halogen, sealed-beam	S	S
Mirrors, below-eyeline: black, fold-away	S	S
Tailgate, removable	S	S
Third door: driver-side (Extended-Cab only)	-	O ⁹
Tie-downs, cargo: box floor (4)	S	S
Wipers, windshield: with washers and intermittent feature	S	S
CHASSIS FEATURES		
Alternator: 100-amp	S	S
Battery: 525 cold-cranking amps	S	S
Battery, heavy-duty: 690 cold-cranking amps	O	O
Brakes: power-assisted hydraulic front disc/rear drum with 4-wheel ABS	S	S
Cold Climate Package (includes heavy-duty battery and engine block heater)	O	O
Differential, locking rear (not available with 2.2 Liter L4 engine)	O	O ⁵
Fuel tank: 19-gallon capacity	S	S
Lamp, engine compartment: mounted underhood	S	S
Shield Package (4x4 only): includes front differential carrier, transfer case, fuel tank and steering linkage skid plates	O	O ⁵
Suspension, front: independent (coil springs with 2WD; torsion bar with 4x4)	S	S
Suspension, rear: semi-floating axle with 2-stage multi-leaf springs	S	S
Enhanced Suspension Packages: 2WD and 4x4 (see page 20 for availability and details)	O	O
Steering, power-assisted variable-ratio	S	S
Tow hooks: 2 front (4x4 only)	S	S
Trailer provision: 6-wire trailer wiring harness	S	S
Transfer case, Insta-Trac (4x4 models only)	S	S
TIRES		
See page 20 for availability and details		
Spare tire, temporary: mounted under bed ⁹	S	S
S — Standard. O — Optional.		
NOTE: The S-10 trim features indicated reflect only a portion of the total content of each trim level. See your dealer for complete listings.		

INTERIOR TRIMS

EXTERIOR COLORS



Deluxe Cloth




Custom Cloth



Custom Vinyl



Light Blue Metallic
Navy ■ Graphite ■ Gray ■



Onyx Black
Beige ■ Graphite ■ Gray ■



Emerald Green Metallic
Beige ■ Graphite ■ Gray ■



Summit White
Beige ■ Navy ■ Graphite ■ Gray ■




Light Autumnwood Metallic
Beige ■ Graphite ■ Gray ■



Medium Beige Mystique Metallic
Beige ■ Graphite ■




Apple Red
Beige ■ Graphite ■ Gray ■



Fairway Green
Beige ■ Graphite ■ Gray ■



Dark Cherry Red Metallic
Beige ■ Graphite ■ Gray ■



Quicksilver Metallic
Navy ■ Graphite ■ Gray ■

NOTE: All trims shown are available with exterior colors as listed above. Trim color availability may vary with optional Two-Tone. Ask your Chevy Truck dealer for full color and trim availability information. Seat type and fabric availability are shown in the Standards and Options chart. Interior color availability: Beige* ■ Navy* ■ Graphite* ■ Gray ■
*Not available with Custom Vinyl trim.

PLEASE CONTACT US...

For any additional information on 1997 Chevrolet Car, Truck or Geo products, call 1-800-950-2438 or visit us on the internet at: <http://www.chevrolet.com>.

CUSTOMER ASSISTANCE CENTER.

The Chevrolet Customer Assistance Center has a special toll-free number (1-800-222-1020). It puts you in contact with experts who can handle any product or service questions you may have with your new S-10 Pickup.

SMARTLEASE BY GMAC.

SMARTLEASE by GMAC makes it easy to enjoy the excellence of S-10. With SMARTLEASE, qualified customers can be approved in about one hour, and you'll enjoy low SMARTLEASE monthly payments. Plus, SMARTLEASE offers you choices at the end of your lease. You



can either buy your S-10 Pickup at a price guaranteed up front, or return your truck with no other obligations—providing the terms of the lease have been met. For more information about SMARTLEASE, SMARTBUY, or any other quality GMAC financing options, see your Chevy dealer or call 1-800-32-SMART.

TURN PLASTIC INTO STEEL

WITH THE GM CARD®.

The GM MasterCard®, with no annual fee, is the revolutionary financial vehicle specifically designed to help put

you behind the wheel. When you use your GM Card, you'll receive 5% GM Card Earnings on purchases good toward the purchase or lease of a new GM car or truck. It could mean saving hundreds, even thousands of dollars over and above any other discounts or rebates.



Card Earnings on purchases good toward

the purchase or lease of a new GM car or truck. It could mean saving hundreds, even thousands of dollars over and above any other discounts or rebates. Call 1-800-8GM-CARD for more information, including GM Card terms and conditions.

THE GM MOBILITY PROGRAM FOR PERSONS WITH DISABILITIES.

We invite your inquiries about the GM Mobility Program For Persons with Disabilities. The program will reimburse you up to \$1,000 toward any aftermarket driver or passenger adaptive equipment you may require for your 1997 Chevy S-10 Pickup, and can set up complete GMAC financing for you, too. The program can also provide you with a listing of area driver assessment centers and mobility equipment installers. See your Chevy dealer for more details or call this toll-free number for more information: 1-800-323-9935.

Text telephone (TTY) users, call 1-800-833-9935.

UPDATED SERVICE INFORMATION.

Chevrolet regularly sends its dealers useful service bulletins about Chevrolet products. Chevrolet moni-

tors product performance in the field. We then prepare bulletins for servicing our products better. Now you can get these bulletins, too. Ask your dealer or, for ordering information, call toll free: 1-800-551-4123.

ASSEMBLY.

Chevrolet trucks are assembled by different operating units of General Motors, its subsidiaries or suppliers to GM worldwide. Chevrolet trucks incorporate thousands of components produced by different operating units of GM, its subsidiaries or suppliers to GM worldwide. We sometimes find it necessary to produce Chevrolet trucks with different or differently sourced components than originally scheduled. All such components have been approved for use in Chevrolet trucks and will provide the quality of performance associated with the Chevrolet name. Since some options may be unavailable when your vehicle is assembled, we suggest that you verify that your vehicle includes the equipment you ordered or, if there are changes, that they are acceptable to you.

ENGINES.

Chevrolet trucks are equipped with engines produced by different operating units of GM, its subsidiaries or suppliers to GM worldwide.

CORROSION PROTECTION.

Chevrolet trucks are designed and built to resist corrosion. All body

sheet-metal components are warranted against rust-through corrosion for 6 years/100,000 miles (whichever comes first). Application of additional rust-inhibiting materials is not required under the corrosion coverage and none is recommended. See your Chevrolet dealer for terms of this limited warranty.

A WORD ABOUT THIS CATALOG.

We have tried to make this catalog as comprehensive and factual as possible. We reserve the right, however, to make changes at any time, without notice, in prices, colors, materials, equipment, specifications, models and availability. Since some information may have been updated since the time of printing, please check with your Chevrolet dealer for complete details.

GM PROTECTION PLAN.

The available GM Protection Plan offers service protection in addition to that provided by GM's New Vehicle Limited Warranty. Ask your dealer about it. Coverage available only in the U.S. and Canada.

Chevrolet, the Chevrolet Emblem, Geo, General Motors, GM, the GM Emblem, S10, the S10 Emblem, ETR, TheftLock, Insta-Trac and Solar-Ray are registered trademarks of the General Motors Corporation. Chevy and Vortec are trademarks of the General Motors Corporation. GMAC, SMARTLEASE and SMARTBUY are registered trademarks of the General Motors Acceptance Corporation. "Scotchgard" is a registered trademark of 3M. ©1996 General Motors Corp. All rights reserved.



C
H
E
V
R
O
L
E
T
31
S
-
1
O
P
I
C
K
U
P



CHEVY TRUCKS