


VOLVO P445

The versatile station wagon



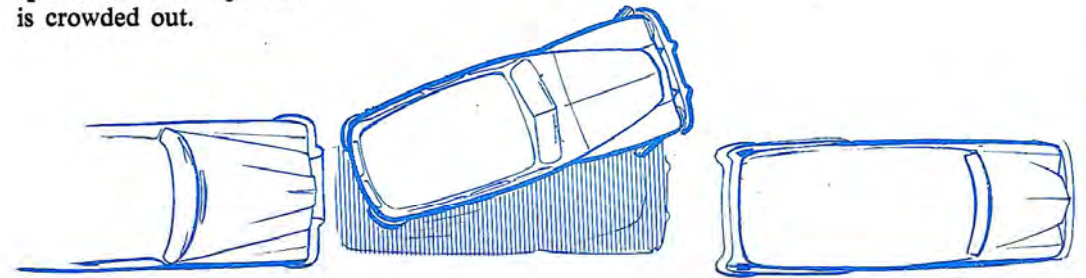


Dynamic. The flashing acceleration of this brilliant twin-carburetor B 16 B sports engine makes for fast and safe overtaking as well as breathtaking top speeds. But in spite of all this it is incredibly economical to run with a fuel consumption of about thirty miles per gallon. Standard engine equipment includes a fullflow oil filter which cleans all the oil in the engine hyper-effectively. This minimizes engine wear, saves oil and — above all — saves money.



Safe. Superb brakes with a total lining area of 144 sq.in. ensure safe stopping in any situation.

Compact. Parking ceases to be a problem. The P 445 has a tight turning circle and can snuggle into confined parking spaces where a larger car is crowded out.



VOLVO P 445

— *Ideal for both work and leisure*

Practical: Low floor level and large doors make the P 445 easy to load and unload. The upholstery and other fittings are of really strong material designed to stand up to rough treatment. The steel floor in the load space is fitted with replaceable oak strips.

The 445 is effectively rust-proofed and stands up to outdoor parking in all weather — all the year round.

No need to worry about your Volvo P 445 being stolen. The tamperproof ignition switch is connected to the ignition coil by means of an armored cable to foil car thieves. Your 445 will always stay where you last left it.



No need to worry about hotel rooms — you have your own sleeper with you.






The Volvo P 445 is the perfect family car with deep-cushioned comfort for five passengers and plenty of room for masses of luggage. And this is not all. When the rear seat is folded flat it becomes a smart cargo carrier with a load space of 100 cu.ft. Outstanding features: robust, powerful, speedy, economical, easy to load, compact, easy to drive.

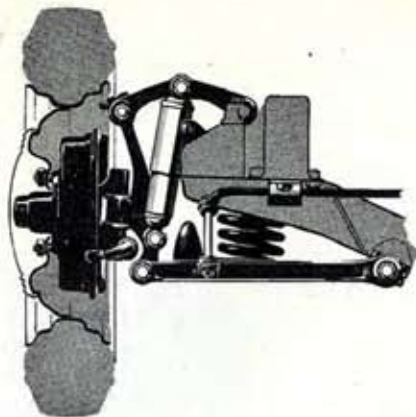
The Volvo P 445 is powered by the same engine that has won so many racing successes for the Volvo PV 444 — the twin-carburetor 85 b.h.p. B 16 B sports engine with its flashing acceleration.

Outstanding design, rugged construction, superb brakes make the P 445 completely reliable in all weather, all the year round — for the whole family.

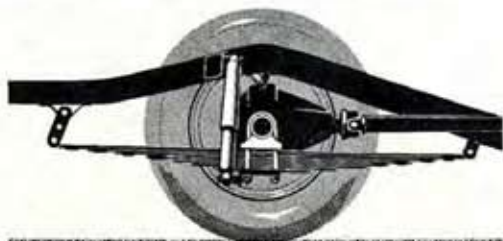


Roomy. It is only the work of a few seconds to fold the rear seat flat and obtain a load space of 100 cu.ft.





Front suspension. Independent suspension with coil springs and double control arms. Double-acting, hydraulic shock absorbers.



Rear suspension. Semi-elliptical leaf springs. The double-acting hydraulic shock absorbers are fitted offset towards the centre of the vehicle to increase stability on bad roads.



Spare wheel. The spare wheel is carried in an enclosed lockable compartment beneath the floor in the loading space.

SPECIFICATION

Sports engine. Four-cylinder, overhead valve engine, type B 16 B. Bore 3.125 in., stroke 3.15 in., displacement 97 cu.in., compression ratio 8.2:1. Output 85 brake horsepower at 5,500 r.p.m., torque 87 lb.ft. at 3,500 r.p.m. Twin SU horizontal carburetors. Standard equipment includes fullflow oil filter.

Clutch. Spring-loaded single dry disk clutch.

Transmission. Three forward speeds and reverse. All gears are helically cut for silent operation.

Propeller shaft. Divided propeller shaft for vibrationfree operation. Selflubricating ball bearing in center bearing.

Rear axle. Sturdy axle shafts in taper roller bearings. Hypoid final drive.

Steering gear. Roller sector and worm gear type.

Brakes. Self-centering hydraulic brakes, automatic adjustment. Total brake friction lin-

ing area 144 sq.in. Handbrake operates independently on rear wheels.

Wheels and tires. Steel disk wheels. Standard tires 6.40 X 15".

Body. Integral construction unit. Plastic upholstery. Body and all other sheet metal parts are rust-proofed by ultra-modern methods.

Frame. Cruciform twist-resistant welded frame. Boxsection side and cross members with the exception of the rear engine support.

Gasoline tank. Located at rear under luggage compartment. Capacity 9½ US gallons.

Electrical equipment. 6 volt, 85 amp.hour battery. Built-in headlamps with foot-operated dimmer switch. Combined starter and ignition switch, the latter being connected to the coil by a thief-proof armored cable. 300-watt compensated voltage aircooled generator. Flasher type directional indicators at the front and incor-

porated in the tail lights. Horn ring on steering wheel.

Instruments. Instrument panel with oil, fuel and temperature gauges, ammeter, speedometer with distance recorder. Headlamp beam warning light. Fingertip self-cancelling directional indicator switch under the steering wheel.

Standard equipment. Double electric windshield wipers. Two sun visors. Ashtray above instrument panel. Comprehensive tool kit and jack. Spare wheel.

Main dimensions and weights. Wheelbase 102½". Tread, front 51". Tread, rear 52". Overall width 63". Overall height 66". Overall length 173¼". Turning circle diameter 35½ ft. Rear overhang 43½". Height of rear door opening 37½". Width of rear door opening 46½". Max. inside height 43". Kerb weight 2,450 lb. *) Capacity 100 cu.ft.

*) Including fuel, oil, coolant, tool kit, spare wheel and tires.

All specifications subject to change without notice.

P 445


*A product
of superb
Swedish
engineering*

AB VOLVO

Export Department

GOTHENBURG

SWEDEN



Agent:

Wezäta
GÖTEBORO 1956

Printed in Sweden

UR 6534. 6. 58. 50.000 (USA)