

1 9 9 8 C H E V R O L E T

S-10 PICKUP




LIKE A ROCK





6-10 4x4 ZR2 Extended-Cab Short-Box Pickup in Onyx Black. Shown with additional options.



IT'S GOT YOUR NAME WRITTEN ALL OVER IT.

*You don't live an ordinary life — why would you drive an ordinary truck? Chevy S-10 Pickup is anything but ordinary. Its bold new look gives you just the right attitude, while its redesigned interior gives you even more of what you want in a truck. Add to this the versatility of an optional third door, plus all the power, strength and 4x4 ruggedness you need, and S-10 Pickup is the kind of truck you'll be proud to own. We know you like to go your own way. And we've got your truck. Chevy S-10 Pickup. It's pure Chevy Truck — the most dependable, longest-lasting trucks on the road.**

*Dependability based on longevity: 1981-1996 full-line light-duty truck company registrations. Excludes other GM divisions.



S-10 4x4 ZR2 Extended-Cab Short-Box Pickup in Onyx Black. Shown with additional options.

A CLOSER LOOK INTO THE SOUL OF A REBEL.



BIG ENOUGH FOR YOUR DREAMS.



2010 4x4 LS Extended-Cab Pickup with standard Deluxe Cloth reclining high-back bucket seats in Graphite. Shown with additional options.



IT KNOWS HOW YOU LIVE.

The interior of S-10 Pickup has been completely redesigned to provide more of what you need in a truck. New front seats — both the split-bench and high-back buckets* — ensure even greater comfort and support. And a newly designed console helps put functional convenience within easy reach. You'll also find just the right amount of room for you, your gear and your adventures. The features you need are all in place, so it's easier to get where you need to go. S-10 Pickup. It knows what you need. And it delivers.

CARGO-AREA ACCESS.

The LS Extended-Cab front-passenger seat slides forward to provide easy access to the rear cab area.

When returned, it automatically stops at its preset position.



CONSOLE CONVENIENCE.

New LS Deluxe Cloth front bucket seats* include a new center console with storage area, coin or CD holder, dual cup holders that can hold a wide range of container sizes and the remote cassette player if this option is selected.

IDEAL FOR MOBILITY AIDS.

The S-10 LS Extended-Cab rear compartment is an ideal location for the installation of mobility aids such as this wheelchair lift device provided by an independent supplier.

(Please see page 34 for information about the GM Mobility Program.)



*High-back front bucket seats are standard on S-10 4x4 LS models; a split-bench seat is standard on 2WD LS models and optional on 4x4 LS models when an automatic transmission is specified.





IT KNOWS YOU'RE THE BOSS.

You're the boss behind the wheel of S-10 Pickup. A fresh, new instrument panel design puts logically placed gauges and controls within easy reach — even the glove box handle is closer, and we've made the compartment space more useable. Everything is right where you expect it to be, ready to help you focus on the business — and fun — of driving. From functional, convenient surroundings to a commanding view of the road, it's clear that S-10 Pickup knows who's boss.




INSTA-TRAC 4x4 ELECTRIC SHIFT TRANSFER CASE.

On 4x4 models, the system lets you shift the fly from 2WD to 4WD High and back any road speed at the push of a button.



KEYLESS ENTRY.
 This optional system provides remote door locking and unlocking up to 30 feet away. It also activates interior lighting and features a "panic" button that operates the horn and a single key operates the trunk and doors.



AUXILIARY POWER OUTLETS.
 LS trim includes two covered power outlets that are ideal for electronic accessories. In addition, a third power source is provided by the lighter receptacle in the ashtray.



PREMIUM SOUND SYSTEMS.
 ETR AM/FM stereo premium sound systems, which include automatic tone control and speed-compensated volume, are available with a cassette player, compact disc player or both, with the cassette player mounted in the center floor console.*

*Premium stereo with CD/remote cassette player requires bucket seats and automatic transmission.



S-10 4x4 ZR2 Extended-Cab Short-Box Pickup in Dark Cherry Red Metallic. Shown with additional options.



THE RUGGEDNESS TO GET THERE.

The U.S. Snowboard Team members get some serious "air" as part of their drive to be the best. As the Official Vehicle of the U.S. Snowboard Team, Chevy Truck is committed to making it possible for our athletes to show their stuff all over the world. With its proven 4x4 system, S-10 Pickup is tough and rugged enough to take the U.S. Snowboard Team members wherever they need to go. It's also a great-lookin' ride.



ATTITUDE TO GO.

S-10 Pickup with the optional Sportside Box and ZQ8 Sport Suspension Package has the fresh street look that you're looking for. Aggressively distinctive, there's nothing ordinary about this hot S-10 Pickup ... which means it's absolutely perfect for you.



S-10 2WD LS Regular-Cab Pickup in Apple Red. Shown with optional Sportside Box and ZQ8 Sport Suspension Package.

245





S-10 2WD LS Regular-Cab Deluxe Cloth reclining 60/40 split-bench front seat with center storage armrest in Medium Gray.

COMFORT AND CONVENIENCE THAT GO THE DISTANCE.

S-10 Pickup knows that you work hard and you play hard. And so it's built to last — inside and out. Its redesigned interior is not only more comfortable and accommodating, it's also incredibly tough. Everywhere you look inside, you'll see details that say "rugged" and "long-lasting." From newly designed, more supportive seats with durable fabrics and trims to generous storage compartments and easy-to-reach cup holders (there are even beverage can provisions in the door panel map pockets), S-10 Pickup is both practical and convenient. A traveling inboard safety belt buckle on each seat and improved air vents enhance comfort, while the new retained accessory power feature enhances convenience. With it, you can operate the radio, power windows and other power features for up to 20 minutes after the ignition key is switched off. In every way, S-10 Pickup is a perfect fit for your life.

SCOTCHGARD™ PROTECTOR.

Cleanups are quick and easy on S-10 Pickup floor carpeting, cloth seats and door trim fabrics, which are mill-treated with stain-resistant Scotchgard™ Protector.



EASY-TO-REACH CONTROLS.

Controls on the new instrument panel are now angled toward the driver, and door trim panel controls feature new backlit switches to ensure convenient operation of S-10 Pickup comfort and convenience features.



SPLIT-BENCH ARMREST CONSOLE.

A new Deluxe Cloth 60/40 split-bench front seat is standard with LS trim and includes a new center armrest with convenient storage and dual cup holders.*

*High-back front bucket seats are standard on S-10 4x4 LS models, a split-bench seat is standard on 2WD LS models and optional on 4x4 LS models with an automatic transmission. 2WD with Vortec 2200 L4/manual transmission powertrain, includes 2" shorter armrest and floor-mounted storage tray.



Ojai
Valley
Nursey
(805) 646-4177

Foreground: S-10 2WD Regular-Cab Long-Box Pickup in Emerald Green Metallic. Background: S-10 2WD LS Extended-Cab Short-Box Pickup in Light Pewter Metallic, shown with available options.

IT'S READY WHEN YOU'VE GOT WORK TO DO.

The toughness and dependability that are designed into S-10 Pickup are never more evident than when you put it to work. In addition to its impressive strength, S-10 is also exceptionally versatile. And it's accommodating, providing plenty of practical, usable space. Whether you choose a Regular-Cab or Extended-Cab, Short-Box or Long-Box, 2WD or 4x4, S-10 Pickup is ready to work. It knows how to get the job done — with strength and versatility to spare.



PRACTICAL SURROUNDINGS.

The S-10 Regular-Cab Pickup features a new bench seat trimmed in durable, easy-care Custom Vinyl. Custom Cloth is available at no extra charge.



LOADING VERSATILITY.

Two-tier cargo loading is easy with Fleetside cargo boxes, which can be outfitted with 2" x 6"s to create two loading tiers — or separate upper and lower cargo areas.

REMOVABLE TAILGATE.

The S-10 Pickup tailgate uses vinyl-sheathed support cables rather than hinges for quiet operation, and one person can easily remove it without tools.



RUGGED CONSTRUCTION.

Double-wall pickup box construction helps protect exterior sheet metal from cargo bumps and dings.



ENGINEERED TO DELIVER THE LONG-LASTING DEPENDABILITY YOU DEMAND.

CRUSH ZONES.

The S-10 Pickup front and rear structures are designed to help absorb energy by deforming in a controlled manner during a collision.

LASTING GOOD LOOKS.

The standard basecoat and advanced clearcoat paint process resists fading and provides a high-gloss shine for long-lasting exterior beauty.

PRECISION-ALIGNED DOOR HINGES.

Door hinges are robotically welded to door frames for a precise fit and are designed to remain firmly in position through time and rough driving conditions.

SEMI-FLUSH-MOUNTED GLASS.

The use of semi-flush-mounted windshield and side window glass helps reduce wind noise, while also contributing to a sleek appearance.

CARGO TIE-DOWNS.

Conveniently located in all four corners of the box, cargo tie-downs help secure cargo.

WELDED-IN BOX FLOOR.

The box floor is welded in, eliminating exposed bolt heads to help reduce potential rust areas and make cargo loading easier.

Top to bottom, inside and out, S-10 Pickup is engineered to be one dependable, long-lasting truck. It's loaded with rugged components and features that are designed to make your life easier and more enjoyable.

CORROSION-RESISTANT EXTERIOR PANELS.

Exterior body panels (except the roof and pickup box front panel) are made of two-side galvanized steel that helps virtually eliminate corrosion on the outside surface (resulting from scratches and chips), and protects from rust-through corrosion originating on the inside surface.

FLUSH-MOUNTED DOOR HANDLES.

Easy-to-grip flush-mounted door handles also help reduce wind noise and provide S-10 Pickup with a sleek profile.

NEW REAR STEP BUMPER WITH TRAILER HITCH.

The new S-10 integral rear bumper with safety chain attachments includes provisions for a trailer ball and, on V6 models, a tongue weight capacity of up to 350 lbs. and a trailer rating of up to 3,500 lbs. (up to 5,500 lbs. when properly equipped). See page 24 for complete trailering information.



INSTA-TRAC 4x4.

The most relied-upon 4x4 system on the road* lets you shift on the fly from 2WD to 4WD High and back at any road speed. Electric shift Insta-Trac is standard on all S-10 Pickup 4x4 models.

*Based on total reported registrations of GM models using the Insta-Trac 4x4 system vs. competitive four-wheel-drive systems.

ELECTRONICALLY CONTROLLED AUTOMATIC TRANSMISSION.

The S-10 Pickup optional electronically controlled 4-speed automatic Overdrive transmission features a two-piece case design with 360-degree bell housing that helps reduce noise and vibration levels.

STEEL LADDER-TYPE FRAME.


Exceptional strength and rigidity are provided by a steel ladder-type frame with boxed front sections that helps support the engine and transmission.

WAX-DIPPED FRAME.

The S-10 Pickup corrosion-protection process includes dipping the entire frame in a special wax during assembly.

STAINLESS-STEEL EXHAUST SYSTEM.

Made of corrosion-resistant aluminized stainless steel, the S-10 Pickup muffler and exhaust system are designed to provide long-lasting durability.



INDEPENDENT FRONT SUSPENSION.

Every S-10 Pickup features a rugged and reliable independent front suspension that helps keep the front wheels virtually straight up and down at all times, for a smooth ride and precise control.

STOPPING POWER.

S-10 Pickup 2WD features power front disc/rear drum brakes, while S-10 Pickup 4x4 models now feature rust-resistant four-wheel disc brakes with reduced pedal effort. And all S-10 Pickup models feature a standard four-wheel anti-lock brake system (ABS).

VARIABLE-RATIO POWER STEERING.

Standard variable-ratio power steering helps make low-speed maneuvering easy while providing excellent response and on-center feel at higher speeds.

TWO-STAGE MULTI-LEAF REAR SPRINGS.

Specially designed second-stage springs engage as load weight increases to provide additional support without sacrificing ride quality.

UNDERBODY SPARE TIRE STORAGE.

A full-size or compact spare tire (depending on model) is mounted under the rear frame on a winch-type carrier, leaving the box free for cargo.




S-10 4x4 LS Extended-Cab Short-Box Pickup in Medium Beige Mystique Metallic. Shown with additional options.

A COMPREHENSIVE SAFETY SYSTEM.

Sometimes you need to work, and sometimes you need to play. But no matter what you're doing with your truck, you're concerned about safety. That's why S-10 Pickup provides many safety and security features for the added peace of mind that is so important to you. S-10 Pickup has a comprehensive safety system that's designed for the vehicle. Among its many features are Next Generation driver and right front-passenger air bags* with a deactivation switch for the right front-passenger air bag, side door beams, Daytime Running Lamps with Automatic Exterior Lamp Control and four-wheel ABS. You also have the added security provided by the new standard Passlock® theft-deterrent system, illuminated entry lighting, battery-rundown protection and retained accessory power. These features, and more, add to your safety and security. And that's really good to know.

PASSLOCK® THEFT-DETERRENT SYSTEM.

Every S-10 Pickup features the security of the Passlock® theft-deterrent system as standard equipment. Passlock® automatically disables the vehicle's ignition system if the proper key is not used.



DAYTIME RUNNING LAMPS WITH AUTOMATIC EXTERIOR LAMP CONTROL.


During daytime driving situations, reduced-intensity high-beam headlamps come on automatically to alert other roadway users to your oncoming vehicle. Headlamps also switch to full intensity and back again according to changing light conditions.

AIR BAG DEACTIVATION SWITCH.

When a rear-facing infant restraint is in use, the Next Generation right front-passenger air bag must be deactivated through a switch on the instrument panel. The ignition key operates the switch. It must be returned to the "On" position to reactivate this air bag.*




*Always wear safety belts, even with air bags



STANDARD FOUR-WHEEL ANTI-LOCK BRAKE SYSTEM (ABS).

Standard four-wheel ABS is designed to help keep you in control by reducing wheel lockup while braking hard on most slippery surfaces. S-10 Pickup 4x4 models also feature four-wheel disc brakes that cool quickly for reduced brake fade.



SIDE DOOR BEAMS.

Structural steel side door beams are designed to help avoid intrusions into the passenger compartment during shallow-angle side collisions.

POWERTRAIN SPECIFICATIONS

ENGINE	VORTEC 2200 L4 SFI ¹ (RPO LN2)	VORTEC 4300 V6 SFI ^{1, 2} (RPO LF6)	VORTEC 4300 V6 SFI ^{1, 2, 3, 4} (RPO L35)
Displacement (liters)	2.2	4.3	4.3
HP @ RPM			
— 2WD	120 @ 5000	175 @ 4400	180 @ 4400
— 4x4	—	180 @ 4400	190 @ 4400
Torque (lb.-ft.) @ RPM			
— 2WD	140 @ 3600	240 @ 2800	245 @ 2800
— 4x4	—	240 @ 2800	250 @ 2800
TRANSMISSION AVAILABILITY			
5-Speed Manual with Overdrive 5th	S	S	S
4-Speed Automatic Overdrive	O	O	O ^{5, 6}
MODEL AVAILABILITY			
2WD Regular Cab	S	O	O
2WD Extended Cab	S	O	O
4x4 Regular Cab	—	S	O
4x4 Extended Cab	—	S	O

S — Standard; O — Optional. ¹ Sequential Fuel Injection. ² Includes engine oil cooler and transmission oil cooler. ³ Includes tachometer. ⁴ Required with 2WD SS Package and 4x4 ZR2 Wide-Track Sport Package. ⁵ Electronically controlled, with brake/transmission shift interlock. ⁶ Required with 2WD SS Package.



S-10 4x4 LS Extended-Cab Sportside Pickup in Light Pewter Metallic.

ASSERT YOUR INDEPENDENCE WITH VORTEC POWER.

The S-10 Pickup performance story begins and ends with Vortec power. Vortec V6 engines are the largest displacement V6 engines you can get in any truck. With Sequential Fuel Injection (SFI) and a High-Efficiency Ignition system, Vortec engines ensure almost instant starts. And they're also exceptionally quiet and smooth. The 2WD S-10 Pickup features a standard Vortec 2200 L4 SFI engine that has been enhanced to deliver responsive performance and improved low-end torque. A choice of two Vortec 4300 V6 SFI engines, matched to either a 5-speed manual Overdrive transmission or an electronically controlled 4-speed automatic Overdrive transmission, lets you equip your S-10 4x4 Pickup for the power and performance you need. So no matter where the journey leads, you'll always have what it takes to get there.



FIVE-SPEED MANUAL OVERDRIVE TRANSMISSION.

A five-speed manual transmission is standard on all S-10 Pickup models and features a fifth-gear Overdrive for maximum efficiency.



VORTEC POWER.


The 2WD S-10 Pickup features an enhanced standard Vortec 2200 L4 SFI engine with Sequential Fuel Injection that delivers smooth, spirited performance.

100,000-MILE MAINTENANCE.

Platinum-tip spark plugs help Vortec engines travel up to 100,000 miles before their first scheduled tune-up.* And the recommended engine coolant change interval is up to 150,000 miles or five years, whichever comes first.*



*Maintenance needs vary with different uses and driving conditions. See your owner's manual for more information.



EFFICIENT FUEL DELIVERY.

Sequential Fuel Injection (SFI) ensures precise, high-pressure fuel delivery to each cylinder, making efficient use of every drop of gasoline.

A RUGGED TRAILERING PARTNER.

The rugged S-10 Pickup tows as readily as it hauls. Trailering-related standard equipment includes power steering, power brakes, a 19-gallon fuel tank, 100 amp alternator and a front stabilizer bar. Chevrolet strongly recommends the optional electronically controlled 4-speed automatic Overdrive transmission for trailering.

NOTE: Please read the Trailering Caution safety information below before trailering with your new truck.

NOTE: The safety steps described here are, by no means, the only precautions to be taken when trailering. See the owner's manual for the Chevy of your choice for additional guidelines and trailering tips.

TRAILERING CAUTION.

If you don't use the correct equipment and drive properly, you can lose control of your vehicle when you pull a trailer. For example, if the trailer is too heavy, your vehicle brakes may be less effective. You and your passengers could be seriously injured. Pull a trailer only after you have taken the following steps.

TRAILER BRAKES.

If your trailer weighs more than 1,000 lbs. loaded, then it must have its own adequate brakes. Be sure to read and follow the instructions for the trailer brake controller so that it is installed, adjusted and maintained properly.

■ Don't tap into your vehicle's brake system if the trailer's brake system will use more than 0.02 cu. in. of fluid from your vehicle's master cylinder. If it does, neither braking system will work well. You could even lose your vehicle brakes.

■ The trailer brake parts must be able to take 3,000 psi of pressure. If not, the trailer brake system must not be used with your vehicle. If everything checks out thus far, have a qualified individual make the brake fluid tap at the port on the master cylinder

that sends fluid to the rear brakes. Don't use copper tubing, because it will bend and ultimately break. Use only steel brake tubing.

HITCHES.

It's important to have the correct hitch equipment. Crosswinds, large trucks going by and rough roads are just a few of the reasons you'll need the right hitch.

■ If you'll be towing a trailer that, when loaded, will weigh more than 3,500 lbs.*, be sure to use a frame-mounted, weight-distributing hitch and sway control of the proper size. This equipment is very important for proper vehicle loading and good handling when you're driving.

*Maximum trailer rating may be less, based upon powertrain combinations.

NOTE: Your vehicle may require additional special equipment to tow the maximum trailer weights listed here. The weight-carrying hitch limit for S-10 Pickup models is a 3,500-lb. trailer with 350 lb. tongue weight. A weight-distributing hitch is required with trailer weights over 3,500 lbs. Maximum trailer rating may be less, based upon powertrain combinations. See chart below.

TRAILERING DATA

2WD MODELS	TRANSMISSION	AXLE RATIO	MAX. TRAILER WEIGHT (LBS.) ¹	MAX. TONGUE LOAD (LBS.)	MAX. GCWR (LBS.)
Vortec 2200 L4	Manual	3.73	2000	200	5000
	Automatic	4.10	2000	200	5500
Vortec 4300 V6	Automatic	3.08	4500	550	8500
		3.42	5500	650	9500
	Manual	3.08	3500	450	7500
4x4 MODELS²					
Vortec 4300 V6	Automatic	3.08	4500	550	8500
		3.42	5500	650	9500
		3.73	5500	650	9500 ³
	Manual	3.08	3500	450	7500
		3.42	4000	500	8000
		3.73	4500	550	8500

¹ Maximum trailer weight is calculated assuming the driver and one passenger are in the tow vehicle and it has all required trailering equipment. The weight of additional optional equipment, passengers and cargo in the tow vehicle must be subtracted from the maximum trailer weight. Some models, when loaded with driver, passengers and maximum tongue load, may exceed the minimum GCWR rating for that vehicle.

² The standard Insta-Trac 4x4 system for S-10 models does not include a Neutral position. ³ GCWR reduced 500 lbs. on 4x4 with ZR2 Wide-Stance Sport Performance Package.

NOTE: The vehicle owner is responsible for obtaining the hitch ball, a hitch of the proper size, type and capacity, and other appropriate equipment required to safely tow both the trailer and the load that will be towed. Ask your Chevrolet dealer for advice about towing and the proper towing equipment for your new vehicle.

NOTE: Depending upon powertrain combination selected, S-10 Pickup models can tow up to a 3,500-lb. trailer (with a 350-lb. maximum tongue weight) without special equipment. • 2WD S-10 Pickup models with a 4,200-lb. GCWR are limited to a 2,000-lb. trailer rating. • All S-10 Pickups towing a trailer rated over 3,500 lbs. and/or with a tongue load exceeding 350 lbs. require optional trailering equipment, including an increased GCWR Package and a weight-distributing hitch platform from an independent supplier. • Fifth-wheel trailering requires a Vortec 4300 V6 engine and increased GCWR Package. Please see your dealer for additional information about fifth-wheel trailering with your S-10 Pickup.

NOTE: GCWR (GROSS COMBINATION WEIGHT RATINGS) TO DETERMINE ENGINE, TRANSMISSION AND REAR AXLE RATIO: You can use a desired GCWR calculation to determine the powertrain you will require to tow a specific trailer with your S-10 Pickup. The last column to the right in the chart above shows the maximum allowable GCWR, based on all the available S-10 Pickup powertrain combinations. The GCWR includes the total loaded weight of both the S-10 Pickup and the trailer. Any available engine may be used for trailering if the GCWR is not exceeded.



Pickup in Dark Cherry Red Metallic. Shown with available options.



■ S-10 4x4 ZR2 Regular-Cab Short-Box Pickup in Emerald Green Metallic. S-10 2WD LS Regular-Cab Short-Box in Dark Copper Metallic. Shown with optional Exterior Appearance Package. S-10 2WD

S-10 PICKUP RIDE AND SUSPENSION PACKAGES.

It's easy to select the suspension for your S-10 Pickup that will best provide the ride, handling and hauling capacity you want. That's because we've combined such things as specific tires, shocks, springs and other suspension parts into packages for you.

2WD SUSPENSION PACKAGES.

■ **Sport (RPO ZQ8)** — Included with the 2WD SS Pickup and optional on other 2WD models.

Available with Vortec 2200 4-cylinder and Vortec 4300 V6 engines, it is tuned to provide impressive response in hard-braking and quick-cornering situations. It includes 16" wheels and tires and also lowers vehicle ride height by two inches compared to 2WD models without this package.

■ **Solid (RPO Z83)** — Offers car-like comfort and quiet, yet still provides everything a suspension requires for light-duty hauling and trailering, primarily on paved roads.

■ **Increased Capacity (RPO Z85)** — A tougher suspension for heavier-duty hauling and trailering on paved and gravel roads. Provides a firmer but still comfortable ride.

4x4 SUSPENSION PACKAGES.

■ **Solid (RPO Z83)** — Balances 4x4 capability with smooth-riding, on-road comfort and quiet — ideal for light-duty hauling or trailering, most often on paved or gravel roads.

■ **Increased Capacity (RPO Z85)** — A tougher suspension for heavier-duty hauling and trailering, most often on paved and gravel roads. The ride is firmer but still comfortable.

■ **Off-Road (RPO ZM6)** — This very firm riding suspension is for extra-rugged use, on-road or off, and for light or heavy trailering on gravel and unpaved roads.

■ **Wide-Stance Sport Performance (RPO ZR2)** — Provides a firm ride and suspension stamina for the 4x4 S-10 ZR2 Pickup — the right hardware for serious recreational off-roading.

SHOCK ABSORBER TYPES.

■ **Delphi Twin-Tube Shock Absorbers** —

Engineered to provide optimum ride characteristics, even with the firm ride suspensions required for higher payloads or GVWRs.

■ **Bilstein Monotube Shock Absorbers (Included with RPO ZM6 and ZR2; de Carbon Monotube on RPO ZQ8)** — Premium high-pressure gas-charged design enhances shock performance and control in extreme driving situations.

SPECIAL S-10 PICKUP MODELS.

There are two S-10 Pickup models that combine special performance components and styling enhancements to create very distinctive trucks. They're for people who like to go their own way, do their own thing, get there in style — and attract a little attention along the way.

■ **S-10 4x4 ZR2.**

Its imposing presence says it's unquestionably a serious 4x4. Its list of enhancements underscores

this fact. The ZR2 Wide-Stance Sport Performance Package includes a 190 hp Vortec L35 4300 V6 SFI engine, big 31" x 10.5" R-15 on-/off-road tires, a reinforced wide-stance chassis with Bilstein gas-charged monotube shock absorbers and a long list of specific off-road suspension and driveline hardware. The ZR2 is available as a Regular-Cab with LS trim, or an LS Extended-Cab.

■ **S-10 2WD SS.**

The term "sport pickup" is in no way a contradiction when that pickup is S-10 SS Pickup. The muscle of a 180 hp Vortec L35 4300 V6 SFI engine provides the motivation, while the impressive hardware of the ZQ8 Sport Suspension Package — which includes P235/55R-16 Eagle GA tires on 16" spoked, cast-aluminum wheels — provides enhanced handling even as its two-inch lower stance complements the smooth, monochromatic paint treatment.*

*S-10 SS is available in Onyx Black, Apple Red and Summit White. Please see page 36 for additional content and availability information.



SS Pickup in Apple Red.

RIDE/SUSPENSION PACKAGE AVAILABILITY


RPO	DESCRIPTION	AVAILABILITY	GVWR	TIRE SIZE	SHOCK ABSORBER TYPE	SHOCK ABSORBER SIZE (mm)	FRONT STABILIZER DIAMETER (mm)	FRONT/REAR AXLE CAPACITY (LBS.)
2WD MODELS								
Z83	Solid	S - Regular-Cab SWB	4200	P205/75R-15 ALS	Delphi Twin Tube	32	25	2500/2300
Z85	Increased Capacity	O - Regular-Cab SWB	4600	P205/75R-15 ALS	Delphi Twin Tube	32	29	2500/2700
		S - Regular-Cab LWB	4600 ¹	P205/75R-15 ALS	Delphi Twin Tube	32	29	2500/2700
		S - Extended-Cab	4900	P205/75R-15 ALS	Delphi Twin Tube	32	29	2500/2700
ZQ8	Sport	O - Regular-Cab SWB ²	4200	P235/55R-16 ALS	de Carbon Monotube	46	33 ³	2500/2300
		O - Extended-Cab	4400	P235/55R-16 ALS	de Carbon Monotube	46	33 ³	2500/2300
4x4 MODELS								
Z83	Solid	S - Regular-Cab SWB S - Extended-Cab	4650	P205/75R-15 ALS	Delphi Twin Tube	32	25	2700/2300
Z85	Increased Capacity	O - Regular-Cab SWB	5150	P235/70R-15 ALS	Delphi Twin Tube	32	28	2700/2700
		O - Extended-Cab						
		S - Regular-Cab LWB						
ZM6	Off-Road	O - Regular-Cab SWB O - Extended-Cab	5150	P235/75R-15 OOR	Bilstein Monotube	46	25	2700/2700
ZR2	Wide-Stance Sport Performance	S - Regular-Cab w/ZR2 Pkg.	4650	31x10.5 R-15 OOR	Bilstein Monotube	46	28	2700/2300
		S - Extended-Cab w/ZR2 Pkg.	4900	31x10.5 R-15 OOR	Bilstein Monotube	46	28	2700/2700

S - Standard. O - Optional. SWB - Short wheelbase chassis. LWB - Long wheelbase chassis. GVWR - Includes weight of vehicle, passengers, equipment and cargo. ALS - All-season steel-belted radial ply. OOR - On/off-road steel-belted radial ply. 1 4,900-lb. GVWR for Regular-Cab long wheelbase when equipped with an optional Vortec 4300 V6. 2 Included with optional RPO B4J SS Package. 3 RPO ZQ8 also includes a 23mm rear stabilizer bar.

NOTE: Tire chains should not be used on S-10 Pickup models equipped with P235/75R-15, P235/70R-15, P235/55R-16, or 31"x10.5" R-15 tires because they could cause damage to the vehicle.

A CHOICE OF BOX DESIGNS.

Three box designs provide a variety of bed styles and capacities for S-10 Pickup. From the Fleetside Short-Box and the Fleetside Long-Box to the distinctive Sportside Box, S-10 offers the versatility and dependability you need.




Fleetside Short-Box

	MODEL/BOX	DRIVE	WHEELBASE (IN.)	OVERALL LENGTH (IN.)	PASSENGER CAPACITY
	S-10 Regular-Cab Sportside Box	2WD 4x4	108.3	190.1	Std. - 3 Opt. - 2
	S-10 Regular-Cab Fleetside Short-Box	2WD 4x4	108.3	190.1	Std. - 3 Opt. - 2
	S-10 Regular-Cab Fleetside Long-Box	2WD 4x4	117.9	206.1	Std. - 3 Opt. - 2
	S-10 LS Extended-Cab Sportside Box	2WD 4x4	122.9	204.8	Std. - 5 ¹ Opt. - 4 ²
	S-10 LS Extended-Cab Fleetside Short-Box	2WD 4x4	122.9	204.8	Std. - 5 ¹ Opt. - 4 ²
	S-10 SS Regular-Cab Fleetside Short-Box or Sportside Box	2WD	108.3	190.1	Std. - 3 Opt. - 2
	S-10 ZR2 Regular-Cab Fleetside Short-Box	4x4	108.3	190.1	Std. - 2
	S-10 ZR2 Extended-Cab Fleetside Short-Box	4x4	122.9	204.8	Std. - 5 ¹

¹ GVWR may vary depending on Ride/Suspension Package chosen — see page 26 for Ride/Suspension Package details. ² Payload includes weight of passengers, equipment and cargo. Base model payload rating



Sportside Box



Fleetside Long-Box

GVWR ¹ (LBS.)	PAYLOAD ² (BASE MODEL, LBS.)	ENGINE AVAILABILITY STANDARD	ENGINE AVAILABILITY OPTIONAL
2WD – 4200 4x4 – 4650	2WD – 1206 4x4 – 1097	2WD – Vortec 2200 L4 (LN2) 4x4 – Vortec 4300 V6 (LF6)	2WD – Vortec 4300 V6 (LF6) ⁴ All – Vortec 4300 V6 (L35) ⁴
2WD – 4200/4600 4x4 – 4650/5150	2WD – 1212 4x4 – 1103	2WD – Vortec 2200 L4 (LN2) 4x4 – Vortec 4300 V6 (LF6)	2WD – Vortec 4300 V6 (LF6) All – Vortec 4300 V6 (L35)
2WD – 4600/4900 4x4 – 5150	2WD – 1533 4x4 – 1531	2WD – Vortec 2200 L4 (LN2) 4x4 – Vortec 4300 V6 (LF6)	2WD – Vortec 4300 V6 (LF6) All – Vortec 4300 V6 (L35)
2WD – 4400/4600 4x4 – 4650/5150	2WD – 1153 4x4 – 894	2WD – Vortec 2200 L4 (LN2) 4x4 – Vortec 4300 V6 (LF6)	2WD – Vortec 4300 V6 (LF6) All – Vortec 4300 V6 (L35)
2WD – 4400/4600 4x4 – 4650/5150	2WD – 1158 4x4 – 900	2WD – Vortec 2200 L4 (LN2) 4x4 – Vortec 4300 V6 (LF6)	2WD – Vortec 4300 V6 (LF6) All – Vortec 4300 V6 (L35)
4200	Not available Not available	Vortec 4300 V6 (L35)	–
4650	Not available	Vortec 4300 V6 (L35)	–
4900	Not available	Vortec 4300 V6 (L35)	–


based on engineering test weights at time of printing. ³ One less with optional drivers-side third door (deletes left-hand jump seat). ⁴ See your dealer for optional availability.



S-10 4x4 LS Extended-Cab Sportside Pickup in Summit White. Shown with available GM Accessories.


GIVE IT EVEN MORE PERSONALITY.

S-10 Pickup is one tough, versatile and capable truck. And now it can also be tailored to match your attitude. With the optional Sportside Box, you can give your S-10 Pickup the kind of "look" that makes a bold statement about you. Or, you can personalize your S-10 Pickup even further with a wide selection of GM Accessories. They'll help you get the most out of your S-10 Pickup — and they'll also give it even more personality. See your Chevy dealer for a complete listing of S-10 Pickup accessories.



VENT VISORS.

The vent visor lets fresh air in, reduces glare and keeps your S-10 Pickup cooler when parked. Custom-designed for your vehicle, these easy-to-install vent visors are made from impact-resistant acrylic.



MOLDED SPLASH GUARDS.

Available in injection-molded thermal plastic rubber, these molded splash guards are contoured to the S-10 Pickup wheel opening area to reduce road splash on your vehicle.



SEAT BACKPACK.


This unique accessory serves as a front seat organizer and as a backpack. The large pocket has a hook and loop flap, and the small pocket closes with a zipper.

SPORT TENT.

The perfect sleeper for two, this durable nylon dome tent fits into the box of your S-10 Pickup with Fleetside Box. A polyurethane mesh floor combines with waterproof vents protecting large mesh windows for excellent ventilation and rain protection.

CARGO WEB NET.

Designed to hold your cargo securely in your truck bed, this convenient net requires no additional hardware to install. Made of heavy-duty 6mm stock cord, the net is available in your choice of four colors.





S-10 4x4 LS Extended-Cab Pickup in Dark Copper Metallic. Shown with additional options and GM Accessories.

GENUINE CUSTOMER CARE. YOU NEVER TRAVEL ALONE.

NEW VEHICLE LIMITED WARRANTY

This warranty is for GM vehicles registered in the United States. Please see your Chevrolet dealer for complete terms and conditions of this New Vehicle Limited Warranty.


WHAT IS COVERED FOR 3 YEARS OR 36,000 MILES:*



The complete vehicle



Sheet-metal coverage:
 ■ Corrosion coverage
 ■ Rust-through coverage†



Tires



Repairs made to correct any vehicle defect



Towing to your nearest Chevrolet dealership



No charge for warranty repairs.

*Whichever comes first. †6 years or 100,000 miles, whichever comes first.

COURTESY TRANSPORTATION

Customers who purchase or lease a 1998 Chevrolet S-10 Pickup are eligible for Courtesy Transportation (at no charge) when their vehicles are left at a participating dealership for repairs cov-

ered under the 3-year/36,000-mile New Vehicle Limited Warranty. Courtesy Transportation, at participating dealers only, **may** include shuttle service, expense reimbursement or, if the repair

requires the vehicle to stay at the dealership overnight, vehicle rental. Actual services may vary at the election of the participating dealer. See your dealer for details.

ROADSIDE ASSISTANCE*

Roadside Assistance service is provided through a toll-free 800 number, 24 hours a day, 365 days a year. Roadside Assistance advisors can assist with minor mechanical problems over the phone or coordinate a variety of services through Chevrolet dealers' preferred service providers.

*Roadside Assistance membership is free. **Some services may incur costs.** Courtesy Care is available to retail, retail lease and corporate lease customers operating 1994 and newer Chevrolet vehicles for a period of 3 years/36,000 miles. All Courtesy Care services' associated costs must be prearranged by Chevrolet Roadside Assistance or dealer service management and must be driver-initiated. Basic Care and Courtesy Care are not part of or included in the coverage provided by the New Vehicle Limited Warranty. Chevrolet reserves the right to modify or discontinue Basic Care and Courtesy Care at any time. See dealer for complete details of the Chevrolet Roadside Assistance Program.

BASIC CARE PROVIDES:



Toll-free access
1-800-CHEV-USA



Basic over-the-phone technical advice



Free towing to nearest dealer for warranty repairs



Dealer services at a reasonable cost (i.e., wrecker services, locksmith/key service, glass repair, etc.).

COURTESY CARE, WHICH APPLIES FOR 3 YEARS/36,000 MILES, PROVIDES:



Basic Care services



Free fuel delivery



Free locksmith/key service (when keys are lost on the road or locked inside)



Free non-warranty towing




Free flat tire change service



Free jump start.

ADDITIONAL INFORMATION



PLEASE CONTACT US ...

For any additional information on 1998 Chevrolet car or truck products, call 1-800-950-2438 or visit us on the Internet at <http://www.chevrolet.com>

CUSTOMER ASSISTANCE CENTER.

The Chevrolet Customer Assistance Center has a special toll-free number: 1-800-222-1020. It puts you in contact with experts who can handle any product or service questions you may have with your new S-10 Pickup.

SMARTLEASE BY GMAC.

SMARTLEASE by GMAC makes it easy to enjoy the excellence of S-10 Pickup. With SMARTLEASE, qualified customers can be approved in about one hour, and you'll enjoy low SMARTLEASE monthly payments. Plus, SMARTLEASE offers you choices at the end of your lease. You can either buy your S-10 Pickup at a price guaranteed up front, or return your truck with no other obligations — providing the terms of the lease have been met. For more information about SMARTLEASE or any of the other quality GMAC financing options, see your Chevy dealer or call 1-800-32-SMART.



TURN PLASTIC INTO STEEL WITH THE GM CARD®.

The GM MasterCard® with no annual fee (standard GM Card only) gives you an important financial advantage on your next purchase or lease of a GM vehicle. Use The GM Card® for purchases and you'll receive up to 5 percent of

that purchase amount in GM Card Earnings. You can earn as much as \$500 per Account Year, for a maximum of \$3,500



over a period of seven years. Your GM Card Earnings are over and above any other discount or incentive. To request your GM Card, call 1-800-8GM-CARD.

THE GM MOBILITY PROGRAM FOR PERSONS WITH DISABILITIES.

We invite your inquiries about the GM Mobility Program for Persons with Disabilities. The program can reimburse you up to \$1,000 toward any aftermarket driver or passenger adaptive equipment you may require for your 1998 Chevy S-10 Pickup, and can set up complete GMAC* financing for you, too. The program can also provide you with free resource information such as area driver assessment centers and mobility equipment installers. See your Chevy dealer for more details or call this toll-free number for more information: 1-800-323-9935. Text telephone (TTY) users, call 1-800-833-9935.

*Available to qualified applicants.

UPDATED SERVICE INFORMATION.

Chevrolet regularly sends its dealers useful service bulletins about Chevrolet products. Chevrolet monitors product performance in the field. We then prepare bulletins for servicing our products better. Now you can get these bulletins, too. Ask your dealer or, for ordering information, call toll free: 1-800-551-4123.

ASSEMBLY.

Chevrolet trucks are assembled by different operating units of General Motors, its subsidiaries or suppliers to GM worldwide. Chevrolet trucks incorporate thousands of components produced by different operating units of GM, its subsidiaries or suppliers to GM worldwide. We sometimes find it necessary to produce Chevrolet trucks with different or differently sourced components than originally scheduled. All such components have been approved for use in Chevrolet trucks and will provide the quality of performance associated with the Chevrolet name. Since some options may be unavailable when your vehicle is assembled, we suggest that you verify that your vehicle includes the equipment you ordered or, if there are changes, that they are acceptable to you.

ENGINES.

Chevrolet trucks are equipped with engines produced by different operating units of GM, its subsidiaries or suppliers to GM worldwide.

CORROSION PROTECTION.

Chevrolet trucks are designed and built to resist corrosion. All body sheet-metal components are warranted against rust-through corrosion for 6 years/100,000 miles (whichever comes first). Application of additional rust-inhibiting materials is not required and none is recommended. See your Chevrolet dealer for terms of this limited warranty.

A WORD ABOUT THIS BROCHURE.

We have tried to make this brochure as comprehensive and factual as possible. We reserve the right, however, to make changes at any time, without notice, in prices, colors, materials, equipment, specifications, models and availability. Since some information may have been updated since the time of printing, please check with your Chevrolet dealer for complete details.

GM PROTECTION PLAN.

The available GM Protection Plan offers service protection in addition to that provided by GM's New Vehicle Limited Warranty. Ask your dealer about it. Coverage available only in the U.S. and Canada.

Chevrolet, the Chevrolet Emblem, General Motors, GM, the GM Emblem, S10, the S10 Emblem, TheftLock, ETR, Solar-Ray, Passlock and Insta-Trac are registered trademarks of the General Motors Corporation. Chevy, ZR2 and Vortec are trademarks of the General Motors Corporation. GMAC and SMARTLEASE are registered trademarks of the General Motors Acceptance Corporation. "Scotchgard" is a registered trademark of 3M. © 1997 General Motors Corp. All rights reserved.



Litho in USA

July 1997

WHEELS AND SPECIAL OPTIONS.



**ARGENT-PAINTED
WHEEL WITH BLACK
CAP (15" x 7").**

Included on 2WD Base model
with LS trim. Includes
trim ring (as shown)



**2WD LS TORQUED 5-SPOKE
BRIGHT MACHINED-FACE
ALUMINUM WHEEL WITH
ARGENT-PAINTED ACCENTS
(15" x 7").**

Optional (RPO N60) with 2WD
LS trim. Included with LS
Exterior Appearance Package.



**2WD ALUMINUM SPORT
WHEEL (16" x 8").**

Included with 2WD SS
Package and ZQ8 Sport
Suspension Package. Center
cap bowtie is painted in Red
with SS and in Gold with ZQ8.



**ALUMINUM WHEEL
(15" x 7").**

Included on 4x4 Base model
with optional uplevel LS
trim. Includes bright trim ring
(as shown) with LS.



**4x4 LS BRIGHT ALUMINUM
WHEEL WITH MEDIUM GRAY
ACCENTS (15" x 7").**

Optional (RPO PA3) with 4x4
LS trim. Not available with LS
Exterior Appearance Package.



**4x4 LS 5-SPOKE CAST-
ALUMINUM WHEEL (15" x 7").**

Optional (RPO N90) with 4x4
LS trim. Included with
available LS Exterior
Appearance Package.

SPECIAL OPTION PACKAGES

LS EXTERIOR APPEARANCE PACKAGE (RPO YC5): Includes chrome grille, chrome front bumper (with rub strip), chrome rear bumper, body-color air dam, Dark Gray body-side moldings with bright inserts, bright wheel-opening moldings and specific 2WD or 4x4 cast-aluminum wheels. (Not available with Regular-Cab Long-Box models or ZR2.)

2WD SPORT SUSPENSION PACKAGE (RPO ZQ8): Includes specific springs (2" lower ride height), high-pressure gas-charged 46mm de Carbon shock absorbers, quick-ratio power steering with tuned spool valve, 29mm front and 23mm rear stabilizer bars, horizontally mounted rear-wheel hop damper, front and rear urethane jounce bumpers, additional frame bracing and four P235/55R-16 tires on 16" x 8" aluminum sport wheels. (Available with Vortec 2200 L4 SFI or Vortec 4300 V6 SFI engines.)

2WD SS PACKAGE (RPO B4W): Includes body-color grille with Red bowtie emblem, Red SS badging, front air dam, foglamps, rear close-out panel (a rear step-bumper is optional and may be required in certain states), leather-wrapped steering wheel, RPO ZQ8 Sport Suspension Package (see above), locking differential and LS trim. (Requires RPO L35 Vortec 4300 V6 SFI engine, automatic transmission and Regular-Cab.)

4x4 WIDE-STANCE SPORT PERFORMANCE PACKAGE (RPO ZR2): Includes body-color grille with chrome horizontal bar, unique front fender and pickup box outer panels with extra-wide wheel flares, special chassis with 3.9" wider tread, specially reinforced widened frame, ZR2 wide-stance firm ride on/off-road suspension with 31" x 10.5" R-15 blackwall tires with full-size spare, specially tuned Bilstein 46mm shock absorbers, rear axle track bar, 3.73 rear axle with 8.5" ring gear, specially enhanced 7.25" final-drive front axle ring gear, larger-size wheel and axle bearings, Underbody Shield Package and LS trim. (Requires Preferred Equipment Group 1SR and RPO L35 Vortec 4300 V6 SFI engine. Not available with LS Exterior Appearance Package or Sportside Box.)

NOTE: Please see your Chevy Truck dealer for availability by model and additional details.

PREFERRED EQUIPMENT GROUPS FOR YOUR S-10 PICKUP.

PREFERRED EQUIPMENT GROUPS.

The factory-configured Preferred Equipment Groups (PEGs) at right combine popular options into value-priced packages that can help you save money. Specific packages are available only in certain states and regions, and additional individual options are limited. See your Chevy Truck dealer for details about which Preferred Equipment Groups are available in your area.

The Preferred Equipment Groups below are available nationally. Additional individual options are available with these PEGs — see your Chevy Truck dealer for details and availability.

NOTE: These PEGs do not include PEG discounts.

PREFERRED EQUIPMENT GROUP	1SA	1SB
Base Decor	■	—
LS Decor	—	■ ¹
Fleetside Box	■	■ ²
Radio Delete	■ ³	—
Rear Step Bumper	■ ⁴	■

■ — Included in Preferred Equipment Group.
¹ May upgrade to RPO YCS LS Trim with Exterior Appearance Package.
² May substitute Sportside Box. ³ An AM/FM stereo or AM/FM stereo with Cassette Player is optional. ⁴ A rear step-bumper delete is optional. When the rear bumper is deleted, a close-out panel replaces it. The rear close-out panel is not a bumper. Vehicles registered in certain states must have a rear bumper to be operated on their roads. Consult your local laws.

REGIONAL AVAILABILITY	NATIONAL		NORTHERN STATES ^{1, 2}			SOUTHERN STATES ³			CALIF./WASH./ OREGON/IDAHO ⁴	
	1SS	1SR	1SH	1SJ	1SM	1SF	1SG	1SN	1SC	1SP ⁵
PREFERRED EQUIPMENT GROUP	2WD SPORT BONUS	4x4 ZR2 BONUS	2WD LS TRIM BONUS	2WD LS TRIM BONUS	4x4 EXT.-CAB BONUS	2WD SOUTHERN STATES	2WD SOUTHERN STATES	4x4 SOUTHERN STATES	2WD	2WD
ENGINE	4-CYL.	V6	4-CYL.	V6	V6	4-CYL.	V6	V6	4-CYL.	V6
Model availability										
2WD Regular-Cab	■	—	—	—	—	—	—	—	—	—
2WD LS Regular-Cab	—	—	—	—	—	■	—	—	—	—
2WD LS Extended-Cab	—	—	■	■	—	■	■	—	■	■
4x4 LS Regular-Cab	—	■	—	—	—	—	—	—	—	—
4x4 LS Extended-Cab	—	■	—	—	■	—	—	■	—	—
Air Conditioning	■	■	○	○	○	■	■	■	■	■
Axle Ratio: Regular-Cab	3.73	3.73	3.73 ⁵	—	—	3.73 ⁵	—	—	3.73	—
Axle Ratio: Extended-Cab	—	3.73	3.73 ⁵	3.08 ⁵	3.42 ⁵	4.10	3.08 ⁵	3.42 ⁵	3.73	3.08 ⁵
Locking Differential	—	■	—	—	○	—	—	○	—	—
Fleetside Short-Box	■	■	■ ⁵	■ ⁵	■ ⁵	■ ⁵	■ ⁵	■ ⁵	■ ⁵	■ ⁵
Bumper, Rear Step	■	■	■	■	■	■	■	■	■	■
Base Decor	■	—	—	—	—	—	—	—	—	—
LS Decor	—	■	■	■	■	■	■	■	—	—
LS Decor with Exterior Appearance Package	—	—	○	○	○	○	○	○	■	■
Convenience Group: Tilt Steering Wheel and Speed Control	—	—	○	○	○	○	○	○	—	—
Convenience Group: Power Windows, Door Locks and Exterior Rearview Mirrors	—	■	○	○	○	○	○	○	—	—
Door, Third (Extended-Cab only)	—	○	○	○	○	○	○	○	○	○
Engine: Vortec 2200 L4 SFI	■	—	■	—	—	■	—	—	■	—
Engine: Vortec 4300 V6 SFI	—	■ ⁶	—	■	■	—	■	■	—	■
GVWR										
2WD Regular-Cab — 4200 lbs.	■	—	■	—	—	■	—	—	■	—
2WD Extended-Cab — 4600 lbs.	—	—	■	■	—	■	■	—	■	■
4x4 Extended-Cab — 5150 lbs.	—	—	—	—	■	—	—	■	—	—
4x4 ZR2 Regular-Cab — 4650 lbs.	—	■	—	—	—	—	—	—	—	—
4x4 ZR2 Extended-Cab — 4900 lbs.	—	■	—	—	—	—	—	—	—	—
Radio										
ETR AM/FM Stereo	■	—	—	—	—	—	—	—	—	—
ETR AM/FM Stereo with Cassette Player	○	—	■ ⁵	■ ⁵	■ ⁵	■ ⁵	■ ⁵	■ ⁵	■	■
ETR AM/FM Uplevel Stereo with Cassette Player	—	■ ⁵	○	○	○	○	○	○	—	—
ETR AM/FM Uplevel Stereo with CD Player and Floor Console-Mounted Cassette Player	—	■ ¹⁰	○ ¹⁰	○ ¹⁰	○ ¹⁰	○ ¹⁰	○ ¹⁰	○ ¹⁰	—	—
Remote Keyless Entry	—	■	—	—	—	—	—	—	—	—
Floor Mats	—	■	○	○	○	○	○	○	—	—
Seat: Cloth Bench	■	—	—	—	—	—	—	—	—	—
Seat: Deluxe Cloth Split-Bench	—	—	■	○	○	■	○	○	■	○ ⁷
Seat: Deluxe Cloth High-Back Bucket	—	■	—	■	■	—	■	■	—	■
Suspension										
Regular-Cab — Z83 Smooth	—	—	■	—	—	■	—	—	■	—
— ZQ8 Sport	■	—	○	—	—	○	○	—	—	—
— ZR2 Wide-Stance Sport	—	■	—	—	—	—	—	—	—	—
Extended-Cab — Z85 Increased Capacity	—	—	■	■	■	■	■	■	■	■
— ZQ8 Sport	—	—	○	○	—	○	○	—	—	—
— ZR2 Wide-Stance Sport	—	■	—	—	—	—	—	—	—	—
Shield Package: 4x4 Underbody	—	■	—	—	—	—	—	—	—	—
Steering Wheel: Leather-Wrapped	—	■	—	—	—	—	—	—	—	—
Tachometer (incl. with RPO L35 V6 engine)	—	■	○	○	○	○	○	○	■	■
Tires										
P205/75R-15 Blackwall	—	—	■ ⁵	■ ⁵	—	■ ⁵	■ ⁵	—	■	■
P235/70R-15 Blackwall	—	—	—	—	■ ⁵	—	—	■ ⁵	—	—
P235/55R-16 Blackwall — required w/ZQ8	■	—	○	○	—	○	○	—	—	—
31" x 10.5" R-15 Blackwall	—	■	—	—	—	—	—	—	—	—
Transmission: 5-Speed Manual OD	■	○ ⁸	■	■	■	■	■	■	■	■
Transmission: 4-Speed Automatic OD	—	■	○	○	○	○	○	○	—	○
Wheels: Aluminum (15" x 7")	—	■	■	■	■ ⁵	■	■	■ ⁵	■	■
Wheels: Aluminum (16" x 8") — required w/ZQ8	■	—	○	○	—	○	○	—	—	—
Window: Sliding Rear	—	○	○	○	○	○	○	○	○	○

■ — Included in Preferred Equipment Group. ○ — Available as an option with this Preferred Equipment Group. Additional option availability is limited and may not be totally depicted here. See your Chevy Truck dealer for details and availability.

¹ Not available in "Southern States" areas (see note 3). ² Not available in Oregon, Washington, Idaho and California. ³ This "Southern States" Preferred Equipment Group is available only in certain states and some additional counties of certain states of the southern U.S. ⁴ These Preferred Equipment Groups are included in GM Value Priced S-10 Pickup models offered only in the following western states: Oregon, Washington, Idaho and California. All Chevrolet S-10 Pickups delivered in California require RPO YF5 California Emissions, which adds an incremental charge to the vehicle MSRP.

⁵ Optional substitution or upgrade allowed — see your Chevy Truck dealer for details. **NOTE:** See your dealer for Preferred Equipment Group availability and content, optional availability and Manufacturers Suggested Retail Prices in your area. ⁶ Optional RPO L35 Vortec 4300 V6 engine included with ZR2 Package. ⁷ Requires Bucket Seats. ⁸ Available with Automatic Transmission only. ⁹ Credit delete. ¹⁰ Requires Bucket Seats and Automatic Transmission.

STANDARDS AND OPTIONS

TRIM LEVEL	BASE	LS
NOTE: Some individually available options listed may be included in, or be ordered only with, specific Preferred Equipment Groups. Some Preferred Equipment Groups are available only in certain geographical regions of the U.S. and option availability may vary by Preferred Equipment Group selected. Please see the Preferred Equipment Groups chart for content and availability. Some additional ordering restrictions may apply. Please see your salesperson for details. See "Special Options" on page 35 for additional details about the available 2WD SS Package, 4x4 ZR2 Wide-Stance Sport Package and available LS Exterior Appearance Package.		
SEATING — BASE REGULAR-CAB		
Custom Vinyl or Custom Cloth (no charge option) 3-passenger seat with integral head restraints, folding back and dual cup holders ¹	S	—
SEATING — LS REGULAR-CAB & LS EXTENDED-CAB		
Deluxe Cloth 3-passenger 60/40 split-bench seat with integral head restraints, recliners, center armrest with integral dual bin storage, spring-loaded coin holder and dual cup holders ^{2,3}	2WD models 4x4 models	— — S ⁴ — O ³
Deluxe Cloth high-back bucket seats with integral head restraints, recliners, driver-seat manual 2-way adjustable lumbar support and floor-mounted convenience console with dual cup holders ^{2,3}	2WD models 4x4 models	— O — S
INTERIOR FEATURES		
Air bags, Next Generation driver and right front- passenger, includes key-operated right passenger- side deactivation switch	S	S
Air conditioning (with CFC-free refrigerant and individual outlet shutoffs)	O	O
Carpet, on cab back panel	S	S
Convenience Group: includes power door locks, power windows and power remote exterior mirrors	—	O
Convenience Group: includes Tilt-Wheel™ Adjustable Steering Column and electronic speed control with Resume Speed	O	O
Coat hooks, LH and RH (fold-away type on Extended-Cab)	S	S
Door trim panels, color-keyed molded — with integral padded armrests — with integral padded armrests and soft cloth upper insert	S —	— S
Floor covering, vinyl, dark gray, full-floor	S	—
Floor carpeting, color-keyed, full-floor	—	S
Floor mats, auxiliary, front floor	—	O
Glass, Solar-Ray, dark-tinted — Regular-Cab: rear window only — Extended-Cab: rear quarter and rear windows	— —	O O
Headliner, full coverage, foam-backed with color-keyed cloth cover	S	S
Lamps, interior: door-operated dome and front-floor courtesy (with delayed entry feature)	S	S
Locking: — single two-sided key operation of ignition and door locks — Remote Keyless Entry	S —	S O ⁵
Scotchgard™ Protector — on available Custom Cloth seat trim — on standard Deluxe Cloth seat trim and door panel inserts and carpeting	S —	— S
Sunshades, LH and RH, padded color-keyed cloth	S	—
Sunshades, LH and RH, padded color-keyed cloth, each with slider extension and illuminated visor vanity mirror	—	S
Tools: mechanical jack with cover and wheel wrench (LS Extended-Cab jack cover includes 2 cup holders)	S	S ⁷
Window, sliding rear	O	O
Windows, rear-quarter swing-out (LS Extended-Cab only)	—	S

TRIM LEVEL	BASE	LS
INSTRUMENT PANEL/CONTROLS		
Assist handle, passenger-side	S	S
Cigarette lighter, located in lighted ashtray	S	S
Insulation: dash panel, doors, cab back, floor and hood, instrument panel and cowl/fender seal	S	S
Instruments: — speedometer, odometer, trip odometer, fuel level, oil pressure, temperature gauge and voltmeter — tachometer	S O	S O ⁸
Mirror, inside rearview, Day/Night	S	S
Passlock® vehicle theft deterrent system	S	S
Pad, instrument panel: color-keyed, full-width	S	S
Power outlets, auxiliary electric, two (covered)	—	S
Steering wheel, black, 4-spoke	S	S
Steering wheel, black, leather-wrapped, 4-spoke	—	O ⁹
Turn-signal reminder chime	S	S
Warning tone: headlamps-on buzzer	S	S
AUDIO SYSTEMS BY DELCO ELECTRONICS		
NOTE: All S-10 Pickup stereo sound systems include a Delco Electronics ETR (Electronically Tuned Receiver) AM/FM stereo with digital clock.		
ETR AM/FM stereo with seek-scan (4 premium speakers)	O	S ¹
ETR AM/FM stereo with seek-scan, cassette player (4 premium speakers)	O	O ²
ETR AM/FM stereo with cassette player, includes preset scan, automatic tone control, speed- compensated volume, cassette Music Search, Theftlock and Enhanced Performance Speaker System (six premium speakers)	—	O ³
ETR AM/FM stereo with compact disc player, includes preset-scan, automatic tone control, speed- compensated volume, CD random select, CD-in play/radio switching, TheftLock and Enhanced Performance Speaker System (six premium speakers)	—	O ³
ETR AM/FM stereo with compact disc player and floor console-mounted cassette player, includes preset scan, automatic tone control, speed- compensated volume, cassette auto reverse, CD random select, CD-in play/radio switching, TheftLock and Enhanced Performance Speaker System (six premium speakers)	—	O ¹⁰
EXTERIOR FEATURES		
Air dam: — Dark Gray — body color	S —	— S ¹¹
Bumpers, front and rear-step: — Dark Gray — body color	S ¹² —	— S ¹³
Daytime Running Lamps (DRL) with Automatic Exterior Lamp Control	S	S
Foglamps	—	O ¹⁴
Grille, Gray with chrome center horizontal bar	S	S ¹⁵
Headlamps, composite halogen	S	S
Mirrors, LH and RH, below-eyeline, black	S	S
Mirrors, power LH and RH, below-eyeline, black, dual foldaway	—	O ⁶
Moldings, body-side and wheel opening, with bright inserts	—	O ¹⁶
Tailgate, removable	S	S
Third door, driver-side (LS Extended-Cab only)	—	O ³
Tie-downs, cargo, box floor (4)	S	S
Two-side galvanized steel (except roof and pickup box front panel)	S	S
Wipers, windshield, with washers and adjustable intermittent feature	S	S

TRIM LEVEL	BASE	LS
CHASSIS FEATURES		
Alternator, 100 amp	S	S
Battery: (includes rundown protection and retained accessory power features) — regular-duty (525 cold-cranking amps) — heavy-duty (690 cold-cranking amps)	S S ¹⁷ O ¹⁷	S S —
Brakes: — 2WD: power-assisted front disc/rear drum — 4x4: power-assisted 4-wheel disc	S S	S S
Brake system, 4-wheel anti-lock (ABS)	S	S
Cold Climate Package (includes heavy-duty battery and engine block heater)	O	O
Differential, locking rear (not available with Vortec 2200 L4 engine)	O	O ¹⁸
Stainless-steel exhaust system	S	S
Fuel tank, 19-gal. capacity	S	S
Lamp, engine compartment	S	S
Recovery hooks, 2 front (4x4 only)	S	S
Shield Package (4x4 only), includes front differential carrier, transfer case, fuel tank and steering linkage skid plates	O	O ¹⁹
Suspension, front: independent (coil springs with 2WD, torsion bar with 4x4)	S	S
Suspension, rear: semi-floating axle with 2-stage multi-leaf springs	S	S
Enhanced Suspension Packages: 2WD and 4x4 (see page 36 for availability and details)	O	O
Steering, power-assisted	S	S
Tie down: box load, anchors (4)	S	S
Transfer case, Insta-Trac, with instrument panel mounted electric shift control (4x4 models only) ²⁰	S	S
TIRES		
See page 27 for availability and details.		
Spare tire (mounted under bed): — temporary — full-size	— O ²¹	— O ²²
S — Standard. O — Optional.		
1 2WD with Vortec 2200 L4/manual transmission powertrain includes floor-mounted storage tray with dual cup holders. 2 LS Extended-Cab also includes folding Custom Vinyl-trimmed rear jump seats and passenger-side easy-entry feature. 3 Driver-side rear jump seat and rear stereo sound system speakers are deleted in LS Extended-Cab with optional third door. 4 2WD with Vortec 2200 L4/manual transmission powertrain, includes 2" shorter armrest and floor-mounted storage tray. 5 Not available with manual transmission. 6 Requires RPO ZQ6 Convenience Group (includes power door lock, power windows and power remote exterior mirrors). 7 Special modified jack with 2" Wide Stance Sport Package. 8 Included with RPO L35 Vortec 4300 V6 engine. 9 Included with RPO B4U SS Package. 10 Requires high-back bucket seats and automatic transmission. 11 Dark Gray air dam with 4x4 ZR2 Package. 12 Rear bumper delete available with Base Preferred Equipment Group 1SA and included with RPO B4U SS Package. When bumper is deleted, it is replaced with a close-out panel. This panel is not a rear bumper. Vehicles registered in certain states must have a rear bumper to be operated on their roads. Consult your local laws. 13 Chrome front bumper with rub strip and chrome rear bumper with optional (RPO YCS) LS Exterior Appearance Package; Dark Gray bumpers with 4x4 ZR2 Package. 14 Included with 2WD SS Package; not available with 4x4 ZR2 Package. 15 Chrome grille with option (RPO YCS) LS Exterior Appearance Package; body-color grille with 2WD RPO B4U SS Package; body-color grille with chrome horizontal bar with 4x4 RPO ZR2 Package. 16 Included with RPO YCS LS Exterior Appearance Package. 17 Included with RPO Cold Climate Package. 18 Included with 2WD RPO B4U SS Package and 4x4 RPO ZR2 Wide-Stance Sport Package. 19 Included with 4x4 RPO ZR2 Wide-Stance Sport Package. 20 Does not have Neutral and therefore cannot be dingly-towed. 21 Full-size spare tire is required with 4x4 RPO ZM6 Off-Road Suspension and is included with 4-4R2 Wide-Stance Sport Package. The full-size spare is not available with the 2WD RPO ZQ8 Sport Suspension Package and RPO B4U SS Package.		
NOTE: The S-10 Pickup trim features indicated reflect only a portion of the total content of each trim level. See your Chevy Truck dealer for complete listings.		

S-10 PICKUP COLOR AND TRIM:

With a choice of cloth or vinyl interior trims, combined with an extensive selection of exterior paint colors, you can personalize your S-10 Pickup just the way you want it.


COLOR AVAILABILITY

EXTERIOR COLORS	INTERIOR COLORS		
	BEIGE	GRAPHITE	MEDIUM GRAY
Medium Beige Mystique Metallic*	■	■	■
Onyx Black	■	■	■
Dark Copper Metallic*	■	■	■
Emerald Green Metallic	■	■	■
Light Pewter Metallic	■	■	■
Apple Red	■	■	■
Dark Cherry Red Metallic *	■	■	■
Summit White	■	■	■

*Not available with Base trim.

DELUXE CLOTH TRIM

Included with LS trim



Beige


Medium Gray



High-Back Bucket Seat Shown in Graphite

CUSTOM CLOTH TRIM

No-cost option with Base trim



Graphite

Beige



Bench Seat Shown in Medium Gray

DELUXE CLOTH TRIM

Included with LS trim



Beige

Graphite



60/40 Reclining Split Bench Seat Shown in Medium Gray

CUSTOM VINYL TRIM

Standard with Base trim



Medium Gray



Bench Seat Shown in Medium Gray



Medium Beige Mystique Metallic



Light Pewter Metallic



Onyx Black



Apple Red



Dark Copper Metallic



Dark Cherry Red Metallic



Emerald Green Metallic




Summit White



*Custom Two-Tone (RPO ZY7)**

There are 11 Two-Tone combinations available. See your dealer for details.

**Requires LS Trim. Not available with SS or ZR2 Packages.*



CHEVY TRUCKS