

LIVE  
LIKE A PRO

2020  
GMC SIERRA HEAVY DUTY



**GMC**  
WE ARE PROFESSIONAL GRADE

20GMCRAHDRC-25

LIVE  
LIKE A PRO



Pros can't be confined. Not with nearly 4 million square miles of the U.S. begging to be explored. The Next Generation Sierra Heavy Duty invites you to pull your world with you. Get out there in the premium-packed Sierra HD Denali or for road trips without roads, the First Ever Sierra HD AT4. Go explore the world—without leaving yours behind.

Experience the heavy-duty truck for you—the Next Generation 2020 GMC Sierra Heavy Duty.

# PROFESSIONAL GRADE: TOW BIG OR GO HOME

For 2020, we had one mission—to help you achieve more and do it all with greater confidence. The Next Generation Sierra Heavy Duty is engineered to be stronger with maximum trailering capability. And smarter with the all-new available ProGrade™ Trailing System and the confidence it offers—when hooking up your trailer, while on the road and when backing your trailer into place. Along with the other available innovations below, Sierra Heavy Duty is engineered for heavy-duty power, poise and presence.

**35,500 LBS<sup>1</sup> MAXIMUM TOWING**  
**(31,180 LBS<sup>1</sup> AS SHOWN)**

**UP TO 15 CAMERA VIEWS<sup>2</sup>, INCLUDING**  
**THE INDUSTRY-FIRST TRANSPARENT**  
**TRAILER VIEW**

**FIRST-EVER HEAVY DUTY IN ITS**  
**CLASS WITH HEAD-UP DISPLAY AND**  
**REAR CAMERA MIRROR<sup>3</sup>**

**WORLD'S FIRST SIX-FUNCTION**  
**GMC MULTIPRO™ TAILGATE**

**FIRST-EVER HEAVY DUTY IN ITS**  
**CLASS WITH THE ALLISON® 10-SPEED**  
**AUTOMATIC TRANSMISSION**



<sup>1</sup>35,500 lbs requires properly equipped 3500 HD Regular Cab Long Bed DRW 2WD model equipped with available 6.6L Duramax Turbo Diesel engine and gooseneck hitch. 31,180 lbs requires properly equipped 3500 HD Crew Cab Long Bed DRW 4WD model equipped with available 6.6L Duramax Turbo Diesel engine and fifth-wheel or gooseneck hitch. Before you buy a vehicle or use it for trailering, carefully review the trailering section of the Owner's Manual. The weight of passengers, cargo and options or accessories may reduce the amount you can tow. <sup>2</sup>Read the vehicle Owner's Manual for important feature limitations and information. Some camera views require available accessory camera and installation. Not compatible with all trailers. See your dealer for details. <sup>3</sup>Read the vehicle Owner's Manual for important feature limitations and information.

# DENALI



## THE PEAK OF POWER



- FIRST-EVER HEAVY DUTY IN ITS CLASS OFFERING THE ALLISON 10-SPEED AUTOMATIC TRANSMISSION WITH AVAILABLE 6.6L DURAMAX TURBO DIESEL V8
- LARGE GRILLE AND FUNCTIONAL HOOD SCOOP PROVIDE COOLER AIR TO THE AVAILABLE DURAMAX TURBO DIESEL
- WORLD'S FIRST SIX-FUNCTION GMC MULTIPRO TAILGATE
- OFF-ROAD SUSPENSION WITH RANCHO® SHOCKS AND SKID PLATES
- ADVANCED LIGHTING: HIGH-INTENSITY LED HEADLAMPS, LED TAILLAMPS, WHEEL MOLDING ARCH LIGHTS, FOG LAMPS AND CARGO BED LAMPS
- CHROME VERTICAL RECOVERY HOOKS<sup>1</sup>
- 20" POLISHED ALUMINUM WHEELS ON 2500 HD DENALI MODELS AND FOR THE FIRST TIME, ON 3500 HD DENALI SRW MODELS

Like its namesake, this Denali is big and bold, projecting a powerful statement. The Next Generation Sierra HD Denali is the peak of GMC heavy-duty power and presence.

<sup>1</sup>To avoid the risk of injury, never use recovery hooks to tow a vehicle. For more information, see the Recovery Hooks section of your Owner's Manual.



# ROOM WITH MANY VIEWS

## SIERRA HD DENALI OFFERS AN ARRAY OF PREMIUM MATERIALS AND EQUIPMENT:

- REAR CAMERA MIRROR, A FIRST FOR A HEAVY DUTY IN ITS CLASS, IS AVAILABLE
- MULTICOLOR 15" DIAGONAL HEAD-UP DISPLAY (HUD) IS AVAILABLE
- UP TO 15 CAMERA VIEWS,<sup>1</sup> INCLUDING TRANSPARENT TRAILER VIEW, ARE AVAILABLE
- SPACIOUS CREW CAB FRONT HEAD AND LEG ROOM
- PREMIUM LEATHER-APPOINTED SEATING
- BOSE® PREMIUM AUDIO SYSTEM WITH RICHBASS WOOFER
- 8" DIAGONAL DRIVER INFORMATION CENTER

The most technologically advanced Sierra HD Denali allows you to see things you've never seen before in a heavy-duty truck. Its available multicolor 15" diagonal Head-Up Display—a first for a heavy duty in its class—projects your speed, select safety information, Navigation<sup>2</sup> and an inclinometer that measures grade onto the windshield, so your eyes can stay on the road or trail. One of the up to 15 different camera views Sierra Heavy Duty offers is the all-new available Rear Camera Mirror that can be used as a conventional rearview mirror or as a camera-based rearview mirror. It can help you see around visual obstructions while changing lanes and checking traffic conditions.

This is also our most premium Sierra HD Denali, with 43.0" of Crew Cab front head room and 44.5" of leg room and nearly 3" more rear leg room (43.4") than previous generations. Your driving experience is also elevated with a taller, more commanding view—the driver seat sits 1" taller than in the previous-generation truck. Finely crafted materials and attention to every detail include perforated Forge leather-appointed seating, authentic open-pore ash wood, brushed aluminum trim and chrome accents. For carry-ons, there's rear seatback and available rear under-seat storage.

Safety or driver-assistance features are no substitute for the driver's responsibility to operate the vehicle in a safe manner. The driver should remain attentive to traffic, surroundings and road conditions at all times. Visibility, weather and road conditions may affect feature performance. Read the vehicle Owner's Manual for more important feature limitations and information.

<sup>1</sup>Read the vehicle Owner's Manual for important feature limitations and information. Some camera views require available accessory camera and installation. Not compatible with all trailers. See your dealer for details. <sup>2</sup>Map coverage available in the United States, Puerto Rico and Canada.



# FIRST EVER SIERRA HD AT4: POWER BEYOND THE PAVEMENT



- ADVANCED HIGH-INTENSITY LED HEADLAMPS FOR ON- AND OFF-ROAD VISIBILITY
- RED VERTICAL RECOVERY HOOKS<sup>1</sup>
- TRACTION SELECT SYSTEM WITH OFF-ROAD AND TOW/HAUL MODES
- OFF-ROAD SUSPENSION WITH RANCHO SHOCKS AND SKID PLATES
- 18" AND AVAILABLE 20" WHEELS AND ALL-TERRAIN TIRES
- ALLISON 10-SPEED AUTOMATIC TRANSMISSION WITH 6.6L DURAMAX TURBO DIESEL V8 ENGINE IS AVAILABLE
- WORLD'S FIRST SIX-FUNCTION GMC MULTIPRO TAILGATE



To conquer rugged challenges, we've engineered a truck that blends powerful engine options, advanced off-road capability and premium surroundings. We proudly present the First Ever Sierra HD AT4. To confidently clear rugged terrain, it offers 10.1" of ground clearance, along with a max approach angle of nearly 27 degrees.<sup>2</sup>



Powering you beyond the pavement are the new 6.6L V8 direct-injected gas engine or the available 6.6L Duramax Turbo Diesel engine paired with an Allison 10-speed automatic transmission. To master unforgiving terrain, Sierra HD AT4 features Rancho shocks, skid plates, an Eaton® automatic locking rear differential and all-terrain tires. The Traction Select System lets you quickly switch among multiple configurations, including Off-Road mode to help improve traction and control on gravel or mud. AT4 also features a 2-speed AutoTrac transfer case with an active automatic 4WD setting for seamless shifting between two- and four-wheel drive based on surface conditions.

<sup>1</sup>To avoid the risk of injury, never use recovery hooks to tow a vehicle. For more information, see the Recovery Hooks section of your Owner's Manual. <sup>2</sup>Requires 3500 HD Long Bed 4WD model with 6.6L gas engine and 20" wheels and tires.

# GREAT INDOORS

## EXCLUSIVE ATHLETIC AT4 INTERIOR OFFERS:

- FRONT LEATHER-APPOINTED SEATING IN JET BLACK WITH KALAHARI ACCENTS
- ALL-WEATHER FLOOR LINERS
- MULTICOLOR 15" DIAGONAL HEAD-UP DISPLAY IS AVAILABLE
- 15 CAMERA VIEWS,<sup>1</sup> INCLUDING SURROUND VIEW AND TRANSPARENT TRAILER VIEW, ARE AVAILABLE



Inside, Sierra HD AT4 supports you with a durable yet refined cabin, offering premium materials and advanced technology to provide comfort and control while off-roading. The Jet Black interior with Kalahari accents features a leather-wrapped heated steering wheel, heated and ventilated leather-appointed 10-way power front seats, heated rear outboard seats and smart storage compartments designed for active lifestyles. Exclusive all-weather floor liners help protect your vehicle's floor from dirt and debris while off-roading.

In the constant quest to improve your driving experience, the available multicolor 15" diagonal Head-Up Display projects key information onto the windshield to help you keep your eyes focused on the road. Information includes an Off-Road Inclinometer that shows the fore-and-aft tilt, front tire angle and left-and-right tilt.

<sup>1</sup>Read the vehicle Owner's Manual for important feature limitations and information. Some camera views require available accessory camera and installation. Not compatible with all trailers. See your dealer for details.



# SLT

## ENGINEERED WITH “ALL OF THE ABOVE”



- ALL-NEW 6.6L GAS V8 ENGINE WITH 6-SPEED AUTOMATIC TRANSMISSION
- WORLD'S FIRST SIX-FUNCTION GMC MULTIPRO TAILGATE
- PROGRADE TRAILERING SYSTEM WITH IN-VEHICLE TRAILERING APP<sup>1</sup>
- TRACTION SELECT SYSTEM WITH AVAILABLE OFF-ROAD AND TOW/HAUL MODES
- PREMIUM GMC INFOTAINMENT SYSTEM<sup>2</sup> WITH CUSTOMIZABLE PROFILES AND 8" DIAGONAL COLOR TOUCH-SCREEN
- HEATED, 10-WAY POWER LEATHER-APPOINTED FRONT SEATS
- 6.6L DURAMAX TURBO DIESEL PAIRED WITH THE ALL-NEW ALLISON 10-SPEED AUTOMATIC TRANSMISSION IS AVAILABLE

Sierra Heavy Duty SLT is all about capability—doing more with more. The innovative new Dual Path Air Induction System included with the available 6.6L Duramax Turbo Diesel V8 engine maximizes horsepower and helps optimize trailering performance. Inside, you'll find the cabin roomier and your driving position elevated with a taller, more commanding view than in previous generations. To haul more, the roll-formed high-strength steel bed provides the cargo volume you need in all configurations—from 69.6 cu. ft.<sup>3</sup> (standard bed) to 83.5 cu. ft.<sup>3</sup> (long bed). Digital Variable Steering Assist improves maneuverability and the available 2-speed AutoTrac transfer case allows you to select the ideal 4WD mode for specific on- and off-road conditions. Powering all of this is the all-new standard direct-injected 6.6L gas V8 engine with 401 hp, 464 lb-ft of torque and a 6-speed automatic transmission or the available 6.6L Duramax Turbo Diesel with 445 hp, 910 lb-ft of torque and the all-new Allison 10-speed automatic transmission.



<sup>1</sup>App functionality and features vary with vehicle equipment and trim level. Data connection may be required. Some features require active service plan and working electrical system. User terms and limitations apply. <sup>2</sup>Functionality varies by model. Full functionality requires compatible Bluetooth® and smartphone, and USB connectivity for some devices. <sup>3</sup>Cargo and load capacity limited by weight and distribution.



# PULLS THE WEIGHT OF YOUR WORLD



## MAX TRAILERING INCREASED BY 52 PERCENT OVER THE PREVIOUS GENERATION

Every choice we made in engineering the Next Generation Sierra Heavy Duty was done to enhance your trailering abilities, as well as your driving experience. An available 35,500-lb<sup>1</sup> max trailering capability was achieved by utilizing strong, more robust chassis components—frame, axles and prop shaft—as well as these additional enhancements.

**COOL** To help maintain optimal operating temperatures of the available 6.6L Duramax Turbo Diesel V8 engine, we added a massive 28" variable-speed cooling fan. Dense, cool air from the new Dual Path Air Induction System is drawn through both the hood scoop and the large grille to maximize horsepower and help optimize trailering performance. A factory-installed Diesel After-Run feature is designed to help cool down the engine following heavy usage. If the vehicle is shut off while the engine is too hot, it will immediately restart, allowing the engine fan to run and coolant to flow.

**CAPABLE** Sierra Heavy Duty features an all-new fully boxed ladder-type frame with nine high-strength steel cross-members, making it stronger for confident trailering and increased load hauling. All-new larger rear prop shafts and upgraded U-joints have been optimized to handle high torque output and improve durability. The ring gear in the rear axle on 3500 HD models with the available Duramax Turbo Diesel engine is also larger—measuring 12" to help deliver up to 910 lb-ft of torque in first gear.<sup>2</sup> On 2500 HD models, the rear ring gear now measures 11.5"

**COMMANDING** The long wheelbase, strong frame and shear-style body mounts combine for a smooth ride with more control. The short-/long-arm independent front suspension offers a proven formula for the best possible ride and handling benefits. Delivering an enhanced sense of control to the driver on the highway and in the parking lot, available Digital Variable Steering Assist optimizes driver steering effort at high speeds and maneuverability at low speeds. Brake enhancements include extended-hold Hill Start Assist, which provides extra time to start uphill from a complete stop. There's also a new Brake Pad Life Monitor and an Electric Parking Brake, which includes Steep Grade Apply and Park Grade Hold Assist.

<sup>1</sup>35,500-lb rating requires properly equipped 3500 HD Regular Cab DRW 2WD model equipped with available 6.6L Duramax Turbo Diesel engine and gooseneck hitch. Before you buy a vehicle or use it for trailering, carefully review the trailering section of the Owner's Manual. The weight of passengers, cargo and options or accessories may reduce the amount you can tow. <sup>2</sup>Excludes four-wheel-drive low transfer case setting on 4WD models.

35,500 LBS



# POWER THAT COMMANDS RESPECT

## AVAILABLE ALL-NEW ALLISON 10-SPEED AUTOMATIC TRANSMISSION


- | DEVELOPED SPECIFICALLY FOR SIERRA HEAVY DUTY
- | OPTIMIZES GEAR SHIFTS FOR MAXIMUM POWER, TORQUE AND EFFICIENCY
- | RIGHT GEAR FOR THE SITUATION KEEPS RPM IN IDEAL POWER BAND
- | A CHAIN-DRIVEN POWER TAKEOFF FEATURE<sup>1</sup> IS AVAILABLE

## AVAILABLE 6.6L DURAMAX TURBO DIESEL V8

- | 445 HP AND 910 LB-FT OF TORQUE
- | LARGER VARIABLE-SPEED COOLING FAN AND DUAL PATH AIR INDUCTION SYSTEM
- | FACTORY-INSTALLED DIESEL AFTER-RUN FEATURE
- | INTELLIGENT DIESEL EXHAUST BRAKE SYSTEM

Sierra Heavy Duty: There's a lot of power behind that name. The available legendary 6.6L Duramax Turbo Diesel V8 engine is paired with the all-new Allison 10-speed automatic transmission, which is designed to deliver all 910 lb-ft of torque in first gear on 3500 HD models.<sup>2</sup> The Diesel After-Run cooling function is designed to help the engine cool down following heavy usage. Also, an available chain-driven Power Takeoff feature<sup>1</sup> is factory-installed on the Allison transmission so you can transfer power from the engine to aftermarket equipment, such as a generator or hydraulic pump.

<sup>1</sup>Available on Base Sierra and SLE trims. <sup>2</sup>Excludes four-wheel-drive low transfer case setting on 4WD models.



#### ALL-NEW 6.6L GAS V8 ENGINE

- 401 HP AND 464 LB-FT OF TORQUE
- FIRST HEAVY-DUTY TRUCK IN ITS CLASS WITH A DIRECT-INJECTION GAS ENGINE
- CONTINUOUSLY VARIABLE VALVE TIMING (VVT) FOR PRECISE AIR DELIVERY
- PAIRED WITH A 6-SPEED TRANSMISSION
- MAX TRAILERING OF 17,370 LBS<sup>1</sup> (AS SHOWN 16,620 LBS<sup>1</sup>)

# THE STRENGTH TO MOVE UP MOUNTAINS

For 2020, an all-new 6.6L gasoline V8 engine joins the Sierra Heavy Duty performance lineup. Offering 401 hp and 464 lb-ft of torque, this engine provides an 11 percent increase in horsepower and a 22 percent increase in peak torque compared with the previous 6.0L gas engine. This standard engine elevates Sierra Heavy Duty's performance and efficiency with direct injection and Variable Valve Timing. It also features a forged steel crankshaft, powder-metal connecting rods and other high-strength components for added strength and durability. The 6.6L gasoline V8 is paired with the proven 6-speed automatic transmission with upgraded components to handle the 6.6L's higher torque output.

<sup>1</sup>Sierra's 17,370-lb rating requires a properly equipped 2500 HD Regular Cab 2WD model with 6.6L gas V8 engine, 17" wheels and a fifth-wheel or gooseneck hitch. Sierra's 16,620-lb rating requires a properly equipped 2500 HD Crew Cab standard bed 4WD model with 6.6L gas V8 engine and a fifth-wheel or gooseneck hitch. Before you buy a vehicle or use it for trailering, carefully review the trailering section of the Owner's Manual. The weight of passengers, cargo and options or accessories may reduce the amount you can tow.



Available accessory shown.



# A TRAILERING VISIONARY



Knowledge is power. It's also the foundation of your confident trailering experience. Sierra Heavy Duty offers you the tools to stay in control of the truck and your trailer with the available ProGrade Trailering System. This suite of intelligent trailering technologies streamlines the hitching and trailering process to help give you a sense of control and confidence.

**IN-VEHICLE TRAILERING APP<sup>1</sup>** To help improve your trailering experience, the available in-vehicle Trailering App offers a variety of useful features. The app is integrated with and accessible through Sierra's infotainment system,<sup>2</sup> with features including the ability to create five defined trailer profiles based on trailer name, trailer type and trailer hitch type. There are also maintenance reminders, predeparture checklists, a Trailer Light Sequence Test, trailer electrical diagnostics and an available Trailer Tire Pressure Monitoring System.<sup>3</sup>

**myGMC APP<sup>4</sup>** The available myGMC app gives you access to features such as creating and managing trailer profiles (shareable with other compatible Sierra owners), a Trailer Light Sequence Test, the ability to remotely activate trailer lights to help ensure they're in working order, predeparture checklists (or create your own) and a Trailer Load Calculator to determine the combined weight of your truck and trailer for a confident towing experience. To monitor trailering health, you can view and receive alerts on key components of your trailer such as tire pressure monitoring<sup>3</sup> and trailer miles. There's also a trailering glossary to provide a quick reference to trailering-related materials.

**SMART TRAILER INTEGRATION** Sierra Heavy Duty is designed to provide you with an integrated experience with the available ASA Electronics iN•Command<sup>®</sup> Control System.<sup>5</sup> The available system is designed to integrate with and be accessible through the myGMC app<sup>4</sup> (on compatible iPhone<sup>®</sup> and Android<sup>™</sup> smartphones) or on Sierra Heavy Duty's infotainment system<sup>2</sup> via Apple CarPlay<sup>™6</sup> and Android Auto<sup>™7</sup>. The iN•Command Control System allows you to monitor and control a range of smart system functions, such as water tank levels, climate controls and even power slide-outs in recreational trailers equipped with GlobalConnect technology.

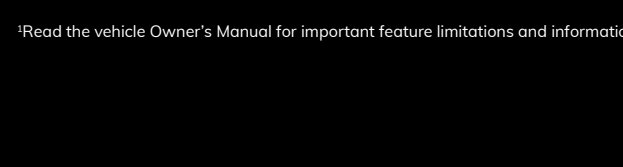
**TRACTION SELECT SYSTEM WITH TOW/HAUL MODE** The available Traction Select System allows you to quickly switch among multiple traction configurations (based on equipment), including Tow/Haul mode and available Off-Road mode, to optimize powertrain calibrations, traction control settings and the stability control system for a variety of terrain and driving conditions. The system will retain the tow/haul setting configurations for up to 4 hours after the vehicle is turned off, eliminating the need to re-engage the system when returning from a brief stop on a long journey.

<sup>1</sup>App functionality and features vary with vehicle equipment and trim level. Data connection may be required. Some features require active service plan and working electrical system. User terms and limitations apply. <sup>2</sup>Functionality varies by model. Full functionality requires compatible Bluetooth and smartphone, and USB connectivity for some devices. <sup>3</sup>Requires available Trailer Tire Pressure Monitoring System and trailer tire pressure monitor sensors. Sensors must be installed by the customer or a third-party service center. <sup>4</sup>Device data connection required. Available on select Apple<sup>®</sup> and Android devices. Some features require active service plan and working electrical system. Service availability, features and functionality vary by vehicle. <sup>5</sup>iN•Command is provided by ASA Electronics and is designed to operate within 30 feet of the trailer. Works with trailers equipped with the iN•Command Control System with GlobalConnect via Bluetooth connection. Control and monitoring functionality varies by trailer manufacturer, model and installed options. Use of the iN•Command Control System feature through the myGMC app requires active service plan. User terms apply. See onstar.com for details and limitations. <sup>6</sup>Vehicle user interface is a product of Apple<sup>®</sup> and its terms and privacy statements apply. Requires compatible iPhone<sup>®</sup> and data plan rates apply. Apple CarPlay is a trademark of Apple, Inc. Siri, iPhone and Apple Music are trademarks of Apple, Inc., registered in the U.S. and other countries. <sup>7</sup>Vehicle user interface is a product of Google<sup>™</sup> and its terms and privacy statements apply. Requires the Android Auto app on Google Play and an Android-compatible smartphone running Android 5.0 or higher. Data plan rates apply. Android Auto is a trademark of Google LLC.

# CONFIDENCE IS IN SIGHT

## 15 AVAILABLE CAMERA VIEWS:<sup>1</sup>

- 1 TRANSPARENT TRAILER VIEW
- 2 HITCH VIEW
- 3 BED VIEW
- 4 FRONT CAMERA VIEW
- 5 REAR CAMERA VIEW
- 6 SURROUND VIEW
- 7 FRONT TOP-DOWN VIEW
- 8 REAR TOP-DOWN VIEW
- 9 BOWL VIEW
- 10 FRONT SIDE VIEW
- 11 REAR SIDE VIEW (WITH TRAILER BIASING)
- 12 REAR TRAILER VIEW
- 13 INSIDE TRAILER VIEW
- 14 PICTURE-IN-PICTURE SIDE VIEW
- 15 REAR CAMERA MIRROR



Trailering is all about confidence. Assurance that everything is operating as it should, every step of the journey. In the Next Generation Sierra Heavy Duty, that confidence starts with the all-new available ProGrade Trailering System and the views it offers—you can add up to 15 camera views<sup>1</sup> when equipped with the available Technology Package. It helps when hooking up your trailer, while on the road and when backing your trailer into place. One of those views is the industry-first available transparent trailer view, which helps you to virtually see right through the trailer to detect objects behind it.

<sup>1</sup>Read the vehicle Owner's Manual for important feature limitations and information. Some camera views require available accessory camera and installation. Not compatible with all trailers. See your dealer for details.

# SAFETY IN NUMBERS

## SIERRA HEAVY DUTY OFFERS:

- LANE CHANGE ALERT WITH SIDE BLIND ZONE ALERT
- REAR CROSS TRAFFIC ALERT
- AUTOMATIC EMERGENCY BRAKING
- HIGH DEFINITION SURROUND VISION
- REAR CAMERA MIRROR AND BED VIEW CAMERA
- MULTICOLOR 15" DIAGONAL HEAD-UP DISPLAY
- HIGH DEFINITION REAR VISION CAMERA
- SAFETY ALERT SEAT
- LANE DEPARTURE WARNING
- FORWARD COLLISION ALERT
- INTELLIBEAM HEADLAMPS
- FRONT AND REAR PARK ASSIST
- ONSTAR®1 SAFETY & SECURITY PLAN



Sierra Heavy Duty offers more active safety and driver-assist technologies than the previous generation. These new available innovations use a combination of cameras, short- and long-range radars and ultrasonic sensors to help you avoid mishaps, helping to make you and your companions feel safe, secure and confident. And with the available OnStar Safety & Security Plan, you have the added peace of mind of knowing an OnStar Advisor is only a button-push away.

Safety or driver-assistance features are no substitute for the driver's responsibility to operate the vehicle in a safe manner. The driver should remain attentive to traffic, surroundings and road conditions at all times. Visibility, weather and road conditions may affect feature performance. Read the vehicle Owner's Manual for more important feature limitations and information.

\*OnStar plan, working electrical system, cell reception and GPS signal required. OnStar links to emergency services. See [onstar.com](https://onstar.com) for details and limitations.



# THIS IS BIG

Every element of the previous-generation Sierra Heavy Duty's exterior design—sculpted headlamps, prominent hood with large, powerful hood scoop, large distinctive grille—was redesigned to signal the strength and capability that lie within. It was built big so you can tow big.



## ALL-NEW BIGGER, BOLDER PROPORTIONS

- UP TO 2" TALLER, 10" LONGER, 1" WIDER
- HIGHER DRIVER-SEAT POSITION
- LONGER WHEELBASE
- INCREASED REAR TRACK WIDTH



## ALL-NEW HOOD SCOOP AND LARGER GRILLE

- BOTH GAS AND DIESEL ENGINES BENEFIT FROM AN AIR INDUCTION SYSTEM THAT RECEIVES COOL AIR THROUGH THE TOP OPENING OF THE LARGE GRILLE
- A FUNCTIONAL HOOD SCOOP PROVIDES A SECOND SOURCE OF COOL AIR TO THE AVAILABLE 6.6L DURAMAX TURBO DIESEL



## NEW TRAILERING MIRRORS

- POWER EXTENSION, RETRACTION AND FOLDING ARE AVAILABLE
- AUXILIARY SPOT LAMPS ARE AVAILABLE
- AMBER CLEARANCE LAMPS ARE AVAILABLE
- PERIMETER LIGHTING IS AVAILABLE



## NEW SIDE BED STEPS AND LARGER CORNER STEPS

- INTEGRATED SIDE BED STEPS ARE LOCATED IN FRONT OF THE REAR WHEEL ARCHES FOR EASY ACCESS TO THE FRONT OF THE BED, EVEN WITH A FIFTH-WHEEL OR GOOSENECK TRAILER HITCHED
- THE CORNER STEPS IN THE REAR BUMPER ARE ALSO LARGER THAN EVER

# THIS IS MORE LIKE IT

- CARGO VOLUME: STANDARD BED, 69.6 CU. FT.¹  
LONG BED, 83.5 CU. FT.¹
- ROLL-FORMED HIGH-STRENGTH STEEL BED FLOOR
- 12 CARGO TIE-DOWNS RATED AT 500 LBS¹ PER CORNER
- UP TO NINE ADDITIONAL MOVABLE ACCESSORY UPPER TIE-DOWNS ARE AVAILABLE (SHOWN AT RIGHT)
- CORNERSTEP REAR BUMPER WITH LARGER FOOTWELLS THAN PREVIOUS GENERATION
- LED CARGO BED LIGHTING IS AVAILABLE
- NEW 120-VOLT BED-MOUNTED POWER OUTLET IS AVAILABLE

We redesigned the cargo beds to give you more room and functionality to help you do more. Sierra Heavy Duty offers exceptional cargo volume in all configurations—from 69.6 cu. ft.¹ (standard bed) to 83.5 cu. ft.¹ (long bed). The roll-formed high-strength steel bed surface creates a strong, durable bed floor. To help protect the bed floor, a spray-on bedliner is standard on Denali and AT4 and is available on other trims. For 2020, the beds are longer and wider to help fit your biggest loads. The bed height makes for comfortable lift-in loading and is optimized for gooseneck/fifth-wheel trailer clearance.

¹Cargo and load capacity limited by weight and distribution. Standard bed shown.





# THE TAILGATE TO END ALL TAILGATES

Pushing the limits of innovation, the available World's First MultiPro Tailgate offers six distinct functions designed to improve loading, unloading and accessing the cargo bed. It's been rigorously tested to exacting GMC standards for structural strength and durability. In fact, the MultiPro Tailgate is the most tested tailgate in GMC history. And when you're camping or tailgating and want to bring your music outdoors—without leaving your truck running—the available accessory MultiPro Audio System by KICKER<sup>®1</sup> is designed to integrate into the MultiPro Tailgate.



# 1

## PRIMARY GATE

Open the primary gate using the key fob's power release from inside the truck or from a button on the gate.

# 2

## PRIMARY GATE LOAD STOP

With the primary gate open, the load stop can help prevent items from sliding out of the bed.

# 3

## EASY ACCESS

The inner gate folds down for easy access when loading and unloading the bed.

# 4

## FULL-WIDTH STEP

The inner gate folds into a large step for easy access, holding up to 375 lbs.

# 5

## INNER GATE LOAD STOP

The inner gate also includes a load stop to help prevent second-tier items from sliding out of the bed.

# 6

## INNER GATE WITH WORK SURFACE

The opened inner gate provides a work surface as well as second-tier loading.

# GO FAR, STAY CLOSE



## SIERRA HEAVY DUTY INFOTAINMENT<sup>1</sup> OFFERS:

- 8" DIAGONAL TOUCH-SCREEN AND NAVIGATION<sup>2</sup>
- IN-VEHICLE APPS<sup>3</sup> INCLUDING TRAILERING AND CUSTOMIZABLE PROFILES
- WIRELESS CHARGING<sup>4</sup>
- APPLE CARPLAY™ COMPATIBILITY<sup>5</sup> (SHOWN AT BOTTOM)
- ANDROID AUTO COMPATIBILITY<sup>6</sup>
- 4G LTE WI-FI® HOTSPOT<sup>7</sup>
- SIRIUSXM® WITH 360L<sup>8</sup>
- GMC CONNECTED SERVICES PLANS



On the road, you're never far from the people, information and entertainment that matter. The available Premium GMC Infotainment System<sup>1</sup> uses a simplified interface that's more intuitive than ever before. Connect two devices at once using Bluetooth<sup>9</sup> with storage for up to 10 customizable profile settings, saved with each driver's preferences—such as radio settings. You can even customize and save your profile and use it in another Next Generation Sierra Heavy Duty.

Seamlessly link your connected life to your Sierra Heavy Duty with GMC Connected Services<sup>10</sup> with its range of plans such as an available Remote Access Plan.<sup>11</sup>

Discover how to stay connected at [gmc.com](http://gmc.com).



Available accessory shown. <sup>1</sup>Functionality varies by model. Full functionality requires compatible Bluetooth and smartphone, and USB connectivity for some devices. <sup>2</sup>Map coverage available in the United States, Puerto Rico and Canada. <sup>3</sup>App functionality and features vary with vehicle equipment and trim level. Data connection may be required. Some features require active service plan and working electrical system. <sup>4</sup>The system wirelessly charges one compatible mobile device. Some phones have built-in wireless charging technology and others require a special adapter/back cover. To check for phone or other device compatibility, see [my.gmc.com/learn](http://my.gmc.com/learn) or consult your carrier. <sup>5</sup>Vehicle user interface is a product of Apple® and its terms and privacy statements apply. Requires compatible iPhone® and data plan rates apply. Apple CarPlay is a trademark of Apple, Inc. Siri, iPhone and Apple Music are trademarks of Apple, Inc., registered in the U.S. and other countries. <sup>6</sup>Vehicle user interface is a product of Google and its terms and privacy statements apply. Requires the Android Auto app on Google Play and an Android-compatible smartphone running Android 5.0 or higher. Data plan rates apply. Android Auto is a trademark of Google LLC. <sup>7</sup>Service varies with conditions and location. Requires active service plan and paid AT&T™ data plan. See [onstar.com](http://onstar.com) for details and limitations. <sup>8</sup>Certain features require a SiriusXM subscription and the GMC Connected Access Plan. See [siriusxm.com](http://siriusxm.com) and [onstar.com](http://onstar.com) for details and limitations. <sup>9</sup>Go to [my.gmc.com/learnabout/bluetooth](http://my.gmc.com/learnabout/bluetooth) to find out which phones are compatible with the vehicle. Full Bluetooth feature functionality varies by device, model and software version limitations. <sup>10</sup>Connected Services vary by vehicle model and require working electrical system, cell reception and GPS signal. Requires active system plan. See [onstar.com](http://onstar.com) for details and limitations. <sup>11</sup>Remote Access Plan does not include emergency or security services. See [onstar.com](http://onstar.com) for details and limitations.

# THE QUESTION IS, WHICH ONE?

## SIERRA HEAVY DUTY TRIMS

All vehicles shown with available equipment.



**SIERRA** Includes LED reflector headlamps, LED wheel arch lamps, 12 fixed cargo tie-downs (three in each corner rated at 500 lbs per corner<sup>1</sup>), new side Bed Step and larger rear bumper corner steps, 6.6L gas V8 engine with 401 hp and 464 lb-ft of torque, electronic shift transfer case with rotary controls on 4WD models, heavy-duty automatic locking rear differential, 4-wheel antilock disc brakes with Duralife brake rotors, manual-folding/-extending vertical trailering mirrors with lower convex mirrors, conventional trailer hitch with 7- and 4-pin connectors and Hitch Guidance,<sup>2</sup> 40/20/40 front cloth bench seat, 7" diagonal infotainment system<sup>3</sup> with Apple CarPlay™<sup>4</sup> and Android Auto™<sup>5</sup> compatibility and rear air vents (Double Cab and Crew Cab models). Also available in a dual-rear-wheel configuration.



**SLE** Includes most Sierra standard content and adds a bright side-window surround, body-color door handles, 8" diagonal infotainment system,<sup>3</sup> remote keyless entry, 2 USB ports<sup>6</sup> located on the instrument panel, steering-wheel-mounted cruise control, an integrated trailer brake controller, manual-folding/-extending power-adjustable vertical trailering mirrors with heated upper glass and integrated turn signals, a leather-wrapped steering wheel with audio controls and a color 4.2" diagonal Driver Information Center. The World's First Six-Function MultiPro™ Tailgate is available, as is a dual-rear-wheel configuration.



**SLT** Includes most SLE standard content and adds the standard World's First Six-Function MultiPro Tailgate. To enhance your trailering, it includes the ProGrade™ Trailering System with in-vehicle Trailering App;<sup>7</sup> high-intensity LED headlamps; signature LED taillamps and LED fog lamps; a heated steering wheel; a High Definition Rear Vision Camera;<sup>8</sup> heated driver and front outboard passenger 10-way power leather-appointed front seats; and power-folding/-extending vertical trailering mirrors with auto-dimming upper glass, perimeter lighting, puddle lamps, auxiliary lighting and chrome mirror caps. Also available in a dual-rear-wheel Crew Cab configuration.



**AT4** AT4 includes an off-road suspension, Rancho® shocks, electronic 2-speed AutoTrac transfer case, skid plates, an Eaton® automatic locking rear differential and a Traction Select System with Off-Road mode. Outside, you'll find 18" wheels with all-terrain tires or available 20" wheels and tires (shown); power-folding/-extending vertical trailering mirrors with auto-dimming upper glass, perimeter lighting, puddle lamps, auxiliary lighting and black mirror caps; and a spray-on bedliner with AT4 logo. Inside, there's a premium GMC Infotainment System<sup>3</sup> with customizable profiles and 8" diagonal touch-screen, heated and ventilated 10-way power front leather-appointed bucket seats, heated rear outboard seats, heated and leather-wrapped steering wheel, all-weather floor liners with AT4 logo and rear seatback storage. You can also add an available multicolor 15" diagonal Head-Up Display with Off-Road Inclinometer and up to 15 available camera views.<sup>9</sup>



**DENALI** Includes most SLT standard content and adds an off-road suspension, Rancho shocks, an electronic 2-speed AutoTrac transfer case, skid plates, a spray-on bedliner with Denali logo and 20" polished aluminum wheels on single-rear-wheel models including 3500 HD. The cabin features heated and ventilated Forge leather-appointed seating and heated rear outboard seats, ash wood trim, brushed aluminum and chrome accents, a Premium GMC Infotainment System<sup>3</sup> with Navigation<sup>9</sup> and 8" diagonal touch-screen, a Bose® Premium Audio System and 8" digital Driver Information Center. Safety technologies<sup>2</sup> include Lane Departure Warning, Lane Change Alert with Side Blind Zone Alert, Rear Cross Traffic Alert, Forward Collision Alert, Automatic Emergency Braking, IntelliBeam headlamps and Following Distance Indicator. Also available in a dual-rear-wheel configuration.

<sup>1</sup>Cargo and load capacity limited by weight and distribution. <sup>2</sup>Read the vehicle Owner's Manual for important feature limitations and information. <sup>3</sup>Functionality varies by model. Full functionality requires compatible Bluetooth® and smartphone, and USB connectivity for some devices. <sup>4</sup>Vehicle user interface is a product of Apple® and its terms and privacy statements apply. Requires compatible iPhone® and data plan rates apply. Apple CarPlay is a trademark of Apple, Inc. Siri, iPhone and Apple Music are trademarks of Apple, Inc., registered in the U.S. and other countries. <sup>5</sup>Vehicle user interface is a product of Google™ and its terms and privacy statements apply. Requires the Android Auto app on Google Play and an Android™-compatible smartphone running Android 5.0 or higher. Data plan rates apply. Android Auto is a trademark of Google LLC. <sup>6</sup>Not compatible with all devices. <sup>7</sup>App functionality and features vary with vehicle equipment and trim level. Data connections may be required. Some features require active service plan and working electrical system. User terms and limitations apply. <sup>8</sup>Read the vehicle Owner's Manual for important feature limitations and information. Some camera views require available accessory camera and installation. Not compatible with all trailers. See your dealer for details. <sup>9</sup>Map coverage available in the United States, Puerto Rico and Canada. <sup>10</sup>The system wirelessly charges one compatible mobile device. Some phones have built-in wireless charging technology and others require a special adapter/back cover. To check for phone or other device compatibility, see my.gmc.com/learn or consult your carrier.

## SELECT SIERRA HEAVY DUTY PACKAGES

See your GMC dealer or gmc.com for more package details and requirements.



**SLT PREMIUM PLUS PACKAGE** Includes front bucket seats with center console, ventilated front seats, rear sliding power window, universal home remote, USB ports<sup>6</sup> with auxiliary input, roof marker lamps, rear outboard heated seats on Crew Cab models, 8" diagonal Premium GMC Infotainment System<sup>3</sup> with Navigation<sup>9</sup> Bose Premium Audio System, wireless charging,<sup>10</sup> Front and Rear Park Assist<sup>2</sup> Lane Change Alert with Side Blind Zone Alert,<sup>2</sup> Rear Cross Traffic Alert,<sup>2</sup> Forward Collision Alert,<sup>2</sup> Lane Departure Warning,<sup>2</sup> Automatic Emergency Braking,<sup>2</sup> IntelliBeam headlamps, Following Distance Indicator,<sup>2</sup> 20" machined aluminum wheels with Bright Silver accents, 6" chrome rectangular assist steps and a spray-on bedliner.

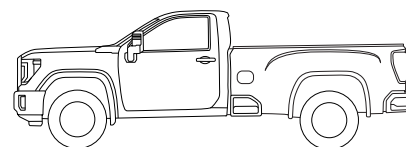


**AT4 PREMIUM PACKAGE** Includes universal home remote, rear sliding power window, 8" diagonal Premium GMC Infotainment System<sup>3</sup> with Navigation<sup>9</sup> Bose Premium Audio System, roof marker lamps, wireless charging,<sup>10</sup> Front and Rear Park Assist<sup>2</sup> Lane Change Alert with Side Blind Zone Alert,<sup>2</sup> Rear Cross Traffic Alert,<sup>2</sup> 20" machined aluminum wheels with high-gloss black accents and 6" black rectangular assist steps. Shown with available accessory off-road black assist steps.




**DENALI ULTIMATE PACKAGE** Includes High Definition Surround Vision,<sup>2</sup> Rear Camera Mirror,<sup>2</sup> Bed View Camera,<sup>2</sup> multicolor 15" diagonal Head-Up Display and power sunroof.


## SIERRA HEAVY DUTY CAB AND BED CONFIGURATIONS




**REGULAR CAB LONG BED**  
AVAILABLE ON BASE SIERRA AND SLE IN SINGLE- OR DUAL-REAR-WHEEL CONFIGURATIONS.



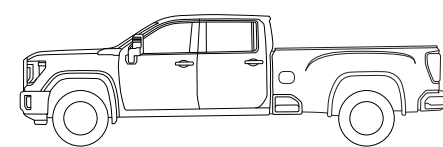
**DOUBLE CAB STANDARD BED**  
AVAILABLE ON BASE SIERRA, SLE AND SLT (2500 HD ONLY) IN SINGLE-REAR-WHEEL CONFIGURATIONS.



**DOUBLE CAB LONG BED**  
AVAILABLE ON BASE SIERRA AND SLE IN SINGLE- OR DUAL-REAR-WHEEL CONFIGURATIONS. AVAILABLE ON SLT 2500 HD IN SINGLE-REAR-WHEEL CONFIGURATION ONLY.



**CREW CAB STANDARD BED**  
AVAILABLE ON BASE SIERRA, SLE, SLT, AT4 AND DENALI IN SINGLE-REAR-WHEEL CONFIGURATIONS.



**CREW CAB LONG BED**  
AVAILABLE ON BASE SIERRA, SLE, SLT AND DENALI IN SINGLE- OR DUAL-REAR-WHEEL CONFIGURATIONS. AVAILABLE ON AT4 IN SINGLE-REAR-WHEEL CONFIGURATION ONLY.

CHOOSE THE SIERRA HEAVY DUTY THAT'S RIGHT FOR YOU AT [GMC.COM/BUILD-AND-PRICE](https://www.gmc.com/build-and-price).



# SIERRA HEAVY DUTY BY THE NUMBERS

DURAMAX TURBO DIESEL TRAILER WEIGHT RATINGS <sup>1</sup>								
	Cab	Bed	Max GCWR (lbs) <sup>2</sup>	Max Conventional Hitch (lbs)	Max Fifth-Wheel Hitch (lbs)	Max Gooseneck Hitch (lbs)	Max Payload (lbs) <sup>3</sup>	
2500	Reg 2WD	Long	26,000	14,500	18,510	18,510	3,715	
	Reg 4WD	Long	26,000	14,500	18,190	18,190	3,650	
	Double 2WD	Standard	26,000	14,500	18,200	18,200	3,561	
	Double 4WD	Standard	26,000	14,500	17,890	17,890	3,546	
	Double 2WD	Long	26,000	14,500	18,040	18,040	3,595	
	Double 4WD	Long	26,000	14,500	17,750	17,750	3,657	
	Crew 2WD	Standard	27,500	18,500	18,500	18,500	3,553	
	Crew 4WD	Standard	27,500	18,500	18,500	18,500	3,563	
	Crew 2WD	Long	27,500	18,500	18,500	18,500	3,536	
	Crew 4WD	Long	27,500	18,500	18,500	18,500	3,597	
3500 SRW	Reg 2WD	Long	29,700	14,500	21,500	21,500	4,215	
	Reg 4WD	Long	29,700	14,500	21,500	21,500	4,217	
	Double 2WD	Long	29,700	14,500	21,490	21,490	4,130	
	Double 4WD	Long	29,700	14,500	21,210	21,210	4,148	
	Crew 2WD	Standard	29,700	20,000	21,500	21,500	4,135	
	Crew 4WD	Standard	29,700	20,000	21,300	21,300	4,185	
	Crew 2WD	Long	29,700	20,000	21,330	21,330	4,013	
	Crew 4WD	Long	29,700	20,000	21,040	21,040	4,078	
	3500 DRW	Reg 2WD	Long	43,500	20,000	32,000	35,500	6,532
		Reg 4WD	Long	40,000	20,000	31,760	31,760	6,196
Double 2WD		Long	40,000	20,000	31,500	31,500	6,059	
Double 4WD		Long	40,000	20,000	31,340	31,340	5,777	
Crew 2WD		Long	40,000	20,000	31,400	31,400	5,892	
Crew 4WD		Long	40,000	20,000	31,180	31,180	5,607	

GAS ENGINE TRAILER WEIGHT RATINGS <sup>1</sup>								
	Cab	Bed	Max GCWR (lbs) <sup>2</sup>	Max Conventional Hitch (lbs)	Max Fifth-Wheel Hitch (lbs)	Max Gooseneck Hitch (lbs)	Max Payload (lbs) <sup>3</sup>	
2500	Reg 2WD	Long	24,000	14,500	17,370	17,370	3,979	
	Reg 4WD	Long	24,000	14,500	17,060	17,060	3,965	
	Double 2WD	Standard	24,000	14,500	17,050	17,050	3,762	
	Double 4WD	Standard	24,000	14,500	16,740	16,740	3,747	
	Double 2WD	Long	24,000	14,500	16,930	16,930	3,792	
	Double 4WD	Long	24,000	14,500	16,650	16,650	3,854	
	Crew 2WD	Standard	24,000	14,500	16,940	16,940	3,751	
	Crew 4WD	Standard	24,000	14,500	16,650	16,650	3,760	
	Crew 2WD	Long	24,000	14,500	16,840	16,840	3,800	
	Crew 4WD	Long	24,000	14,500	16,550	16,550	3,862	
3500 SRW	Reg 2WD	Long	24,000	14,500	17,200	17,200	4,481	
	Reg 4WD	Long	24,000	14,500	16,950	16,950	4,534	
	Double 2WD	Long	24,000	14,500	16,700	16,700	4,373	
	Double 4WD	Long	24,000	14,500	16,500	16,500	4,391	
	Crew 2WD	Standard	24,000	14,500	16,700	16,700	4,316	
	Crew 4WD	Standard	24,000	14,500	16,530	16,530	4,365	
	Crew 2WD	Long	24,000	14,500	16,700	16,700	4,333	
	Crew 4WD	Long	24,000	14,500	16,410	16,410	4,398	
	3500 DRW	Reg 2WD	Long	24,000	16,800	16,800	16,800	7,442
		Reg 4WD	Long	24,000	16,800	16,710	16,710	7,145
Double 2WD		Long	24,000	16,400	16,400	16,400	6,985	
Double 4WD		Long	24,000	16,390	16,270	16,270	6,703	
Crew 2WD		Long	24,000	16,300	16,200	16,200	6,894	
Crew 4WD		Long	24,000	16,300	16,180	16,180	6,610	

The Gross Vehicle Weight Rating (GVWR)<sup>4</sup> and Gross Combined Weight Rating (GCWR)<sup>2</sup> of Sierra Heavy Duty have increased for 2020. For small-business and commercial buyers, this has potential registration implications. Trucks over 10,000 lbs GVWR require a Department of Transportation number and trucks over 26,000 lbs GCWR require a Commercial Driver's License. Contact the Department of Transportation to determine if additional registration or licensing is required.

ENGINE SPECIFICATIONS								
Engine	Bore & Stroke (in./mm)	Block Material	Cylinder Head Material	Compression Ratio	Valvetrain	Fuel Delivery	Horsepower	Torque
6.6L V8 Turbo Diesel (L5P)	4.05 x 3.89 / 103 x 99	Cast iron	Cast aluminum	16 : 1	Overhead valve, four valves per cylinder	Common-rail direct fuel injection	445 @ 2800	910 @ 1600
6.6L V8 Gasoline (L8T)	4.06 x 3.86 / 103.25 x 98	Cast iron with nodular iron main caps	Cast aluminum	10.75 : 1	Overhead valve, two valves per cylinder, Variable Valve Timing	Direct fuel injection	401 @ 5200	464 @ 4000

TRANSMISSION SPECIFICATIONS													
Transmission Type	Gear Ratios (1)	First	Second	Third	Fourth	Fifth	Sixth	Seventh	Eighth	Ninth	Tenth	Reverse	Final Drive Ratio
Allison <sup>®</sup> 10-speed automatic (6.6L Turbo Diesel)	10L1000	4.54	2.87	2.06	1.72	1.48	1.26	1.00	0.85	0.69	0.63	4.54	3.42
6L90 6-speed automatic (6.6L gas)	6L90	4.03	2.36	1.53	1.15	0.85	0.67	-	-	-	-	3.06	3.73

<sup>1</sup>Requires properly equipped vehicle. Before you buy a vehicle or use it for trailering, carefully review the trailering section of the Owner's Manual. The weight of passengers, cargo and options or accessories may reduce the amount you can tow. <sup>2</sup>Gross Combination Weight Rating (GCWR) when properly equipped; includes weight of vehicle and trailer combination, including the weight of driver, passengers, fuel, optional equipment and cargo in the vehicle and trailer. <sup>3</sup>These maximum payload ratings are intended for comparison purposes only. Before you buy a vehicle or use it to haul people or cargo, carefully review the vehicle loading section of the Owner's Manual and check the carrying capacity of your specific vehicle on the label on the inside of the driver's doorjamb. <sup>4</sup>Maximum Gross Vehicle Weight Rating (GVWR). When properly equipped; includes weight of vehicle, passengers, cargo and equipment.

LEARN MORE ABOUT HOW SIERRA HEAVY DUTY CAN HELP YOU TOW LIKE A PRO AT [GMC.COM/SIERRAHEAVYDUTY](https://gmc.com/sierraheavyduty).

# COLOR YOUR WORLD

## EXTERIOR



<sup>1</sup>Extra-cost color. <sup>2</sup>Not available on Denali. <sup>3</sup>Not available on AT4. <sup>4</sup>Not available on Base Sierra trim.

## INTERIOR

### COLORS

#### CLOTH



Jet Black/Jet Black — Standard on Base Sierra Trim



Dark Walnut/Slate — Standard on SLE




Jet Black/Jet Black — Standard on SLE

#### VINYL



Jet Black/Jet Black — Available on Base Sierra Trim

#### LEATHER APPOINTMENTS



Dark Walnut/Slate Perforated — Standard on SLT



Jet Black/Jet Black Perforated — Standard on SLT



Jet Black/Jet Black Perforated With Kalahari Accents — Standard on AT4



Dark Walnut/Dark Ash Gray Forge Perforated — Standard on Denali



Jet Black/Jet Black Forge Perforated — Standard on Denali

### DETAILS

#### FINISHES



Aegis Patterned Aluminum — Standard on SLE/wSLT



Dark Brushed Aluminum — Standard on AT4



Brushed Aluminum — Standard on Denali

#### DOOR/CONSOLE ACCENTS



Arenite Tone — Standard on SLE



Cypress Wood Tone — Standard on SLT



Technical Appearance — Standard on AT4



Open-Pore Ash Wood — Standard on Denali

See your GMC dealer or [gmc.com](http://gmc.com) for more interior and exterior color details.

# PRECISION-CRAFTED FROM THE GROUND UP

## 3500 HEAVY DUTY SINGLE REAR WHEEL (SRW) MODELS



18" Painted Steel (PYT) — Standard on Base Sierra 3500 Heavy Duty



18" 6-Spoke Aluminum With High-Gloss Black Accents (PYR) — Standard on 3500 HD SLE, SLT and AT4. Available on Base Sierra 3500 Heavy Duty.



20" 6-Spoke Bright Machined Aluminum With Bright Silver Accents (Q7R) — Available on 3500 HD SLE and SLT



20" 6-Spoke Bright Machined Aluminum With High-Gloss Black Accents (PYU) — Available on 3500 HD AT4

## 2500 HEAVY DUTY WHEELS



17" Painted Steel (PYN) — Standard on Base Sierra 2500 Heavy Duty



17" Machined Aluminum (PYQ) — Standard on 2500 HD SLE; Available on Base Sierra 2500 Heavy Duty



18" Painted Steel (PYT) — Available on Base Sierra 2500 Heavy Duty



18" 6-Spoke Machined Aluminum With High-Gloss Black Accents (PYR) — Standard on 2500 HD SLT and AT4; Available on 2500 HD SLE



20" Multidimensional Polished Aluminum (RQA) — Standard on 3500 HD Denali

## 3500 HEAVY DUTY DUAL REAR WHEEL (DRW) MODELS



20" 6-Spoke Bright Machined Aluminum With Bright Silver Accents (Q7R) — Available on 2500 HD SLE and SLT



20" 6-Spoke Bright Machined Aluminum With High-Gloss Black Accents (PYU) — Available on 2500 HD AT4



20" Multidimensional Polished Aluminum (RQA) — Standard on 2500 HD Denali



17" Painted Steel (PYW) — Standard on 3500 Heavy Duty



17" Painted Steel With Chrome Overlay (P06) — Standard on 3500 HD SLE and SLT

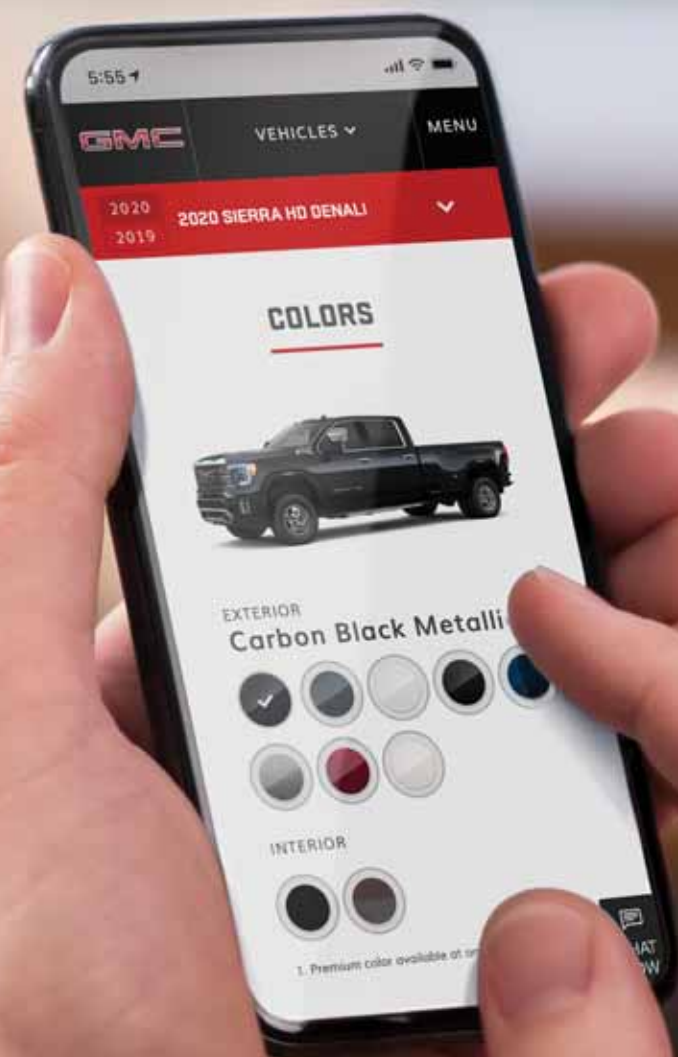


17" Forged Polished Aluminum (RS7) — Standard on 3500 HD Denali DRW; Available on 3500 HD SLT Crew Cab

# YOUR SIERRA HEAVY DUTY STARTS HERE



GMC's smart, comprehensive online tools elevate your shopping experience. Learn more about Sierra Heavy Duty's features, find the model that's right for you and sign up for email updates at [gmc.com/sierraheavyduty](http://gmc.com/sierraheavyduty).



# THE REWARDS OF OWNERSHIP



As rewarding as driving a Sierra Heavy Duty is, the rewards start long before getting behind the wheel. With My GMC Rewards,<sup>1</sup> you can earn and redeem points on a wide array of GMC products and services, including the purchase of a new Professional Grade GMC vehicle. To enroll and learn more, visit [mygmc rewards.com](http://mygmc rewards.com) or use the myGMC app.<sup>2</sup> Then once you're behind the wheel, a GMC Certified Service dealer is there to help your Sierra Heavy Duty live up to its performance promise. GM-trained technicians build upon their meticulous skill with Vehicle Diagnostics<sup>3</sup> and connected technologies to deliver the authentic expertise your GMC deserves.

Top image: Canyon color shown has limited availability. <sup>1</sup>Must be 18 years or older. Points may be earned and redeemed only at participating GM entities, dealers or third-party retailers in the United States (excluding Puerto Rico, the U.S. Virgin Islands or Guam). Points are not earned on taxes or certain fees and expire 5 years from when points are earned. Any unused amount of the voucher will be forfeited. Some restrictions apply. Visit [mygmc rewards.com](http://mygmc rewards.com) to view program Terms and Conditions. <sup>2</sup>Available on select Apple® and Android devices. Service availability, features and functionality vary by vehicle, device and the plan you are enrolled in. Terms apply. Device data connection required. See [onstar.com](http://onstar.com) for details and limitations. <sup>3</sup>Diagnostic capabilities vary by model and plan. Message and data rates may apply. Requires contact method on file and enrollment to receive alerts. Not all issues will deliver alerts. See [onstar.com](http://onstar.com) for details and limitations.



# NOW IT'S PERSONAL



GMC Accessories are the only way to fully personalize your entire Sierra Heavy Duty—inside and out. They're engineered and tested to meet the Professional Grade standards of your Sierra Heavy Duty, as well as your own.

Find a full selection of Sierra Heavy Duty accessories at [gmc.com/accessories](https://gmc.com/accessories).

Accessory wheels shown. Use only GM-approved tire and wheel combinations. See [gmc.com/accessories](https://gmc.com/accessories) for important tire and wheel information, or see your dealer.

KICKER® accessory speakers shown above have a limited warranty by KICKER® (non-GM warranty), 3 years/36,000 miles (whichever comes first). For more information, contact your dealer.



# PROFESSIONAL GRADE IS OUR DNA



SIERRA HEAVY DUTY

CANYON

SIERRA

YUKON

TERRAIN

ACADIA

Canyon color shown has limited availability.

# DRIVE THE CONVERSATION

## NEW VEHICLE LIMITED WARRANTY

**3-YEAR/36,000-MILE BUMPER-TO-BUMPER LIMITED WARRANTY** GMC will warrant each 2020 Sierra Heavy Duty from bumper to bumper for 3 years/36,000 miles (whichever comes first; see dealer for details), with no deductible, from the original in-service date of the vehicle, for warrantable repairs that are required as a result of defects due to materials and/or workmanship. Cosmetic corrosion resulting from defects is also covered under the Bumper-to-Bumper Limited Warranty. In addition, rust-through corrosion will be covered for 6 years/100,000 miles (whichever comes first; see dealer for details).

**POWERTRAIN LIMITED WARRANTY** Every 2020 Sierra Heavy Duty comes with a 5-year/60,000-mile (whichever comes first) transferable Powertrain Limited Warranty. 24/7 Roadside Assistance and Courtesy Transportation are also offered for the duration of the Powertrain Limited Warranty. Sierra 2500 and 3500 Series Heavy-Duty (HD) pickups equipped with a 6.6L Duramax Turbo Diesel engine are covered by a 5-year/100,000-mile (whichever comes first) transferable Powertrain Limited Warranty. 24/7 Roadside Assistance and Courtesy Transportation are also offered for the duration of the Powertrain Limited Warranty. Please see your GMC dealer for details.

## ONSTAR® AND GMC CONNECTED SERVICES

Connected vehicle services require a paid connected vehicle services plan or trial, connected hardware, vehicle electrical system (including battery), wireless service and GPS satellite signal to be available and operating for features to function properly. OnStar acts as a link to existing emergency service providers. Visit [onstar.com](http://onstar.com) for coverage map, details and system limitations.

## GMC CERTIFIED SERVICE

To help your Sierra Heavy Duty live up to its performance promise, GMC Certified Service—found exclusively at your GMC dealer—is there. With all the engineering excellence in Sierra Heavy Duty, GM-trained technicians have the expertise to care for it.

## ADDITIONAL NOTES

**A NOTE ON CHILD SAFETY** Always use seat belts and the correct child restraint for your child's age and size, even with airbags. Even in vehicles equipped with the Passenger Sensing System, children are safer when properly secured in a rear seat in the appropriate infant, child or booster seat. Never place a rear-facing infant restraint in the front seat of any vehicle equipped with an active frontal airbag. See the Owner's Manual and the child safety seat instructions for more safety information.

**TRAILERING AND OFF-ROAD DRIVING INFORMATION** Please go to [gmc.com](http://gmc.com) and carefully review the vehicle Owner's Manual for important safety information about trailering or off-road driving in your vehicle.

**FLEET ORDERS** Some standard content may be deleted on fleet orders. See dealer for details.

**ENGINES** GMC products are equipped with engines produced by GM Powertrain or other suppliers to GM worldwide. The engines in GMC products may also be used in other GM makes and models.

**GMC.COM** See more of Sierra Heavy Duty on our website: [gmc.com/sierraheavyduty](http://gmc.com/sierraheavyduty). More photos and information; hot links to related subjects; convenient dealer locator; pricing guide, spec out your own vehicle. Or call 1-800-GMC-8782.

**IMPORTANT WORDS ABOUT THIS CATALOG** We have tried to make this catalog comprehensive and factual. We reserve the right, however, to make changes at any time, without notice, in prices, colors, materials, equipment, specifications, models and availability. Specifications, dimensions, measurements, ratings and other numbers in this catalog and other printed materials provided at the dealership or affixed to vehicles are approximations based on design and engineering drawings, prototypes and laboratory tests. Your vehicle may differ due to variations in manufacture and equipment. Since some information may have been updated since the time of printing, please check with your GMC dealer for complete details. GMC reserves the right to lengthen or shorten the model year for any product for any reason or to start and end model years at different times. Certain vehicle features may lose their usefulness over time due to obsolescence from technological changes. Unless otherwise noted, all claims based on GM Large Pickup segment and latest available competitive information at time of printing. Excludes other GM vehicles.

**AN IMPORTANT NOTE ABOUT ALTERATIONS AND WARRANTIES** Installations or alterations to the original equipment vehicle (or chassis) as distributed by General Motors are not covered by the General Motors New Vehicle Limited Warranty. The special body company, assembler, equipment installer or upfitter is solely responsible for warranties on the body or equipment and any alterations (or any effect of the alterations) to any of the parts, components, systems or assemblies installed by GM. General Motors is not responsible for the safety or quality of design, features, materials or workmanship of any alterations by such employers.

**ASSEMBLY** GMC vehicles and their components are assembled or produced by different operating units of General Motors, its subsidiaries or suppliers to GM worldwide. We sometimes find it necessary to produce GMC vehicles with different or differently sourced components than originally scheduled. Since some options may be unavailable when your vehicle is assembled, we suggest you verify that your vehicle includes the equipment you ordered and that, if there were changes, they are acceptable to you.

**GMMOBILITY.COM (1-800-323-9935)** GM Mobility offers financial assistance for eligible adaptive equipment to make automotive travel easier for persons with disabilities or special transportation needs. To learn more about special GM Mobility offers, visit [gmmobility.com](http://gmmobility.com).

©2019 General Motors. All rights reserved. GM, the GM logo, GMC, the slogans, emblems, vehicle model names, vehicle body designs and other marks appearing in this catalog are the trademarks and/or service marks of General Motors, its subsidiaries, affiliates or licensors. Facebook is a registered trademark of Facebook, Inc. Twitter is a registered trademark of Twitter, Inc. YouTube is a registered trademark of Google LLC. Instagram is a registered trademark of Instagram, LLC. Android Auto is a trademark of Google LLC. Apple, CarPlay, iPhone and Siri are registered trademarks of Apple, Inc. Sirius, XM and all related marks and logos are trademarks of SiriusXM Radio, Inc.



**GMC.COM**