

ALL NEW ALL 'JEEP'

'Jeep' Wagoneers





A totally new station wagon . . . the 'Jeep' Wagoneer. Unlike competitive commercial and passenger car wagons whose designs change back and forth with each successive season, the 'Jeep' Wagoneer is the culmination of a continuous testing, improvement and development program, behind which stands the proven reputation of 'Jeep' vehicle ruggedness, power and dependability.

The Wagoneer is not a converted passenger car with a tailgate thrown in, nor a modified truck with windows—the all new 'Jeep' Wagoneer was conceived and designed as a wagon, and built as a wagon from its wheels to its reinforced roof. Outside and in—from the orderly contour of its body design to the balanced harmony of its interior trim—the clean-lined 'Jeep' Wagoneer is *more* than just another new vehicle. Here is new beauty . . . new value . . . new comfort and convenience . . . everything a wagon owner could want. You have a choice of 2 and 4-wheel drive models . . . 2-door and 4-door body styles. Automatic transmission is available—a 'Jeep' exclusive in 4-wheel drive models. You get new riding smoothness with soft low rate springs. Power brakes and power steering are available. Interiors as durable as they are beautiful, positive safety door locks, depressed-center steering wheel plus other safety features, extra head and leg room, make the 'Jeep' Wagoneer the world's most sensible family car. There's power aplenty too! The 'Jeep' TORNADO-OHC engine, the only American-made automotive engine providing the multiple advantages of overhead camshaft design, has the power to pull heavy loads . . . with the Wagoneer's extra-rugged rear suspension to support them.

Styled for beauty . . . *built for duty!* The 'Jeep' Wagoneer is your smartest wagon buy.




ALLNEW ALL 'JEEP'

'Jeep' Wagoneer



'Jeep' Wagoneer 4-Door Deluxe Station Wagon in President Red. Available in 2 or 4-wheel drive.

INTERIOR High-style, rich interiors are yours in the Deluxe 'Jeep' Wagoneer. Wide seats, uncluttered floor (the easy-to-reach 4-wheel drive selector lever is the only floor-mounted control), abundance of head and leg room, rich-looking carpet and seat fabrics with longer-wear qualities for continued good looks. All windows, except the rear quarter, are roll-down type, even the tailgate window. And electric tailgate window actuation with front and rear controls is available.



Clean as a whistle . . . and just as apt to attract attention. That's descriptive of the functional beauty—inside and outside—of the 'Jeep' Wagoneer 4-Door Station Wagon. Here's a multi-use family car that's never out of place. For hunting and fishing, shopping and the daily chores, the big dress-up occasions . . . your 'Jeep' Wagoneer is always in its element. And best of all, under that handsome exterior, you'll discover all the 'Jeep' reliability and ruggedness that tell you you've got more than just an ordinary station wagon.

Clean undercarriage—with frame-protected control arms and front torsion bars, and no exposed axle shafts—assures ample road clearance under virtually all conditions. All lower body sills and underbody structural members are galvanized for rust prevention. And with new, simplified 'Jeep' 4-wheel drive (combined with automatic transmission if you want it) your Wagoneer handles the toughest off-the-road jobs. It's designed to take chains on all four wheels for added ground-gripping traction.

Wilby Polify Rd - Hack - 2/63

'Jeep' Wagoneer

ALL NEW ALL 'JEEP'




People or payload, the 'Jeep' Wagoneer is prepared to carry both. Six broad-shouldered adults ride comfortably with room left over for cargo. There's plenty of head and leg room, and narrow windshield pillars mean no strain to see in any direction through the big "pano-scopic" windows. Doors that open wider than on any other station wagon—a full 82 degrees—and elimination of knee-knocking front-entrance "dog leg" make entering and leaving the 'Jeep' Wagoneer almost as easy as getting in and out of a stall shower. With the spare carried under the floor, and a handy tool compartment in the side quarter, the Wagoneer makes best use of interior space to give you more cargo room while reducing overall size. The sensational new 'Jeep' TORNADO-OHC engine (America's only overhead cam automotive engine) assures top performance on regular fuel.



INTERIOR Attractively finished interiors harmonize with exterior colors. Easy-to-clean Vinyl fabrics cover comfortable high-riding seats. Conveniently clustered control knobs placed for easy access add to interior beauty of the 'Jeep' Wagoneer. Placement of foot-operated parking brake and controls for lights and electric windshield wipers contribute to safety and convenience. Cigar lighter and dual sun visors are standard.



'Jeep' Wagoneer 2-door Station Wagon
in Sierra Blue. Available in 2 or 4-wheel drive.



SUSPENSION SYSTEM For better handling and an improved ride, the 'Jeep' Wagoneer is equipped with an advanced-design independent front suspension system. Available in 4-wheel drive models too—another 'Jeep' exclusive. Front driving independent wheel axle with protected torsion bars and enclosed axle shafts provides the ultimate in extra 4-wheel drive traction and still retains the unparalleled comfort of front independent suspension. And don't bother to look for this feature on competitive 4-wheel drive wagons . . . you won't find it anywhere!

SELECTOR DRIVE LIGHTS Never any confusion about drive selection in the new 'Jeep' Wagoneer. Easy-to-read lights let you know when your Wagoneer is in 4-wheel drive. Lights are logically located where outside glare cannot interfere with readability, directly above the single lever which actuates the Wagoneer's new silent transfer case. Four lights optional, two lights (4WD and neutral) standard.

LOADSPACE Look at the loadspace in a 'Jeep' Wagoneer, and you immediately recognize another superior Wagoneer feature! In the 2-door model, with the front 1/3 seat tipped forward and rear seat removed, you have a roomy 107 cu. ft. of cargo space for loads up to 1,200 lbs.—more usable space than any competitive vehicle of comparable wheelbase, plus bigger tailgate opening than competitive models.

DOOR OPENINGS The doors of the 'Jeep' Wagoneer are designed for the people who use them. The widest-opening doors in the industry—a full 82-degree swing—plus such obvious bruise-eliminators as door frames without the "dog leg" make the 'Jeep' Wagoneer a joy to enter when you want to, and to leave when you have to. No more squeezing, sliding, knee-ducking gymnastics!




FOR SURE POWER OR SHEER PLEASURE...THE ALL NEW ALL 'JEEP' Jeep Wagoneer

HANDLING EASE Ruggedness, roadability and handling ease are a "must" in a family station wagon. With its compact turning radius of 19 feet, 2 inches, the Wagoneer handles like a much lighter vehicle, gives you greater maneuverability. In off-the-road situations this can mean the difference between getting where you want to go the easy way, and not getting there at all.


ALTERNATOR Typical of the advanced design of the all new 'Jeep' Wagoneer is its alternator. A major electrical system improvement, this component insures extra long range economy and dependability. Unlike the conventional generator, the alternator supplies ample electric current while engine is idling, even with electrical accessories in use! Makes battery last longer and helps assure faster starts in winter months.

COMPASS Most cars don't really need a compass to help guide them. But then most cars don't go all the places a 'Jeep' vehicle goes . . . places where no road signs exist because there are no roads. So your 'Jeep' Wagoneer Station Wagon with 4-wheel drive has a compass as standard equipment, mounted high on the instrument panel for easy reading.

LEG & HEAD ROOM There's big-comfort riding room for six good-sized adults in the 'Jeep' Wagoneer. Its new long, low look hasn't robbed you of head room, arm or leg room either. Seat cushions are a generous 19 inches from back rest to knee bend . . . more than you'll find in any competitive station wagon. Ride anywhere in your 'Jeep' Wagoneer . . . and enjoy getting there. Rugged frame protects vehicle, passengers and contents . . . gives you added security all around.



ENGINE



'JEEP' TORNADO-OHC ENGINE. The biggest automotive engineering news of 1962 was the announcement of the 'Jeep' TORNADO-OHC engine . . . biggest 6 of 62. With its exclusive overhead cam design, "Tufftrided" crankshaft, spheroidal combustion chambers, ventilated crankcase and extra large valves, the TORNADO-OHC has yet to be matched by any competitive automotive manufacturer. It's the powerful good friend of every 'Jeep' Wagoneer owner.

ENGINE DETAIL. The TORNADO-OHC 6-cylinder engine produces 210 lbs. ft. of torque @ 1,750 R.P.M., 140 H.P. @ 4,000 R.P.M., with 230 cu. in. displacement and 8.5:1 compression ratio.

OVERHEAD CAM DESIGN. The only American made automotive engine with overhead cam design, the TORNADO-OHC has fewer moving parts, therefore requires less maintenance and has less chance of mechanical failure than conventional-design engines. Horsepower is properly applied so that the TORNADO delivers peak performance (higher torque at lower R.P.M.), to give you longer engine life and lower maintenance costs. Designed for economy, the TORNADO-OHC has lower fuel consumption while using regular gas.

MAINTENANCE FEATURES

6,000-MILE OIL CHANGE. The TORNADO engine provides the kind of economy and convenience that people associate with the 'Jeep' name. With the TORNADO under the hood of your all new 'Jeep' Wagoneer, oil changes occur at 6,000-mile intervals for a sizeable savings in time and money.

30,000-MILE LUBRICATION. Advanced engineering permits the 'Jeep' Wagoneer owner the luxury of avoiding trips to the grease rack for a remarkable 30,000 miles. For the average owner, that's nearly three years of driving.

COLORS



White Cap



Spruce Tip Green



Parkway Green



President Red



Nordic Blue



Sierra Blue




Parade Blue



Jet Line Grey



Tree Bark Brown



Amber Metallic

EXTERIOR. With the 'Jeep' Wagoneer you have a choice of 10 attractive metallic and non-metallic body colors. All are high-gloss enamel finishes with lasting qualities for long weather resistance and enduring beauty.



Nordic Blue



Sylvan Green



Amber Metallic

INTERIOR. The interior of your Wagoneer is finished in one of three low-gloss paints for the reduction of glare and eye fatigue. Low gloss interior finishes harmonize with exterior paints. Sylvan green with exterior greens. Nordic blue with exterior blues. Amber metallic with all others.

OPTIONAL

- ✓ Alternator 40-60 Amp. (35 Amp. Standard)
- ✓ Automatic Transmission (Both 2 and 4-Wheel drive)
- Independent Front Suspension (Standard on 2-Wheel drive)
- Overdrive (2-Wheel drive only)
- Power Brakes
- Power Steering
- Drive Line Brake (4-Wheel drive only)
- Powr-Lok. Differential (Rear axle)
- Oil Bath Air Cleaner (One Pint)
- Locking Gas Cap
- Front-mounted Winch (4-Wheel drive only)
- Magnetic Drain Plug
- Power Take-Off
- Governor
- Kilo Speedometer
- ✓ Electric-operated Tailgate Glass
- ✓ Dual Speed Electric Windshield Wipers and Washer
- ✓ Fresh Air Heater and Defroster
- Electric Clock
- ✓ Back-up Lights
- Push Button Radio
- ✓ Parking Brake Light Indicator
- Compass (2-WD)
- Transfer Case Indicator Lights (4)
- ✓ Chrome Outside Rear View Mirror
- Padded Dash Panel
- ✓ Seat Belts
- ✓ E-Z-Eye Windshield Glass
- ✓ Glove Box Light

EQUIPMENT

DELUXE INTERIOR and EXTERIOR TRIM PACKAGE

INTERIOR

Carpet Floor Covering (Front Seat Area)
Carpet Floor Covering (Rear Seat Area)
Deluxe Headlining
Deluxe Trim
Front and Rear Arm Rests with Chrome Trim
Deluxe Trim on Seat Back and Front Seat
Floor Covering (Cargo Area)
Deluxe Door Trim Panels
Wheelhouse Covers
Chrome Control Knobs
Rear Seat Chrome Ash Tray
Courtesy Lights
Chrome Rear View Mirror
Chrome Instrument and Radio Speaker Mouldings
Chrome Cigar Lighter
Foam Seat Cushions
Deluxe Horn Ring

EXTERIOR

Chrome Grille
Door Frames with Stainless Steel Trim
Stainless Steel Windshield Mouldings
Wheel Rings

4-WHEEL DRIVE

It's hard to find places where 'Jeep' Wagoneer with 4-wheel drive can't go. Your destination can be just about anywhere . . . with its newly-designed simplicity of operation, the 4-wheel drive Wagoneer will take you there.

One simple lever located within easy reach is actuated with a flick of the wrist . . . just as easy as it can be! Gone is the cumbersome, space-consuming maze of controls formerly associated with 4-wheel drive. You are doubly assured of smoother shifting with new-design hydraulic clutch operation. And even with 4-wheel drive, the 'Jeep' Wagoneer is still inches lower than any comparable wagon similarly equipped.

Mud, muck, sand or snow . . . nothing stops your 'Jeep' Wagoneer with 4-wheel drive.

AUTOMATIC TRANSMISSION

The 'Jeep' Wagoneer offers you the option of automatic transmission in both 2 and 4-wheel drive models. No more clutch to worry about, just step on the gas and you go . . . anywhere!

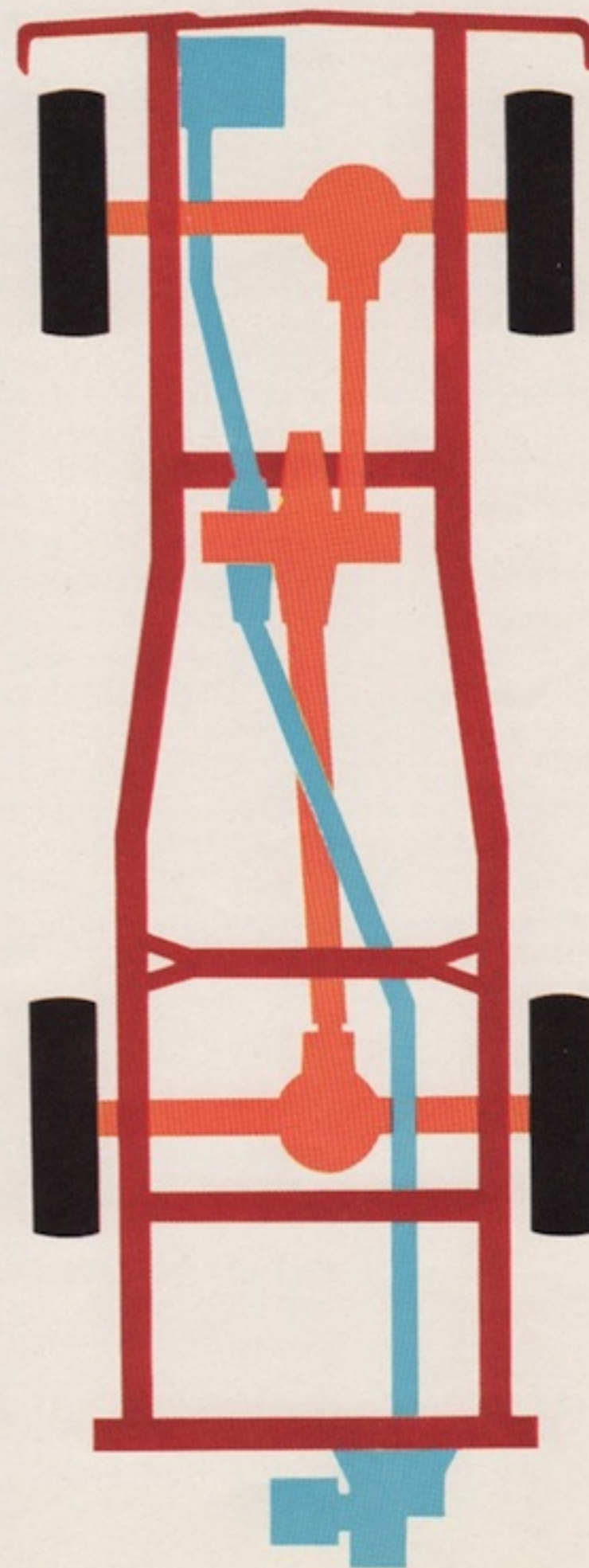
And when you find yourself in a situation where 4-wheel drive is needed, an easy flick of a single lever gives you power to all four wheels. And, there are lights mounted on the instrument panel to tell you when 4-wheel drive is in operation or disengaged. It's so simple to do, even the ladies will look forward to the times when they can use it. This is new ease of operation you can't find in other wagons. There is no other 4-wheel drive wagon on the market that offers automatic transmission . . . only the 'Jeep' Wagoneer!

POWER TAKE-OFF

Here is another "plus" that makes the 'Jeep' Wagoneer 4-wheel drive Station Wagon undisputed champion of its class. Now, when family fun is finished, the Wagoneer with power take-off can shoulder its share of the chores. A variety of 'Jeep' Approved Special Equipment is available for use with power take-off.

Power take-off permits use of Approved Special Equipment for a broad variety of extra jobs . . . making your 'Jeep' Wagoneer Station Wagon valuable as an investment, and not family transportation alone.

Get a 'Jeep' Wagoneer and you're loaded with power and ready for anything.



SPECIFICATIONS

G.V.W. (2WD) 4200 lbs., (4WD) 4500 lbs. WHEELBASE110 in.
OVERALL LENGTH183.66 in. OVERALL WIDTH75.6 in.
OVERALL HEIGHT (Curb) 64.0 in. (2WD) TREAD57 in.
64.2 in. (4WD)

AXLES Front: Driving Hypoid and Non-Driving, 2,500 lbs. capacity. Rear: Hypoid, capacity 3,000 lbs. Ratios: 4.09:1 Standard; 3.73:1 Automatic; 4.27:1 with Overdrive.

BRAKES Service: Hydraulic, 11 in. x 2 in. drum, total effective area 161.16 sq. in. (Power brakes optional).

CLUTCH Hydraulic actuation single dry plate with torsional damping.

COOLING Thermostat controlled water circulation. Radiator and fan are ample to insure cooling under the most difficult conditions.

ELECTRICAL Battery: 50 Amp. hour, 12-volt. Alternator 35 Amp. capacity, transistorized voltage and current control to insure battery charging from idle and long trouble-free life.

ENGINE Tornado-OHC: 6-cyl. Overhead cam. Bore and stroke 3.34 in. x 4.38 in. Displacement 230 cu. in. Max H.P. 140 @ 4,000 R.P.M. Torque 210 lbs. ft. @ 1,750 R.P.M. Compression ratio 8.5:1.

FRAME Deep web, wide flange, lightweight pressed steel channel, 5 crossmembers.

FUEL TANK Capacity 20 gallons, mounted amidship to decrease weight transfer.

SHOCK ABSORBERS Direct-acting, heavy-duty hydraulic.

STEERING Efficient cam and lever, overall ratio 24.1. Power steering optional.

SUSPENSION (2WD) Front: Long torsion bar acting through top "A" frame (optional in 4WD). (4WD) Front: Leaf springs. Rear: Semi-elliptical 4-leaf springs with additional anti-windup top half leaf.

TIRES (4WD) 7.10 x 15, 4 PR standard. (2WD) 6.70 x 15 4 PR. Other sizes optional.

TRANSFER CASE (4WD only) 2-Speed, Ratios: 1.00:1; 2.03:1. One speed easy shift with automatic transmission.

TRANSMISSION Standard: 3-speed synchromesh, Ratios: (4WD) 1st—2.798:1, 2nd—1.551:1, 3rd—1.000:1, Reverse—3.798:1, (2WD) 1st—2.571:1, 2nd—1.550:1, 3rd—1.000:1, Reverse—3.489:1. Automatic optional, torque convertor and 3 ratios. Overdrive optional (2WD only).

WEIGHT, CURB with standard equipment (2WD 2-door) 3496 lbs., (2WD 4-door) 3546 lbs., (4WD 2-door) 3668 lbs., (4WD 4-door) 3701 lbs.

WHEELS 5, disc type, 15 x 5.5 k. 5 stud.

(Specifications subject to change without notice)

Jeep

VEHICLES®

BUILT BY—AND ONLY BY—
WILLYS MOTORS, INC., TOLEDO 1, OHIO
WILLYS-OVERLAND EXPORT CORP., TOLEDO 1, OHIO
WILLYS OVERSEAS S. A.
ZUG, SWITZERLAND
WILLYS OF CANADA, LTD.
WINDSOR, ONTARIO

4 wh. dr. - #400

FWD

Custom

4 Door 3097.00

200.00 auto water

Power

67.00 heater

15.00 Directional
signals

35.00 power brake

66.00 power steering

TOTAL - 3480.00
TO

FROM