



2020 RAM COMMERCIAL

# PURE CAPABILITY.

AMERICA'S  
MOST EFFICIENT  
WORK VAN<sup>1</sup>



**MOTORTREND**  
TRUCK OF THE YEAR 2020<sup>®</sup>

AMERICA'S LONGEST LASTING  
HEAVY-DUTY PICKUPS<sup>2</sup>

Ram Chassis Cab shown with aftermarket upfit.



## THIS IS THE RAM COMMERCIAL FAMILY: RELENTLESS STRENGTH. REFINED VERSATILITY. TOTAL CAPABILITY.

### RAM CHASSIS CAB

3500/4500/5500

**BEST-IN-CLASS:** AVAILABLE MAX DIESEL TRAILERING:  
29,770 LB (4500)<sup>3</sup>  
35,220 LB (5500)<sup>4</sup>

**BEST-IN-CLASS:** AVAILABLE MAX DIESEL GCWR:  
37,500 LB (4500)<sup>3,5</sup>  
43,000 LB (5500)<sup>4,5</sup>

AVAILABLE MAX DIESEL TORQUE: 800 LB-FT

MORE ON PAGE 4

### RAM HEAVY DUTY

2500/3500

2020 MOTORTREND TRUCK OF THE YEAR<sup>®</sup>  
AMERICA'S LONGEST LASTING  
HEAVY-DUTY PICKUPS<sup>2</sup>

**BEST-IN-CLASS:** STANDARD GAS HORSEPOWER: 410 HP<sup>6</sup>  
AVAILABLE MAX DIESEL TORQUE: 1,000 LB-FT (3500)  
AVAILABLE MAX DIESEL TOWING: 35,100 LB (3500)<sup>7</sup>

MORE ON PAGE 9

### RAM LIGHT DUTY

1500

MOST AWARDED LIGHT-DUTY TRUCK IN AMERICA<sup>®</sup>  
LARGEST BRAKES IN ITS CLASS<sup>8</sup>  
**BEST-IN-CLASS:** AVAILABLE DIESEL TOWING: 12,560 LB<sup>9</sup>  
**BEST-IN-CLASS:** AVAILABLE DIESEL TORQUE: 480 LB-FT<sup>9</sup>  
AVAILABLE MAX V8 TOWING: 12,750 LB<sup>7</sup>  
MAX PAYLOAD: 2,300 LB<sup>7</sup>

MORE ON PAGE 15

#### 1500 CLASSIC

MAX TOWING: 10,680 LB<sup>7</sup>  
MAX PAYLOAD: 1,920 LB<sup>7</sup>

MORE ON PAGE 24

### RAM PROMASTER<sup>®</sup>

CARGO VAN/CHASSIS CAB/CUTAWAY

**CLASS-EXCLUSIVE:** STANDARD FRONT-WHEEL DRIVE<sup>10</sup>  
**BEST-IN-CLASS:** STANDARD CARGO HEIGHT: 66.3 IN<sup>10</sup>  
**BEST-IN-CLASS:** WIDTH BETWEEN WHEEL WELLS: 56 IN<sup>10</sup>  
**BEST-IN-CLASS:** MAX CARGO WIDTH: 75.6 IN<sup>10</sup>  
**BEST-IN-CLASS:** LOWEST LOAD FLOOR HEIGHT<sup>10</sup>  
**BEST-IN-CLASS:** TURNING DIAMETER: 36.3 FT (118-IN WHEELBASE)<sup>10</sup>  
**BEST-IN-CLASS:** MAX PAYLOAD: 4,680 LB (CARGO VAN)<sup>10</sup>  
MAX TOWING: 6,910 LB (CARGO VAN)<sup>7</sup>

MORE ON PAGE 26

### RAM PROMASTER CITY<sup>®</sup>

CARGO VAN/PASSENGER WAGON

**BEST-IN-CLASS:** CARGO CAPACITY: 131.7 CU FT (CARGO VAN; BEHIND FIRST ROW)<sup>11</sup>  
**BEST-IN-CLASS:** PAYLOAD: UP TO 1,890 LB (CARGO VAN)<sup>11</sup>  
**BEST-IN-CLASS:** HORSEPOWER: 178 HP<sup>11</sup>  
**BEST-IN-CLASS:** TORQUE: 174 LB-FT<sup>11</sup>  
**BEST-IN-CLASS:** MAX GVWR: 5,395 LB<sup>11,12</sup>

MORE ON PAGE 31

<sup>1</sup>All disclosures can be found on the last page.

# SOLID SUPPORT.



**RAM COMMERCIAL: SUPPORTING YOU AND YOUR BUSINESS. EVERYWHERE.** For 2020, this portfolio brings toughness, refinement—and outstanding support. The facts: strong frame strength and robust towing for 2020 Ram 1500. Impressive work-ready capability and a smooth-shifting 8-speed transmission for 2500/3500 pickups. Incredible towing, payload, GCWR and GVWR for Chassis Cab. Stellar versatility and a wealth of commercial-grade assets for Ram ProMaster® models. Innovative standard and available technology to make trailering easy and secure. Available and state-of-the-art Ram Telematics™. Standing out with numerous best-in-class strengths, this is the solid support that every business needs. Get more at [ramtrucks.com/commercial](https://ramtrucks.com/commercial)

# RAM 4500/5500 CHASSIS CABS



Shown with aftermarket upfit.



**360 HORSEPOWER**  
**800 LB-FT OF TORQUE**

**TOP-TIER CREDENTIALS MAKE RAM CHASSIS CAB READY FOR THE TOUGHEST JOBS.** A 2020 Ram 4500/5500 Chassis Cab comes to work with exceptional capability, measured by outstanding figures for towing and hauling, with impressive versatility for available PTO. The numerous assets of Ram Chassis Cab include work-ready GCWR and max trailering numbers, huge available torque from the available Cummins® Turbo Diesel, along with best-in-class oil change intervals<sup>12</sup> across the board.

## RAM 4500 CHASSIS CAB

**BEST-IN-CLASS**  
AVAILABLE MAX DIESEL GCWR: **37,500 LB<sup>3,5</sup>**  
**BEST-IN-CLASS**  
MAX GAS GCWR: **28,500 LB<sup>3,5</sup>**

**UNSURPASSED-IN-CLASS 4 MAX GVWR: 16,500 LB<sup>3,5</sup>**

**BEST-IN-CLASS** Available Max Diesel Trailering: **29,770 lb<sup>3</sup>**  
**BEST-IN-CLASS** Max Gas Trailering: **21,540 lb<sup>3</sup>**

## RAM 5500 CHASSIS CAB

**BEST-IN-CLASS**  
AVAILABLE MAX DIESEL GCWR: **43,000 LB<sup>4,5</sup>**  
**BEST-IN-CLASS**  
MAX GAS GCWR: **28,500 LB<sup>4,5</sup>**

**UNSURPASSED-IN-CLASS 5 MAX GVWR: 19,500 LB<sup>4,5</sup>**

**BEST-IN-CLASS** Available Max Diesel Trailering: **35,220 lb<sup>4</sup>**  
Max Gas Trailering: **21,490 lb<sup>4</sup>**

# STRENGTH AND CAPABILITY: RAM 4500/5500 CHASSIS CABS.

**A TOUGH BACKBONE YOU CAN BUILD ON.** All Ram Chassis Cabs are designed for robust performance and no-nonsense service over the miles and over the years. Mechanical strengths of Ram 4500/5500 Chassis Cab models start with unsurpassed rear-frame steel strength of 50,000 psi,<sup>12</sup> and include a front engine crossmember comprised of 63,000-psi steel and a cast iron front track bar bracket. All models feature hydroformed front rail sections and 50,000-psi rear C-channel frame rails with eight separate crossmembers.

**FRONT SUSPENSION STRENGTH.** Ram 4500/5500 models feature a robust five-link coil spring front suspension and beam axle; shock absorber tuning is unique to each Chassis Cab wheelbase-and-engine combination.

Ram 4500/5500 Chassis Cabs offer an optional Heavy-Duty Front Suspension Package, recommended for any vehicle with a forward-biased weight upfit (like an aerial boom or our Snow Plow Package). It beefs up capability with taller springs, higher spring rates and a strengthened engine crossmember.

**REAR SUSPENSION TECHNOLOGY.** What works is what's been long proven: our two-stage longitudinal leaf springs have been ideally tuned to maintain impressive payload and towing capacities, engineering that helps retain vehicle attitude at load and which provides handling benefits in terms of roll steering and overall vehicle dynamics.

**MAX TRAILERING IS WHAT IT SHOULD BE.** These workers are built to tow. For Ram 4500 Chassis Cab with the 6.4L HEMI® V8, towing reaches up to 21,540 lb<sup>7</sup>; with the available 6.7L Cummins,<sup>8</sup> it's up to 29,770 lb<sup>7</sup>. Towing with a Ram 5500 Chassis Cab with the HEMI V8 maxes out at 21,490 lb<sup>7</sup>; with the available Cummins, it's up to a remarkable 35,220 lb<sup>7</sup>.

**OUTSTANDING POWER.** Run the numbers, and you're running with stream-lined capability. Unsurpassed-in-class 4 max GVWR with gas or diesel power is 16,500 lb<sup>9,5</sup>; unsurpassed-in-class 5 max GVWR is a solid 19,500 lb<sup>4,5</sup>.

**MEASURING UP, WITH BEST-IN-CLASS GCWR:<sup>3,4</sup>** For gas-powered Ram 4500/5500 models, GCWR comes in at 28,500 lb<sup>5</sup>. Opt for a Cummins Turbo Diesel in your Ram 4500 Chassis Cab, and GCWR jumps up to 37,500 lb<sup>5</sup>; our biggest worker with that available Cummins, Ram 5500 Chassis Cab, boasts a max GCWR of 43,000 lb<sup>5</sup>.

**OUR FOCUS ON GETTING IT RIGHT IS UNRELENTING.** It's all about efficient performance in vehicles built for comfort and confidence. Examples: best-in-class diesel and gas oil change intervals<sup>12</sup>: up to 12,500 miles for the available Cummins, and up to 8,000 miles with the standard 6.4L HEMI V8. Available and class-exclusive features include Active Grille Shutters,<sup>13</sup> Adaptive Cruise Control,<sup>14</sup> Trailer Reverse Guidance<sup>15</sup> and 270° Surround-View Camera System.<sup>15</sup> Spec it all out at [ramtrucks.com/commercial](http://ramtrucks.com/commercial)



Shown with aftermarket upfits.

# POWER YOUR PROFITS: RAM 4500/5500 CHASSIS CABS.



▶ **BEST-IN-CLASS STANDARD GAS HORSEPOWER<sup>12</sup>:** count on 370 horsepower backed with 429 lb-ft of torque from the standard 6.4L HEMI<sup>®</sup> V8.

▶ **BEST-IN-CLASS GAS ENGINE OIL CHANGE INTERVALS<sup>12</sup>:** up to 8,000 miles for the standard 6.4L HEMI V8.

▶ **HUGE, REAR-MOUNTED FUEL TANK:** on Ram 4500/5500, the standard fuel tank is 52 gallons.

Shown with aftermarket upfits.

▶ **BEST-IN-CLASS AVAILABLE DIESEL HORSEPOWER<sup>12</sup>:** the Cummins<sup>®</sup> Turbo Diesel churns out 360 horsepower and a no-nonsense 800 lb-ft of torque.

▶ **BEST-IN-CLASS AVAILABLE DIESEL ENGINE OIL CHANGE INTERVALS<sup>12</sup>:** up to 12,500 miles for the Cummins Turbo Diesel.



Shown with aftermarket upfit.



**RAM 4500/5500 CHASSIS CAB** features an ultra-versatile design and a formidable rear-frame steel strength of 50,000 psi. Count on massive torque of 800 lb-ft from the available Cummins Turbo Diesel mated to the class-exclusive AISIN<sup>®</sup> Heavy-Duty automatic.<sup>12</sup> Built for customization, these workers feature helpful inputs and outputs for the Vehicle System Interface Module (VSIM), with access to more than 70 distinctive upfitter features—including lighting outputs and PTO controls with six programmable in-cabin auxiliary switches with combined 135-amp output. Further assets include left- or right-side PTO-mounting capability, seven trailer-tow circuits, and the available and class-exclusive 270° Surround-View Camera System.<sup>15</sup>

# RAM 3500 CHASSIS CABS



Shown with aftermarket upfit.

**RAM 3500 CHASSIS CAB STANDS PROUDLY.** This Ram truck is ready to work. With a mighty exterior and a refined interior, capability is paramount; unsurpassed-in-class max GVWR for gas and available diesel engines,<sup>16</sup> best-in-class standard gas horsepower with the 6.4L HEMI® V8<sup>16</sup> and best-in-class oil change intervals on gas and available diesel engines<sup>13</sup>—peace of mind so you can keep your focus on the job at hand. Invaluable tech features include available class-exclusive 270° Surround-View Camera System,<sup>15</sup> CHMSL camera<sup>15</sup> and Trailer Reverse Guidance.<sup>15</sup>

## RAM 3500 CHASSIS CAB

AVAILABLE  
MAX DIESEL GCWR:  
33,000 LB<sup>5</sup>

MAX GAS GCWR:  
25,000 LB<sup>5</sup>

**UNSURPASSED-IN-CLASS MAX GVWR: 14,000 LB<sup>5,16</sup>**

**BEST-IN-CLASS** Standard Gas Horsepower with 6.4L HEMI V8: **410 hp<sup>16</sup>**  
Available Max Diesel Towing: **25,890 lb<sup>7</sup>**  
Max Gas Towing: **18,950 lb<sup>7</sup>**

# CAPABLE AND FLEXIBLE: RAM 3500 CHASSIS CABS.



Shown with aftermarket upfit.

**THIS FRAME IS READY FOR YOUR UPFIT.** Ram Chassis Cab 3500 models give you a robust and solid platform. Cases in point: a front track bar bracket of cast aluminum; a lower engine crossmember rated at 63,000-psi steel; spring tower reinforcements—of 50,000- and 63,000-psi steel; hydroformed front rail sections; and 50,000-psi rear C-channel frame rails with eight separate crossmembers, including a two-piece front suspension crossmember structure for a longer welded interface and greater frame strength.

**RAM ELECTRICAL SYSTEMS** and associated features completely facilitate upfits. Included: convenient inputs/outputs—all of which are addressable through the SAE J1939-compliant CAN-bus Vehicle System Interface Module, access to over 70 vehicle features (including lighting outputs and PTO controls), seven trailer-tow circuits and six programmable in-cabin switches. The available max dual alternator output is 380 amps with the HEMI® V8 and 440 amps with the Cummins.®

**THE PHYSICS OF 3500 CHASSIS CAB.** It's all here: industry-standard 34-inch frame rail spacing; pre-drilled frame mounting holes; fuel-fill hose through the frame; and under-the-cab DEF tank positioned away from the upfit zone. Smart transmission design gives you left- or right-side PTO mounting—making choices simple and upfits a breeze.

**IT'S ALL ABOUT STELLAR PTO CAPABILITY.** A quick summary shows an abundance of PTO advantages: the auxiliary switch bank offers six buttons. The Mobile Mode RPM Up allows higher RPM (in stationary mode) via steering wheel controls; it eliminates “feathering” the accelerator. The available Cummins provides a choice of two speeds in split-shaft mode; the PTO ramp rate is adjustable via the instrument cluster, plus a Hard-Wire Remote Start/Stop, PTO alarm—and even a “memory” feature for its last known state.



Shown with aftermarket upfits.



# RAM 2500/3500 PICKUPS

AMERICA'S LONGEST LASTING HEAVY-DUTY PICKUPS<sup>2</sup>



UP  
TO

**400 HORSEPOWER**  
**1,000 LB-FT OF TORQUE**  
**35,100-LB TOWING<sup>7</sup>**



**MOTORTREND**  
**TRUCK OF THE YEAR 2020<sup>®</sup>**

**TOTALLY GROUNDED WITH HIGH-STRENGTH STEEL. YOUR CHOICE TO RIDE ON AIR.** Further described on the next page, the class-exclusive available Rear Auto-Level Air Suspension<sup>6</sup> is just the start of an extensive list of commercial-grade advantages. To the items listed below, add the made-for-business and class-exclusive available RamBox<sup>®</sup> Cargo Management System.<sup>6</sup> The finishing touch? Durability and quality so exceptional, only Ram 2500/3500 rank as America's Longest Lasting Heavy-Duty Pickups.<sup>2</sup>

## RAM 2500 PICKUP

AVAILABLE  
MAX DIESEL GCWR:  
27,000 LB<sup>5</sup>

MAX GVWR:  
10,000 LB<sup>5</sup>

**BEST-IN-CLASS** Standard Gas Horsepower: **410 hp<sup>6</sup>**  
**CLASS-EXCLUSIVE** Link Coil Rear Suspension<sup>6</sup>  
**LARGEST-IN-CLASS** Available Fuel Tank: **50 gallons** (Crew Cab only)<sup>6</sup>  
**LARGEST-IN-CLASS** Available Radio Touchscreen: **12 in<sup>6</sup>**  
Available Max Diesel Towing: **19,680 lb<sup>7</sup>**


## RAM 3500 PICKUP

AVAILABLE  
MAX DIESEL GCWR:  
43,000 LB<sup>5</sup>

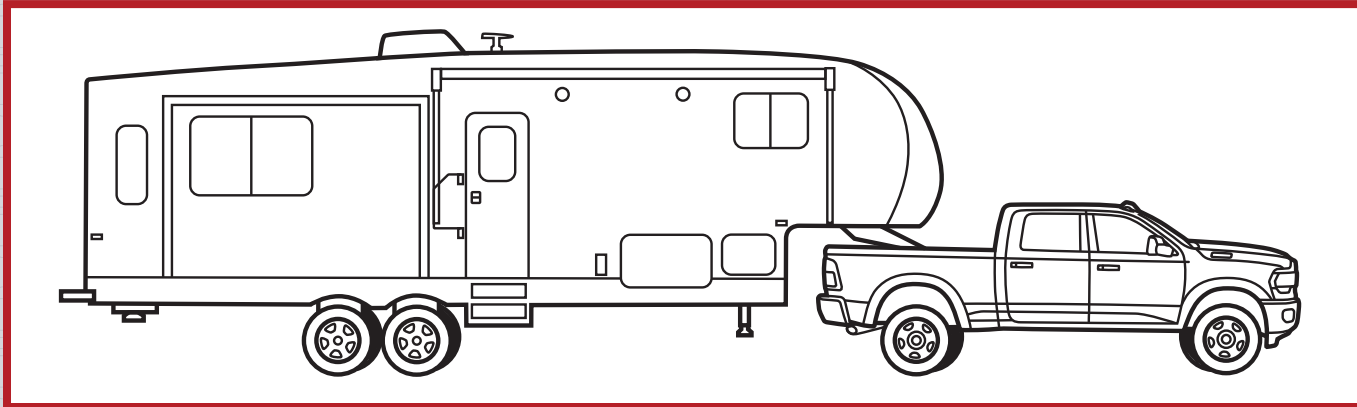
MAX GVWR:  
14,000 LB<sup>5</sup>

**BEST-IN-CLASS** Standard Gas Horsepower: **410 hp<sup>6</sup>**  
**CLASS-EXCLUSIVE** Dual-Rear-Wheel Backup Sensors<sup>6</sup>  
**CLASS-EXCLUSIVE** Available Power Convex Trailer-Tow Mirrors<sup>6</sup>  
Available Max Diesel Towing: **35,100 lb<sup>7</sup>**  
Available Max Diesel Torque: **1,000 lb-ft**

# MUSCLE THAT PERFORMS: RAM 2500/3500 PICKUPS.



**FIFTH-WHEEL/GOOSENECK** varieties of towing rely on pure capability—starting with a strong rear structural crossmember. Note: along with the standard 4-7-pin connector, the factory-installed Fifth-Wheel/Gooseneck Prep Group option includes an additional 7-pin connector integrated into the rear of the bed for easier access.



**ANTICIPATE CONFIDENT HEAVY-DUTY CAPACITY.** The frames for all models in both weight classes benefit from the use of advanced high-strength steel and tough crossmembers, along with the use of aluminum in strategic areas.

**THE FINE-TUNED RAM 2500.** The chassis has a refined suspension tune, featuring shock absorbers and progressive-rate springs configured to help provide a quality ride, regardless of the load. Bushings were engineered for durability and comfort, while smartly designed engine mounts help mitigate Noise, Vibration and Harshness (NVH).

**ONE OF THE BEST MEASURES OF TOWING: THE HITCH.** Hitch receivers for Ram 2500/3500 pickups provide Class V capability. Offered in 2.5-inch size, hitch capacity for Ram 2500 is a robust 19,680 lb<sup>2</sup>; for Ram 3500 pickups, the hitch capacity rating jumps up to 23,000 lb<sup>2</sup>.

**AVAILABLE CLASS-EXCLUSIVE REAR AUTO-LEVEL AIR SUSPENSION<sup>9</sup>** This payload- and tow-friendly asset allows selection between multiple modes. In Payload Mode, load-leveling is improved, so you're assured of a constant and level performance—especially while undertaking serious payload. The system constantly monitors heights on both sides of the vehicle, making critical adjustments in the cases of load shift or changes in road camber.

In Trailer Mode, the system maintains an even vehicle/trailer rake by lowering the rear suspension (about an inch), thus ensuring a parallel relationship between vehicle and trailer. There's also a Bed-Lowering Mode, which brings the rear suspension to its lowest setting for easier trailer hook-up.

# RAM HEAVY DUTY. *LONG-LASTING BY DESIGN.*

Working with the frame and the suspension tuning for Ram 2500 is the TorqueFlite® (8HP75) 8-speed automatic, paired to the 6.4L HEMI® V8. To handle the anticipated towing and payload capacities, the 8HP75 features torque-converter brazing, two gearsets with pinion gears and a heavy-duty park system. Offering a level of shift refinement not usually seen in heavy-duty trucks, it also features fully electronic operation, an innovative and convenient rotary e-shifter, and on-the-fly shift mapping, with more than 40 individual maps to optimize shift quality/points—regardless of load or conditions.



**THE AVAILABLE CLASS-EXCLUSIVE REAR AUTO-LEVEL AIR SUSPENSION SYSTEM.<sup>8</sup>** We invite you to find another suspension system as refined as this one, available only for Ram 2500/3500 Heavy Duty models. This system provides a comfortable ride while increasing control when hauling. The system includes Normal Load-Leveling Mode and the driver-selectable Alternate Ride Height Mode—invaluable for trailer alignment; also included is a Bed-Lowering Mode, which brings the rear suspension to its lowest setting for easier trailer hook-up. The inset at left shows the Air Suspension on a Ram 3500 DRW—where leaf springs are augmented with the axle-mounted air springs.



Toughness is part of the engineering. Count on robust 63,000-psi steel for the engine crossmember.

On 4x4 pickup models, a 9.25-inch front axle features sturdy pinion seals; a refined axle housing minimizes Noise, Vibration and Harshness (NVH).

Durability is built into every Ram pickup. 98.5% of the Heavy Duty frame is comprised of resilient high-strength steel.

Suspension tuning on Ram 2500 includes Frequency Response Damping (FRD) shocks and tough, progressive-rate coil springs.

Conventional hitch capability for a Ram 3500 pickup is a jaw-dropping 23,000 lb.<sup>7</sup> For 2500, capability is rated at 19,680 lb.<sup>7</sup>

RAM HEAVY DUTY. *THE POWER YOU WANT.*



**400 HP 1,000 LB-FT OF TORQUE**

**AVAILABLE CUMMINS® HIGH OUTPUT TURBO DIESEL • THE AISIN® 6-SPEED AUTOMATIC**

With available torque reaching a stunning 1,000 lb-ft, the available Cummins provides stellar capability—yet it weighs some 60 lb less than the previous iteration. Nearly every component in this powerhouse is designed to improve torque responsiveness and capability, from the long-proven cylinder head to the exhaust valves and springs to the rocker arms. Look for forged connecting rods and bearings, pistons with low-friction rings, a variable geometry turbocharger and a tough, 2,000-bar fuel rail.



**410 HP 429 LB-FT OF TORQUE**


**THE 6.4L HEMI® V8 WITH VCT AND MDS • THE 8HP75 8-SPEED AUTOMATIC**

Delivering best-in-class standard gas horsepower,<sup>6</sup> the 6.4L HEMI V8 employs a number of engineering advantages, starting with Variable Cam Timing (VCT), which helps ensure phenomenal towing and payload capability with consistent power across a wide torque band. Efficient by design, the HEMI V8 employs MDS/Fuel Saver Technology (transforming the tough V8 into an efficient 4-cylinder) and interactive Deceleration Fuel Shut-Off.

# TOWING: ALWAYS READY TO GO.



LIGHTS. CAMERAS. ACTION. THESE AVAILABLE FEATURES HELP YOU MASTER THE TOW.




ACTIVE FORWARD LIGHTING SYSTEM

TRAILER CAMERA WITH DISPLAY<sup>17</sup>



SELF-LEVELING AIR SUSPENSION

BED-LOWERING MODE WITH AIR SUSPENSION




# NEXT-LEVEL STORAGE SOLUTIONS.

Make your commercial vehicle a Ram pickup, where it's all about using smarter and more efficient ways to handle cargo. Alongside scores of in-cab storage compartments (on all pickup models) is a brilliant and innovative asset: the available RamBox® Cargo Management System, which includes the built-in convenience of a 400-watt, 115-volt power outlet (not available on 1500 Classic). For multiple solutions in a single pickup, welcome to the real-world capability of 2020 Ram trucks.



**115-VOLT POWER OUTLET.** Conveniently located inside the driver's-side RamBox System bin, it's just the power you need for work or recreation.



**STANDARD 4x8 SHEETS FIT.** Opting for the available RamBox Cargo Management System doesn't reduce the cargo-carrying capability you count on. All cargo beds with the RamBox System easily accommodate standard sheets of building materials.

**MANAGE AND SECURE YOUR CARGO.** The RamBox System offers available features like a cargo rail system with four adjustable tie-down cleats to keep your cargo securely in place. Want to separate certain items of cargo? The RamBox System also offers a bed divider that lets you accomplish what the name implies—outstanding cargo management.

**RETRACTABLE BED STEP.** The available Mopar® Bed Step makes getting in and out of your cargo bed easier than ever. A simple foot motion pops it out for easy access; reverse it to tuck it back under the cargo bed. Made of tough steel, it's easily installed and is covered with a slip-resistant rubber coating for sure footing. Available as a factory-installed option or as a stand-alone Mopar Accessory.

**SMART TAILGATE TECHNOLOGY.** An available damped tailgate lets you open it more slowly and close it with less force. The tailgate also features an available power-release function: open it with the key fob button or via in-cabin control on the overhead console. (Not available on 1500 Classic.)

**IN-BED LED LIGHTING.** Controlled by a switch or a key fob button, these available side cargo-bed lights let you load anytime. If your cargo bed is protected by an available tonneau cover, no adjustments are necessary.

# RAM 1500 PICKUP



**THE POLISHED LIGHT-DUTY WORKHORSE.** Ram 1500 is all about capability, comfort and technology. Among its capability advantages: best-in-class standard V6 horsepower.<sup>9</sup> No-nonsense available V8 towing. The available 3.0L EcoDiesel V6 with best-in-class 480 lb-ft of diesel torque.<sup>9</sup> The largest brakes in its class<sup>9</sup>—14.9-inch rotors in front, 14.8-inch rotors in the rear. Ample bed volume with spacious available interior storage. For comfort and technology, count on best-in-class rear leg room,<sup>9</sup> an available largest-in-class 12-inch touchscreen media center,<sup>9</sup> the highest number of available speakers in its class<sup>9</sup> and the powerful audio from the available Harman Kardon<sup>®</sup> Surround Sound system.

## RAM 1500 PICKUP

AVAILABLE  
MAX GAS GCWR:  
**18,350 LB<sup>5</sup>**

AVAILABLE  
MAX DIESEL GVWR:  
**7,200 LB<sup>5</sup>**

**CLASS-EXCLUSIVE** Available Active-Level™ Four-Corner Air Suspension System<sup>9</sup>

**CLASS-EXCLUSIVE** Available RamBox<sup>®</sup> Cargo Management System<sup>9</sup>

**CLASS-EXCLUSIVE** Standard Link Coil Rear Suspension<sup>9</sup>

**CLASS-EXCLUSIVE** Available 12-inch Touchscreen Media Center<sup>9</sup>

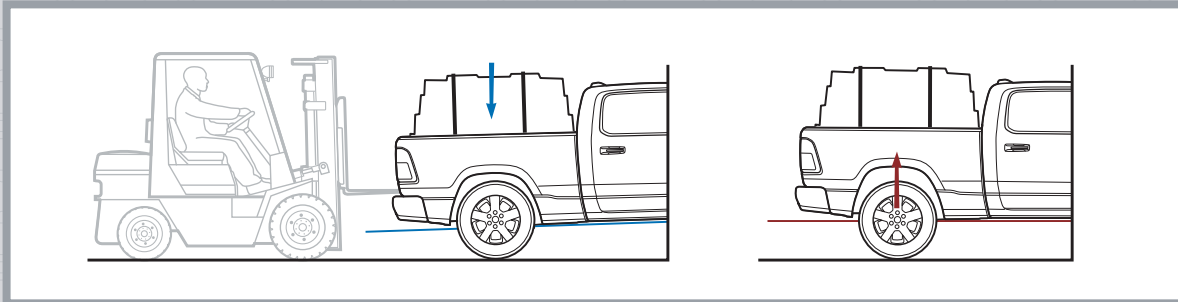
**BEST-IN-CLASS** Available Max Diesel Towing: **12,560 lb<sup>9</sup>**

Available Max V8 Towing: **12,750 lb<sup>7</sup>** (HEMI<sup>®</sup> V8 with eTorque)

# FLEXIBILITY AND SUPPORT: RAM 1500 PICKUP.



**THE AVAILABLE MULTIFUNCTION TAILGATE.** This is cargo management made easy. Conventional tailgate operation joins 60/40 split swing-away doors with a 2,000-lb load rating. It's better in every way: closer access to the bed from the bumper, simpler step-up, more convenient loading/unloading (even with a forklift), faster washing out of the bed—and with no need to remove a trailer and/or hitch to open it. (Requires spray-in bedliner.)



## **THE AVAILABLE CLASS-EXCLUSIVE ACTIVE-LEVEL™ FOUR-CORNER AIR SUSPENSION SYSTEM<sup>9</sup>**

Pioneered by Ram 1500, it remains unique to the Light-Duty Truck segment. Either automatic or driver-operated, the system is available on select trim levels, with five modes that address a wide variety of needs, including off-road ride height, aerodynamic efficiency, ease of cargo access and occupant convenience.

The available Active-Level Four-Corner Air Suspension System uses an air supply component in a single unit to reduce weight and increase capacity.

The five operational modes are engineered to deliver outstanding performance from your Ram 1500. They include two Off-Road Heights, the Aero Mode, Normal Ride Height and the chassis-lowering Entry/Exit Mode.

**eTORQUE TECHNOLOGY AT A GLANCE.** Standard on the Pentastar® V6 and available for the HEMI® V8 on Ram 1500, eTorque is a mild-hybrid system which eliminates the alternator and combines a motor generator with a 48-volt battery. Main technological features include:

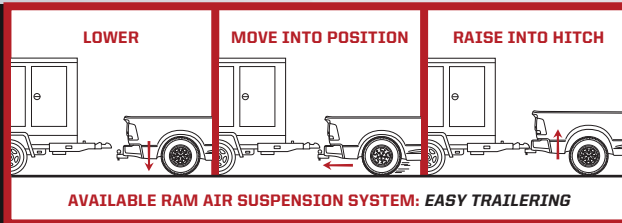
- ▶ **ELECTRIC POWER BOOST**, which provides increased efficiency and greater supplemental torque during acceleration and enables the HEMI V8 Multi-Displacement System to operate longer while in 4-cylinder mode.
- ▶ **STOP/START TECHNOLOGY** helps to measurably improve efficiency by seamlessly turning off the engine at idle stops and restarting operation at acceleration. With eTorque, the engine restart takes only half the time compared to normal Stop/Start.
- ▶ **REGENERATIVE BRAKING** recovers braking energy and converts it into electricity—which helps recharge the onboard battery system.



# TAKE IT ON. *CONFIDENTLY.*

This frame is comprised of high-strength steel, advanced high-strength steel and, in select areas, aluminum. A long list of Ram 1500 advantages takes your towing to commercial-grade levels. Among them: the class-exclusive available Active-Level™ Four-Corner Air Suspension<sup>9</sup> and the standard Tow/Haul Mode—both controlled with fingertip ease from the switch bank. Further assets include the standard ParkView® Rear Back-Up Camera,<sup>17</sup> available 7- x 11-inch trailer-tow mirrors, huge brake rotors and the standard Pentastar® V6 with eTorque. Ram 1500 can take your trailering up to 12,750 lb<sup>7</sup> with available HEMI® V8 eTorque or 12,560 lb<sup>7</sup> with the available EcoDiesel V6—thanks to the available Max Tow Package.

ALL THE COMFORT  
AND CONTROL YOU NEED  
FOR TOUGH TOWING.



FINGERTIP SUSPENSION AND  
TRAILER BRAKE CONTROL



PARKVIEW REAR BACK-UP CAMERA<sup>17</sup>

RAM 1500: LARGEST STANDARD  
BRAKES IN ITS CLASS<sup>8</sup>



## A RANGE OF INTERIORS. VERSATILE AND REFINED.



**WORKHORSE CAPABILITY. YET WITH UNEXPECTED SOPHISTICATION.** You've made it in business—and Ram trucks make the drive a pleasure. With true-fidelity audio. Media Hubs with USB ports. Eye-pleasing instrumentation. Whether it's a pickup or a Chassis Cab, from the rugged Tradesman<sup>®</sup> to the leather-trim/real-wood interior of Limited (shown above) to a 2500/3500 Mega Cab<sup>®</sup>—think intelligent interior storage and the exceptional comfort of an available and class-exclusive reclining rear seat<sup>6,18</sup>—Ram trucks put versatility and technology to work for you.

### **CHASSIS CAB STRENGTH WITH COMFORT TO MATCH.**

We think that accomplishing extreme jobs deserves premium amenities. This SLT interior has it all: electronics, convenience, spaciousness and unexpected comfort.

**CONVENIENT FOLD-FLAT LOAD FLOORS.** When you need to carry valuable cargo best left inside, we have the answer: a rear area that converts to a genuinely flat floor in moments. (Available on Ram 1500 Classic Quad Cab<sup>®</sup> and Crew Cab; on 2500/3500 Crew Cab; and on 3500/4500/5500 Chassis Cab Crew Cab models.)

**THE REAR IN-FLOOR STORAGE OF CREW CAB.** All models give you handy in-cab storage, but Ram Crew Cab models take it one step further with yet another invaluable advantage: two available removable, drainable and practical in-floor bins.

# TOWING. WITH RAM TRUCKS, SEEING IS KNOWING.



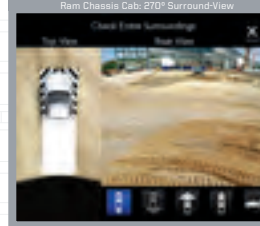
## FULL-TIME MONITORING OF YOUR TRAILER AND CARGO—AND IN REAL TIME.

Our thinking translates into towing operations that are fast, safe and efficient. Above: the available Trailer Reverse Guidance View<sup>17</sup>—class-exclusive on our Chassis Cabs<sup>15</sup>—delivers technology that lets you watch your trailer in real time, delivers a more secure means to park and maneuver long or short setups, and ensures greater confidence when dealing with tight loading docks. The system “stitches together” select views to create a single scene of both trailer sides; on-screen buttons let the driver pan left/right to better frame the trailer in the image when backing up. No active lines are provided.



## THE AVAILABLE SURROUND-VIEW CAMERA SYSTEM<sup>17</sup>

For 2020, Ram 1500, Heavy Duty 2500/3500 and all Chassis Cab models offer brilliant camera technology. The Surround-View Camera System<sup>17</sup> assembles images from multiple cameras to provide a “stitched-together” view as from above. It delivers a complete picture to the driver—especially helpful when parking in tight spaces, preparing to load or unload, or when hooking up a trailer. Ram 1500/2500/3500 pickups display 360° visibility; on Ram Chassis Cabs, this class-exclusive feature<sup>15</sup> delivers 270° visibility. The combination of Surround-View and model-specific back-up images dramatically improves confidence and capability.



## THE CHMSL CAMERA<sup>17</sup>

Located in the Center High-Mount Stop Light (CHMSL), this available camera gives a high-perspective view of the vehicle rear, with the image displayed on the center-stack screen. Count on real-time views of the box cargo or in-box hitch status—like available fifth-wheel or gooseneck applications on pickups or, on all models, aftermarket upfits. (Not available on Ram 1500 models.)



## THE PARKVIEW® REAR BACK-UP CAMERA<sup>17</sup>

On pickups, the tailgate-integrated camera projects a center-stack image with dynamic grid lines and a centerline; when in Reverse, the grid lines become guide paths as the steering wheel is turned. On Chassis Cabs, the camera is upfit-mounted; grid lines are not included. Depending on model, the image is displayed on the center stack or in the rearview mirror.



## AUXILIARY CAMERA SYSTEM<sup>17</sup>

This system, available from Mopar®, enables complete customization: you determine the optimal position of the camera on your trailer, as shown on the inset at left. Ample wiring will handle trailers up to 40 feet. The larger image displays the rear view as seen on the available full-color center-stack display. This system requires the Auxiliary Camera Prep Package. (Not available on Ram 1500 models.)



## ONE SYSTEM. ULTIMATE TECH CAPABILITY.

Customize the display to best serve your needs. Intuitive available Uconnect® touchscreen lets you communicate, navigate and stay entertained. Available features include:

**(((SiriusXM))) SIRIUSXM® RADIO<sup>19</sup>**

Listen to music, talk shows and sports. Access all genres, favorite artists, winning teams—all the time—with SiriusXM Radio,<sup>19</sup> including a one-year trial subscription.

SIRIUSXM WITH 360L<sup>19</sup> delivers more content and variety along with a personalized experience that is tailored to your listening habits.

SPEAK UP and be heard, all while driving safely with hands-free phone capability<sup>20</sup>

NAVIGATE to every adventure; get turn-by-turn directions so you don't get lost on the way (unless you want to).

UTILIZE SiriusXM Guardian<sup>TM21</sup> Remote Services<sup>22</sup> from almost anywhere using your smartphone and the Uconnect App.

DISCOVER new places and the best shopping, entertainment and restaurants from your smartphone with the Uconnect App, then easily send the address to your vehicle.

CONNECT with speed; expand your options by turning your truck into an on-demand WiFi Hotspot<sup>23</sup> with rapid 4G LTE WiFi.<sup>23</sup>

KEEP informed; receive weather and traffic reports with a five-year trial subscription to SiriusXM Travel Link<sup>19,24</sup> and SiriusXM Traffic Plus.<sup>19</sup>

**APPLE CARPLAY<sup>®25</sup> SUPPORT**

This is smart iPhone<sup>®</sup> integration, so you'll experience some of your favorite features through your dashboard. With Siri,<sup>®26</sup> all you have to do is ask—catch up on calls and messages, get directions from Apple Maps, or request a song through Apple Music.<sup>®</sup> The system lets you browse music or discover nearby gas stations, parking, restaurants and more. Plus, Maps helps predict where you're headed. Apple CarPlay integration for your iPhone shown above, top right.

**android auto ANDROID AUTO<sup>TM27</sup> INTEGRATION**

For those who know and love Android,<sup>TM</sup> Android Auto brings some of your favorite smartphone apps into one place, making it easy for drivers to access their favorite navigation, media, and communication apps on the road while minimizing the distractions. Stay focused on the road while you plan your day with the Google Assistant, get voice-guided navigation with Google Maps, and listen to your favorite songs on Google Play Music.



**SiriusXM  
GUARDIAN**

**SiriusXM  
TRAVEL LINK**

**SiriusXM  
TRAFFIC PLUS**

**Works with  
Apple CarPlay**

# KEEP TRACK. KEEP YOUR FLEET LEAN.

**AVAILABLE RAM TELEMATICS™ A COMPREHENSIVE SET OF DIAGNOSTICS FOR YOUR RAM COMMERCIAL VEHICLE.** Scalable to fleets of all sizes, factory-installed and backed by a 3-Year/36,000-Mile Basic Limited Warranty,<sup>29</sup> available Ram Telematics monitors key performance metrics in real time—the power you need to transform your business.

Tracking nearly 100 separate mechanical functions—everything from accelerator pedal position to engine info such as coolant level and oil life monitoring—these detailed notifications help keep your Ram vehicle in top-notch condition, let your drivers make better decisions and dramatically increase uptime.

**STAY ON TRACK BY KEEPING TRACK.** Zero complexity plus total visibility equals 100% effectivity. This is vehicle status and history that add insights about driver behavior. Just a few of the many advantages:



#### VEHICLE DIAGNOSTICS

- ▶ Oil Life Monitoring
- ▶ Tire Pressure Monitoring
- ▶ Diagnostic Trouble Codes



#### VEHICLE PERFORMANCE

- ▶ Fuel Consumption
- ▶ Idling
- ▶ Odometer Readings



#### VEHICLE TRACKING

- ▶ GPS Location
- ▶ Geo-fencing



#### DRIVER BEHAVIOR

- ▶ Speeding vs. Posted Speed Limit
- ▶ Hard Braking/Acceleration
- ▶ ABS/Stability Control Events



#### DRIVER SAFETY & VEHICLE SECURITY

- ▶ Seat Belt Usage
- ▶ Air Bag<sup>29</sup> Deployment
- ▶ Unauthorized Vehicle Use



Shown with aftermarket upfit.



**AVAILABLE RAM TELEMATICS™: AN ON-THE-GO OPERATING SYSTEM THAT DRIVES YOUR BUSINESS.** The successful business is efficient, effective and up-to-date, and stays on top of any and all technologies that will help it run better. For fleets both large and small, the state-of-the-art available Ram Telematics is the way to get the best from your Ram Commercial vehicle.

Powered by Verizon Connect, available Ram Telematics gives you instant and real-time on-screen monitoring, provides complete visibility of fleet operations and helps reduce the total cost of ownership.

Activation is easy, with online registration and your choice from one-, three- and five-year plans available.

**YOUR BUSINESS ROLLS WITH BOTTOM-LINE FIGURES.** So do we. Advantages by the numbers:

**+15%** IN PRODUCTIVITY

**+20%** IN VEHICLE UTILIZATION

**-25%** IN FUEL EXPENSES

**-30%** IN IDLE TIME

**-10%** IN MILEAGE DRIVEN

**-15%** IN OVERTIME

Optimize your assets to their fullest and get the most from your Ram vehicle. Get more at [ramtrucks.com/telematics](http://ramtrucks.com/telematics)

# RAM TELEMATICS: THE KEY TO PROFITS.

Source: "Total Cost of Fleet Operation—Benefits of Installing Telematics," Frost & Sullivan, 2018

# SMART TECH IS HOW WE WORK.

Every Ram truck embraces safety and security—available features include:

- ▶ **Forward Collision Warning with Active Braking**<sup>30</sup> detects when the vehicle is approaching another vehicle or large obstacle too quickly. It prepares the brakes for emergency braking and visually and audibly alerts the driver (including a quick “brake jerk”). If the driver isn’t braking hard or fast enough, the system will apply the brakes automatically, even bringing the vehicle to a stop if traveling under 31 mph.
- ▶ **Adaptive Cruise Control with Stop**<sup>31</sup> This system features full functionality between zero and 100 mph, automatically adjusting the cruise control to a safe distance (selected by the driver) when slower traffic speeds are detected.
- ▶ **Blind Spot Monitoring**<sup>32</sup> **with Rear Cross-Path Detection**<sup>17</sup> Available for Ram 1500 and 2500/3500 Heavy Duty only, it uses dual wide-band radar sensors to monitor the pickup’s blind spots and notifies the driver when a vehicle is present—during lane changes, when passing other vehicles or when being passed.
- ▶ **Trailer Tire Pressure Monitoring.** Available for Ram Heavy Duty and Chassis Cab, it provides feedback to the cluster display for added trailering confidence.
- ▶ **ParkSense® Front and Rear Park Assist**<sup>33</sup> It detects objects as far as 47 inches away from the bumpers; read-outs located in the gauge cluster display team up with audible chimes to notify the driver of proximity to front and/or rear objects.

All Ram truck braking systems feature Electronic Stability Control (ESC)<sup>34</sup> with multiple assets including:

- ▶ **All-Speed Traction Control.** If slippage occurs during acceleration, automatic throttle control will reduce torque; in extremes, it will apply the brakes and reduce engine power to maintain control.
- ▶ **Trailer Sway Damping**<sup>35</sup> detects yaw and applies the tow vehicle’s brakes to reduce the sway.
- ▶ **Electronic Brake-Force Distribution** regulates brake pressure to minimize stopping distances.
- ▶ **Ready Alert Braking** senses when the driver’s foot is lifted from the accelerator; it applies an imperceptible brake force to ensure that pads and discs are lined up should an emergency stop be required.
- ▶ **Rain Brake Support** automatically activates when the windshield wipers engage; brake calipers gently pulse against their rotors to remove water from the pads.
- ▶ **Hydraulic Boost Compensation.** Should a failure occur in the vacuum brake booster or any related line, the brake controller will run the ABS pump and convey the problem to the driver. The brakes will perform as normal until the failure is serviced.
- ▶ **Hill Start Assist.** On an incline, this system keeps the vehicle stationary for two seconds after release of the brakes or until the accelerator is depressed.



**AN OVERRIDING CONCERN FOR YOUR SAFETY AND SECURITY.** The more technology we put into your Ram truck, the greater the benefit. Case in point and based on model: comprehensive standard and available features that include Trailer Reverse Guidance,<sup>17</sup> Lane Departure Warning<sup>36</sup> and Adaptive Headlamps. Illustrated here, left to right: available ParkSense Front and Rear Park Assist,<sup>33</sup> Forward Collision Warning with Active Braking<sup>30</sup> and Adaptive Cruise Control with Stop.<sup>31</sup> More at [ramtrucks.com/commercial](http://ramtrucks.com/commercial)

# RAM 1500 CLASSIC PICKUP



**3.6L  
VVT**

**THE 3.6L PENTASTAR® V6.** The engine represents excellence in performance and engineering—which includes a thermal management system that helps keep critical components operating at ideal temperatures.



**HEMI  
5.7 LITER**

**THE 5.7L HEMI® V8 WITH MDS/FUEL SAVER TECHNOLOGY.** Few engines carry its clout or its heritage of the innovative hemispherical cylindrical head. Fewer still feature the ingenious Multi-Displacement System, which can transform the mighty V8 into an efficient yet robust 4-cylinder. Available for Ram 1500 Classic models.

**IDEAL, FROM AERODYNAMIC EXTERIOR TO REMARKABLE POWERTRAINS.** Look beyond its proven towing and hauling capability, and you'll see that the strengths of Ram 1500 Classic are also measured in comfort, in connectivity, and by its classic styling—three of many reasons why the Ram 1500 Classic remains a top pick. Sleek exterior lines, impressive interiors with state-of-the-art technology and your choice of engines all add up to one pickup that will carry on when competitive models fade in the dust. Ram 1500 Classic has it: traditional style and formidable strength.

## RAM 1500 CLASSIC PICKUP

AVAILABLE MAX GCWR: 15,975 LB<sup>5</sup> | AVAILABLE MAX GVWR: 6,900 LB<sup>5</sup>

**CLASS-EXCLUSIVE** Standard Link Coil Rear Suspension<sup>37</sup>

**CLASS-EXCLUSIVE** Available RamBox® Cargo Management System<sup>37</sup>

Available Max Towing: **10,680 lb<sup>7</sup>** (HEMI V8)


Standard Class IV Hitch Receiver (Tradesman®)



# RAM 1500 CLASSIC. CAPABLE AND VERSATILE.



**SHARP, SMART INSTRUMENTATION.** Ram 1500 Classic controls and gauges are hand-friendly and easy on the eye. The Warlock model above is all about convenience: steering wheel-mounted controls, six-ring instrumentation cluster, rotary dial shifter, full-color touchscreen and bright-painted accents. Shown above with Apple CarPlay<sup>®25</sup> integration for your iPhone.<sup>®</sup>



**KEEP THE IMPORTANT STUFF SAFE AND SECURE.** Subtle storage pays off big for items best left out of sight. The available in-floor, removable bins on Ram 1500 Classic Crew Cab models come in handy for valuables and small tools.

**INSTANT FLAT-FLOOR STORAGE.** Quad Cab<sup>®</sup> and Crew Cab available rear seating areas easily convert into a true flat load floor when cargo is best transported inside.

**CLASSIC FRAME STRENGTH CONTINUES.** Think high-strength steel core, eight ultra-tough crossmembers for formidable structural integrity and a hydroformed tubular front frame unit—also of high-strength steel. Working together, it all creates the ideal foundation for the commercial-grade towing and hauling assignments you'll face.

**THE CLASS-EXCLUSIVE LINK COIL REAR SUSPENSION<sup>37</sup>** It's still one of the major engineering features that separates Ram 1500 Classic from the competition. Our long-established link coil rear suspension offers a degree of strength and durability the others simply can't match.

**WHERE IT ALL COUNTS: TOWING.** The structural rear bumper is rated for Class III towing. To address more arduous commercial-grade assignments, add the available factory-installed Class IV hitch receiver to confidently take on trailers up to 10,680 lb.<sup>7</sup>



**INSTANT CONTROL AT YOUR FINGERTIPS.** Ram 1500 Classic features an at-hand integrated switch bank for instant operational control over multiple areas. Among them: an on/off switch for the Electronic Stability Control<sup>34</sup> system, a button for the available ParkSense<sup>®</sup> Rear Park Assist,<sup>33</sup> operating the Trailer Brake Controller, and maintaining the available heated seats and heated steering wheel on Warlock models.

# RAM PROMASTER®

**CLASS-EXCLUSIVE**  
FRONT-WHEEL-DRIVE CAPABILITY<sup>10</sup>

**BEST-IN-CLASS**  
LOWEST LOW LOAD FLOOR HEIGHT<sup>10</sup>

**BEST-IN-CLASS**  
STANDARD V6 280 HORSEPOWER<sup>10</sup>

**STANDARD**  
ELECTRONIC STABILITY CONTROL<sup>34</sup>

**MONITOR IT REMOTELY**  
WITH AVAILABLE RAM TELEMATICS™

**STANDARD**  
PARKVIEW® REAR BACK-UP CAMERA<sup>17</sup>

**FORKLIFT-FRIENDLY**  
SIDE AND REAR DOORS WELCOME A STANDARD  
PALLET

**NEAR-VERTICAL SIDE WALLS**  
FOR CUSTOM UPFITS AND TO MAXIMIZE CAPABILITY



**IT'S MUCH GREATER THAN THE SUM OF ITS PARTS.** The nimble Ram ProMaster steps up to virtually every task out there. Consider: a selection of Cargo and Windowed Vans, Chassis Cabs and Cutaways, designed to meet your exact requirements. Three series: 1500, 2500 and 3500. Standard front-wheel drive. Depending on your selection, Standard or High Roof. Three wheelbases: 118-, 136- and 159-inch. For Cargo Van, four overall lengths. Now in its third generation, this long-proven commercial van features standard ABS, Traction Control, Trailer Sway Damping<sup>35</sup> and an available factory-installed trailer hitch for towing up to 6,910 lb.<sup>7</sup>

## RAM PROMASTER

**BEST-IN-CLASS**  
MAX PAYLOAD: **4,680 LB**<sup>10</sup>

**MAX TOWING:**  
**6,910 LB**<sup>7</sup>

**BEST-IN-CLASS** 36.3-foot Turning Diameter (118-inch Wheelbase)<sup>10</sup>

**BEST-IN-CLASS** Lowest Load Floor Height<sup>10</sup>

**BEST-IN-CLASS** Standard V6 **280 hp**<sup>10</sup>; with 260 lb-ft of Torque

**BEST-IN-CLASS** Standard Cargo Height<sup>10</sup>

**CLASS-EXCLUSIVE** Standard Front-Wheel Drive (FWD)<sup>10</sup>

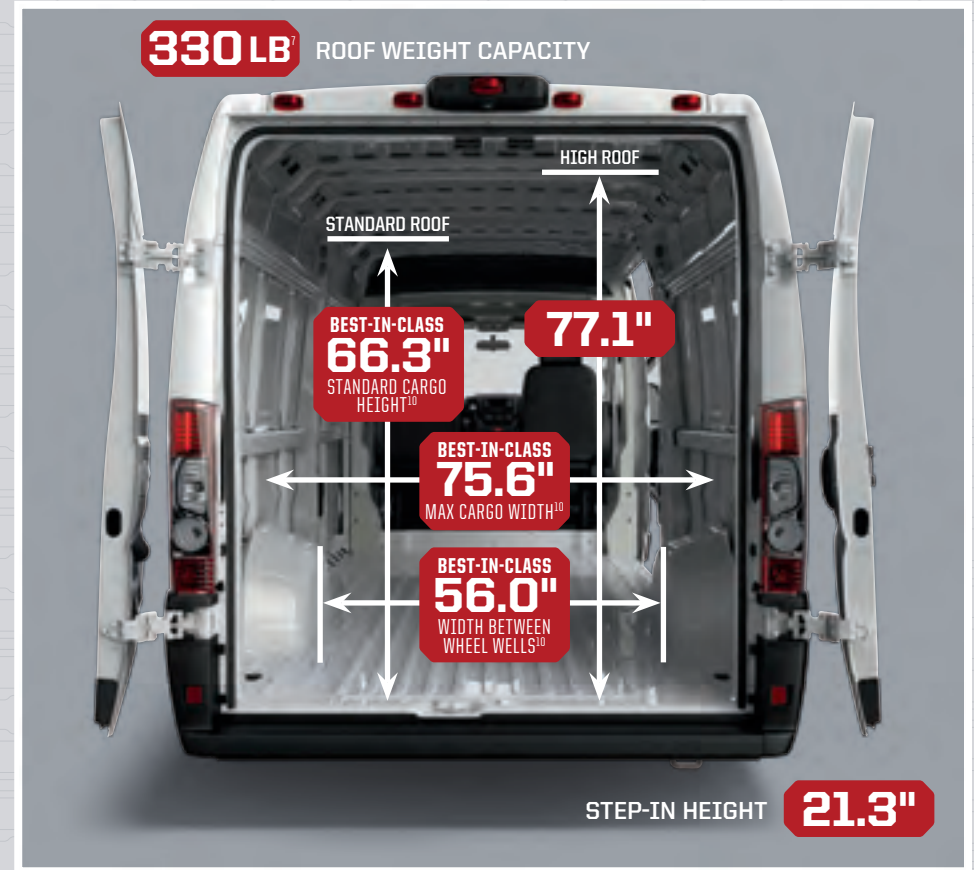
Max GCWR: **12,000 LB**<sup>5</sup>

Max GVWR: **9,350 LB**<sup>5</sup>

# THE RIGHT TOOLBOX FOR YOUR NEEDS. RAM PROMASTER.<sup>®</sup>



Shown with aftermarket upfit.



**BEST-IN-CLASS STANDARD V6 280 HORSEPOWER:<sup>10</sup>** Nothing quite matches the 3.6L Pentastar<sup>®</sup> V6—and Ram ProMaster makes the most of it. Churning out a no-nonsense 280 horsepower backed with 260 lb-ft of torque, this engine has proven itself over multiple generations and applications.

**CARGO VAN: MEETING NEARLY EVERY MAJOR CARGO AREA NEED.** What counts big here is what you're counting on, and it measures up in any dimension. Ram ProMaster delivers best-in-class where it matters most: standard cargo height,<sup>10</sup> maximum cargo width,<sup>10</sup> width between the wheel wells,<sup>10</sup> lowest load floor height<sup>10</sup>; with interior volume maxing out at a jaw-dropping 462.9 cu ft.

**SHORT WHEELBASE MODELS: 36.3-FT TURNING DIAMETER.** All models have impressively compact turning diameters—it's what makes Ram ProMaster the ideal choice for cities and suburbs—but our short, 118-inch-wheelbase models shine with a best-in-class 36.3-ft turning diameter.<sup>10</sup>

**STANDARD: CLASS-EXCLUSIVE FRONT-WHEEL DRIVE (FWD):<sup>10</sup>** FWD is the ideal way to go. It offers a balance between the front of the vehicle and the weight of cargo in back, while also lowering the overall platform—and thus lowers the center of gravity for more confident handling and maneuvering.

**WHAT'S NEXT IS WHAT YOU MAKE IT.** With this degree of designed-in versatility, any Ram ProMaster model can become pretty much anything. Cargo Vans become mobile workshops, moving offices and custom delivery vehicles—which frequently take advantage of our available partitions. Ram ProMaster Chassis Cab and Cutaway models have been modified into everything from service vehicles to ambulances. For more, visit us at [ramtrucks.com/commercial](http://ramtrucks.com/commercial)





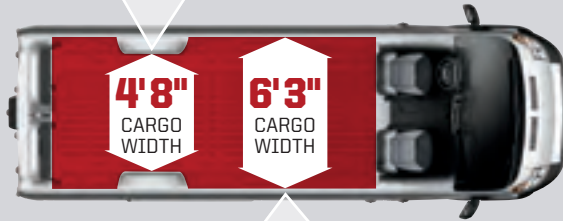
## YOUR BUSINESS *ON THE MOVE.*

**RAM PROMASTER® CARGO VAN: DESIGNED TO ADAPT AND SERVE. BUILT TO EXCEL.** It's a clean slate that you'll turn into a working masterpiece. Every interior of a 2020 Ram ProMaster helps deliver exactly the right features that translate into a customized workspace, delivery van—or whatever suits you best. With its flat load floor and low load floor height, Ram ProMaster gives you nearly vertical side walls and pallet-welcoming rear and side sliding doors, while the available High Roof option provides enough standing room that a 6-foot, 3-inch occupant can work without stooping. It all boils down to pure adaptability, inviting the installation of shelving, the creation of a mobile workspace or the design of an interior specific to your needs. Spec it out and see more at [ramtrucks.com/commercial](https://ramtrucks.com/commercial)

# RAM PROMASTER.<sup>®</sup> COUNTLESS POSSIBILITIES.

## CARGO WIDTH (CARGO VAN)

**BEST-IN-CLASS**  
WIDTH BETWEEN WHEEL WELLS<sup>10</sup>  
(CARGO VAN)



**BEST-IN-CLASS**  
MAXIMUM CARGO WIDTH<sup>10</sup>  
(CARGO VAN)

## 2 ROOF HEIGHTS

**BEST-IN-CLASS**  
STANDARD ROOF CARGO HEIGHT<sup>10</sup>  
(STANDARD ROOF)



AVAILABLE HIGH ROOF



## 4 CARGO LENGTHS




118-inch wheelbase



136-inch wheelbase



159-inch wheelbase

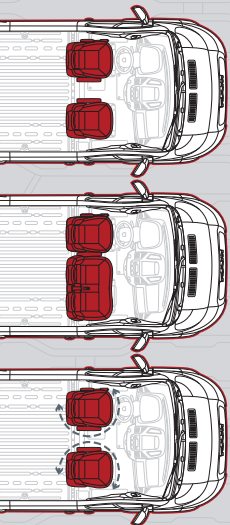


159-inch wheelbase, extended

# RAM PROMASTER® INTERIOR



The Ram ProMaster interior is spacious, designed for easy operation, and features many personal touches. Among them: huge windshield with solar-filter glass. High-positioned seats for great visibility. Your choice of numerous available seating configurations. Instrumentation is hand- and eye-friendly. Storage includes cup holders, glove boxes—and an optional overhead shelf that can hold up to 44 pounds.



**BUCKET SEATS.** Standard tubular-structured four-way bucket seats feature spring suspension and woven cloth. Available: six-way adjustable seats in cloth or vinyl with manual lumbar support and heated seat surfaces.

**DRIVER'S SUSPENSION BUCKET SEAT.** The available premium driver's suspension bucket seat adds a pneumatic suspension and a weight/size-conformity adjustment knob.

**THREE-OCCUPANT SEATING.** Here, the single driver's bucket seat is joined by an available integrated two-person bench seat; in-cab capability is also enhanced: the middle seatback insert folds down to become a convenient writing surface.

**SWIVEL SEATING.** Need to access the rear compartment with ease? Available swivel bucket seats in long-wearing cloth are the answer, with 180° inboard swivel range, 35° outboard swivel, a 58° recliner and a continuous height adjuster.



**AVAILABLE SECOND-ROW SEATING.** Many will need every square inch of cargo room for the job—but if you're looking to accommodate people as well as cargo, there's an easy aftermarket solution. This available crew van seat upfit for Cargo Van is from our colleagues at Snoeks Automotive.

# RAM PROMASTER CITY<sup>®</sup>

AMERICA'S  
MOST EFFICIENT  
WORK VAN<sup>1</sup>



Shown with aftermarket upfit.

**GAIN HUGE ADVANTAGES AND WORK SMARTER AND MORE EFFICIENTLY.** Make your next work van a 2020 Ram ProMaster City Cargo Van and reap the benefits of best-in-class payload<sup>11</sup> and cargo capacity behind the 1st row.<sup>11</sup> All models boast best-in-class 178 horsepower<sup>11</sup> and 174 lb-ft of torque<sup>11</sup> and can achieve 0 - 30 mph in 3.7 seconds,<sup>38</sup> thanks in part to the 2.4L Tigershark<sup>®</sup> MultiAir<sup>®</sup>2 in-line 4-cylinder. Add a class-exclusive 9-speed automatic<sup>11</sup> and a bi-link rear suspension,<sup>11</sup> along with time-saving oil change intervals. Every ProMaster City model features a comfortable interior, with Cargo Van models welcoming an upfit.



## RAM PROMASTER CITY

**BEST-IN-CLASS**  
MAX PAYLOAD: **1,890 LB<sup>11</sup>**  
(Cargo Van models)

**UNSURPASSED**  
MAX TOWING: **2,000 LB<sup>11</sup>**  
(Cargo Van models)

**BEST-IN-CLASS** Max Cargo Capacity: **131.7 cu ft** (Cargo Van models; behind 1st row)<sup>11</sup>

**BEST-IN-CLASS** Standard **178 horsepower/174 lb-ft of torque<sup>11</sup>**

**BEST-IN-CLASS** Max GVWR: **5,395 lb<sup>5,11</sup>**

**CLASS-EXCLUSIVE** Standard **9-speed** Automatic Transmission<sup>11</sup>

**CLASS-EXCLUSIVE** Standard Bi-link Rear Suspension<sup>11</sup>

Max GCWR: **5,900 lb<sup>5</sup>**

# VERSATILE AND EFFICIENT. RAM PROMASTER CITY.<sup>®</sup>



**IMPECCABLE HANDLING, STEERING AND LOADING CAPABILITY.** Hydraulic steering and front-wheel drive (FWD) ensure a tight turning radius and help contribute to the low, flat load floor. The standard adjustable tilt/telescoping steering column is a welcome convenience for a commercial van.

**RESILIENT FRAME STRENGTH AND UNIBODY DESIGN.** Both contribute to best-in-class payload capacity of up to 1,890 lb<sup>11</sup> and best-in-class GVWR of 5,395 lb<sup>5,11</sup>. Further capability comes from the GCWR of 5,900 lb<sup>5</sup> and unsurpassed towing capability of up to 2,000 lb<sup>11</sup>.

**CLASS-EXCLUSIVE BI-LINK REAR SUSPENSION.<sup>11</sup>** Our bi-link rear suspension engineering meets two major mandates: be super-comfortable for the ride and be super-capable for the payload. Confident hauling and enhanced stability come from the tough suspension, telescopic twin-tube hydraulic shocks and a solid 16-mm stabilizer bar.

**SMARTLY STYLED AERODYNAMIC EXTERIOR.** Those side sliding doors close snugly to create a smooth surface that allows wind to glide around Ram ProMaster City. Thoroughly wind tunnel-tested, these tough partners deliver a sleek and super-low drag coefficient [CD] of only 0.30—a factor behind the quiet ride and a contributor to efficiency.

**EFFICIENCY FOR THE REAL WORLD.** Every drop of fuel counts, so reduce your time spent at the pump with ProMaster City—Cargo Van models feature best-in-class 28 mpg highway fuel economy.<sup>39</sup> Time- and money-saving oil change intervals round it out: they're so infrequent, you can actually drive up to 10,000 miles between recommended oil changes.



Shown with aftermarket upfit.



# A GREAT PLACE TO WORK. RAM PROMASTER CITY.<sup>®</sup>

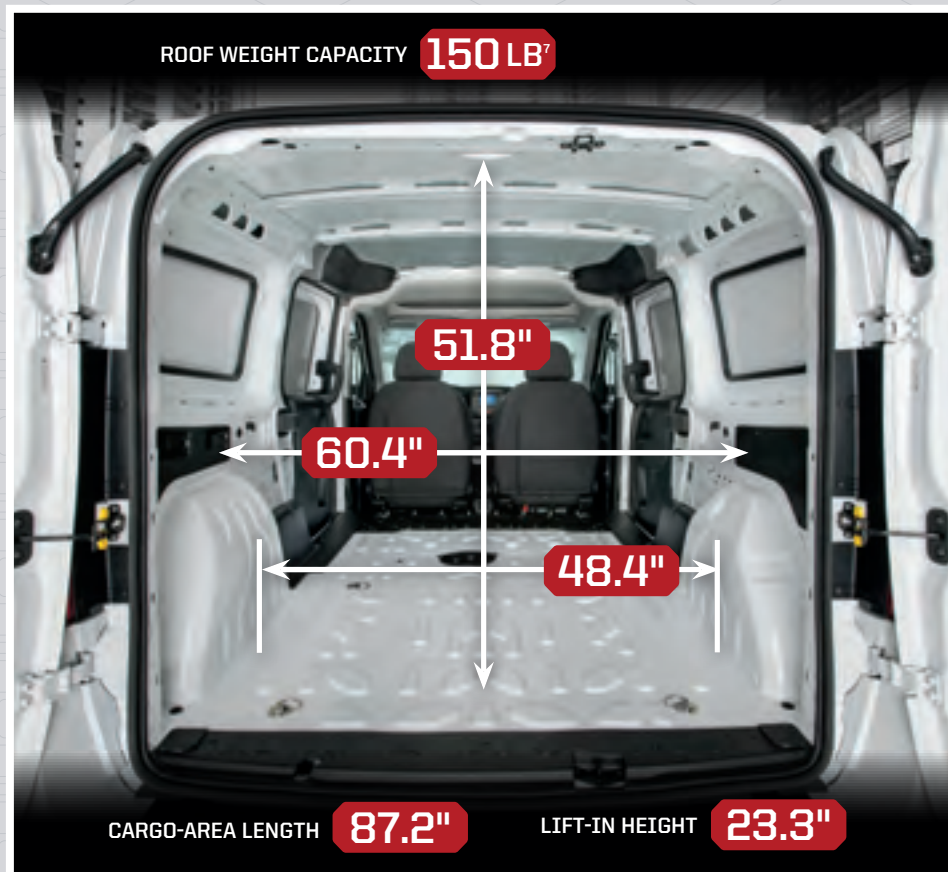


## **INTELLIGENTLY APPOINTED; STANDARD REAR BACK-UP CAMERA:<sup>17</sup>**

The ParkView<sup>®</sup> Rear Back-Up Camera<sup>17</sup> automatically displays the rear scene on the Uconnect<sup>®</sup> 3 with 5-inch color touchscreen display when in Reverse. The on-screen grid lines help when backing up to docks and trailers or into parking spaces.

**AVAILABLE PARKSENSE<sup>®</sup> REAR PARK ASSIST SYSTEM<sup>39</sup>** This system is an important asset, helping keep the driver alert to his or her surroundings. Activated under 8 mph when in Reverse, it provides audible warnings that increase in intensity as the vehicle nears obstructions to the rear.

**FLAT FLOOR, NEARLY VERTICAL SIDE WALLS.** These are two upfit-enabling factors that welcome customization. The walls allow upfitters to efficiently install materials; the floor gives you access and freedom to design it.



**READILY ACCOMMODATES A STANDARD PALLET.** Rear doors are designed with practicality and convenience in mind, using a 60/40 split, with the larger door logically on the left. Open both rear doors for a huge, 180° opening—with enough interior width to accommodate a pallet.

**NEED MORE CAPABILITY? CHECK OUT THE FLOOR—AND HIT THE ROOF.** When it came to maximizing capability, our designers considered it all—which is why you'll find six standard in-floor tie-down rings on this Cargo Van.

Add further capability by using the roof. Six integrated anchor points are conveniently in place—and ready for numerous aftermarket accessories, including available Roof Rails from Mopar<sup>®</sup>. Molded in color with a Silver finish, they carry a max rating up to 150 lb<sup>7</sup>—a figure that easily enables items like aluminum ladders and other equipment to be loaded and secured on top.

# RAM PROMASTER CITY<sup>®</sup> INTERIOR



The Ram ProMaster City interior is roomy, adaptable and people-friendly—the ideal design for deliveries and years of service. Surfaces are easy to clean with smart and user-friendly interfaces with state-of-the-art electronics and communications technologies. Seating is comfortable, while storage areas are integrated throughout the cabin. In short, comfort, convenience and functionality are integral design elements found everywhere.



**RAM PROMASTER CITY: DETAILS THAT ARE JUST PLAIN SMART.** The large, standard overhead front shelf system stashes everything from gloves to ice scrapers to notebooks. An oversized glove box (176.9 cu in) joins a large, open, 12- x 4-inch in-dashboard storage bin; the concave storage tray in front of the driver is ideal for valuables and personal devices. To that, add multiple storage pockets and trays around the media center, a center console with two cup holders, two 12-volt capped auxiliary power outlets, and USB connections for smart and intuitive charging.

# RAM POWERTRAINS

## RAM 3500/4500/5500 CHASSIS CAB



Shown with aftermarket upfit.



### 360 HP / 800 LB-FT

#### 6.7L CUMMINS® TURBO DIESEL

WITH THE AISIN® HEAVY-DUTY 6-SPEED AUTOMATIC TRANSMISSION

Significant advantages come with the available Cummins Turbo Diesel—starting with available torque of 800 lb-ft. The 360 hp/800 lb-ft Cummins is partnered solely to the single transmission meant to handle this level of output over the long term: the AISIN AS69RC 6-speed automatic with its Chassis Cab-friendly available Power Take-Off (PTO) capability. This Cummins iteration is available for all Ram Chassis Cabs.



### 410 HP / 429 LB-FT (3500 SRW 10K GVWR)

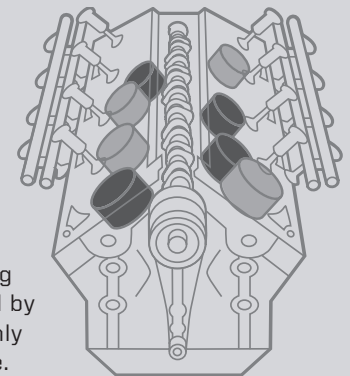
### 370 HP / 429 LB-FT (3500 OVER 10K GVWR/4500/5500)

**6.4L HEMI® V8 WITH MDS/FUEL SAVER TECHNOLOGY AND THE TORQUEFLITE® 8-SPEED AUTOMATIC TRANSMISSION OR AISIN 6-SPEED AUTOMATIC TRANSMISSION**

The standard engine for all Ram Chassis Cab models provides outstanding gas-powered V8 performance with 87-octane unleaded gas. Mate the 6.4L HEMI V8 with the available AISIN 6-speed transmission, and you've got stellar available PTO capability. Configurations: HEMI V8/8HP75 8-speed, standard on 3500; HEMI V8/AISIN AS66RC 6-speed, optional on 3500 and standard on 4500/5500.

#### MDS/FUEL SAVER TECHNOLOGY

It's exactly what business needs. Engineered for the 5.7L HEMI V8 on Ram 1500 and the 6.4L HEMI V8 on Heavy Duty and 3500 Chassis Cab with the 8HP75 8-speed auto, the Multi-Displacement System (MDS) supplies a tough 8-cylinder for the job—and then seamlessly transforms the engine into a smooth and efficient 4-cylinder. If you're using available PTO on a 3500 Chassis Cab powered by the 6.4L HEMI V8/AISIN transmission, MDS only operates while in the stationary (static) mode.



**5 YEAR / 100,000 MILE**  
POWERTRAIN LIMITED WARRANTY<sup>40</sup>

**EVERY DIESEL POWERTRAIN  
IN THE PORTFOLIO IS COVERED  
BY OUR 5/100 WARRANTY.<sup>40</sup>**

**5 YEAR / 60,000 MILE**  
POWERTRAIN LIMITED WARRANTY<sup>40</sup>

**EVERY GAS POWERTRAIN  
IN THE PORTFOLIO IS COVERED  
BY OUR 5/60 WARRANTY.<sup>40</sup>**

# RAM POWERTRAINS

## RAM 2500/3500 PICKUP



**TURBO DIESEL**

### 400 HP / 1,000 LB-FT (3500)

#### 6.7L CUMMINS® HIGH OUTPUT TURBO DIESEL

*WITH THE AISIN® HEAVY-DUTY 6-SPEED AUTOMATIC TRANSMISSION*

The available High Output (HO) is mated only to the AISIN 6-speed automatic. With its available diesel torque of 1,000 lb-ft, the Cummins HO gives Ram 3500 pickup models indisputable confidence for all towing and hauling assignments. An ingenious Diesel Exhaust Fluid (DEF) system means all Cummins Turbo Diesels meet stringent federal emissions standards. The Cummins HO is available only on Ram 3500 pickups.

### 370 HP / 850 LB-FT (2500/3500)

#### 6.7L CUMMINS TURBO DIESEL

*WITH THE 68RFE 6-SPEED AUTOMATIC TRANSMISSION*

This calibration translates into radically high torque output, giving Ram Heavy Duty models extra clout for the job. Like all Cummins engines, it features the “smart” diesel exhaust brake and offers superb, unaided cold-start capability in temperatures as low as -20°F. The 370 hp/850 lb-ft calibration is partnered with the dependable 68RFE 6-speed automatic transmission. Availability is solely on Ram 2500/3500 Heavy Duty pickups.

**5 YEAR / 100,000 MILE**  
**POWERTRAIN LIMITED WARRANTY<sup>40</sup>**

**EVERY DIESEL POWERTRAIN  
IN THE PORTFOLIO IS COVERED  
BY OUR 5/100 WARRANTY.<sup>40</sup>**



### 410 HP / 429 LB-FT (2500/3500)

#### 6.4L HEMI® V8 WITH MDS/FUEL SAVER TECHNOLOGY AND THE TORQUEFLITE® 8-SPEED AUTOMATIC TRANSMISSION

This engineering combines the best: VVT, MDS/Fuel Saver Technology, Individual Cylinder Fuel Control and interactive Deceleration Fuel Shut-Off (iDFSO)—all using 87-octane unleaded. Performance is exceptional.

Technical details of the ZF 8HP75 8-speed automatic include torque-converter brazing and two gearsets with pinion gears, as well as a heavy-duty park system—all to handle the mammoth towing and payload capacities. The 8HP75 offers a level of shift refinement not usually seen in heavy-duty trucks, with fully electronic operation, an innovative and convenient rotary dial e-shifter, and on-the-fly shift mapping with more than 40 individual maps to optimize shift quality/points, regardless of load or conditions.

**5 YEAR / 60,000 MILE**  
**POWERTRAIN LIMITED WARRANTY<sup>40</sup>**

**EVERY GAS POWERTRAIN  
IN THE PORTFOLIO IS COVERED  
BY OUR 5/60 WARRANTY.<sup>40</sup>**

# RAM POWERTRAINS

## RAM 1500 PICKUP



### 395 HP / 410 LB-FT

**5.7L HEMI® V8 WITH eTORQUE TECHNOLOGY AND THE TORQUEFLITE® 8-SPEED AUTOMATIC TRANSMISSION**

Even an engine that carries the legendary reputation of the 5.7L HEMI V8 can achieve new-generation status. Incorporating eTorque technology in the HEMI V8 takes engineering to the next level—and radically boosts capability. eTorque increases supplemental torque by 130 lb-ft—power you'll appreciate when launching from a full stop while towing a heavy trailer. Available only for Ram 1500.



### 395 HP / 410 LB-FT

**5.7L HEMI V8 WITH MDS/FUEL SAVER TECHNOLOGY AND THE TORQUEFLITE 8-SPEED AUTOMATIC TRANSMISSION**

The resilient HEMI V8 for Ram 1500 reflects its legendary heritage—but it's really the engineering that makes this the engine of choice for business. Smart refinements to get the most from every drop of fuel include dual spark plug technology and Variable Valve Timing (VVT); both contribute to outstanding engine efficiency and torque levels. The Multi-Displacement System (MDS)/Fuel Saver Technology transforms this legendary V8 into an efficient 4-cylinder under many of the everyday and specialized driving conditions in industry and agriculture. Available for Ram 1500 pickups.

**3.6L  
VVT**



### 305 HP / 269 LB-FT

**THE 3.6L PENTASTAR® V6 WITH eTORQUE TECHNOLOGY AND THE TORQUEFLITE 8-SPEED AUTOMATIC TRANSMISSION**

The standard powerplant is the 3.6L Pentastar V6 with eTorque—a smart configuration that delivers the welcome addition of 90 lb-ft of supplemental torque to an already impressive torque curve. eTorque technology for the Pentastar V6 is on Ram 1500 only.



### 260 HP / 480 LB-FT

**THE NEW 3.0L ECODIESEL V6 WITH THE TORQUEFLITE 8-SPEED AUTOMATIC TRANSMISSION**

The third generation of the 3.0L EcoDiesel V6 offers significantly new ratings across the board. It ramps up torque by 14 percent and increases horsepower by 8 percent over the previous version—while measurably minimizing Noise, Vibration and Harshness (NVH) and still maintaining outstanding efficiency. Notable changes that result in this improved and efficient performance include a new-generation water-cooled turbocharger, a redesigned cylinder head, an updated exhaust gas recirculation system design and an optimized compression ratio—from 16.5:1 down to 16:1. Available only for the 2020 Ram 1500 pickup.

**5 YEAR / 60,000 MILE  
POWERTRAIN LIMITED WARRANTY<sup>40</sup>**

**EVERY GAS POWERTRAIN  
IN THE PORTFOLIO IS COVERED  
BY OUR 5/60 WARRANTY.<sup>40</sup>**

**5 YEAR / 100,000 MILE  
POWERTRAIN LIMITED WARRANTY<sup>40</sup>**

**EVERY DIESEL POWERTRAIN  
IN THE PORTFOLIO IS COVERED  
BY OUR 5/100 WARRANTY.<sup>40</sup>**

# RAM POWERTRAINS

## RAM 1500 CLASSIC PICKUP



### 395 HP / 410 LB-FT

**5.7L HEMI® V8** WITH MDS/FUEL SAVER TECHNOLOGY AND THE TORQUEFLITE® 8-SPEED AUTOMATIC TRANSMISSION

Nothing says capability as well as a 5.7L HEMI V8 in a Ram 1500—with a comprehensive description on the previous page. To that, add the fact that all 5.7L HEMI V8 engines are mated to the TorqueFlite 8-speed automatic transmission with its easy-to-use and dashboard-mounted rotary dial shifter. This is one powertrain that gives every owner of a Ram 1500 confidence, capability and character. Available for all Ram 1500 Classic pickups.

**5 YEAR / 60,000 MILE**  
**POWERTRAIN LIMITED WARRANTY**<sup>40</sup>

**EVERY GAS POWERTRAIN  
IN THE PORTFOLIO IS COVERED  
BY OUR 5/60 WARRANTY.**<sup>40</sup>



### 3.6L VVT

### 305 HP / 269 LB-FT

**THE 3.6L PENTASTAR® V6**  
WITH THE TORQUEFLITE 8-SPEED AUTOMATIC TRANSMISSION

As the standard powerplant on select Ram 1500 Classic pickups, the Pentastar V6 delivers ultra-capable performance with notable gas-powered efficiency working with its standard partner, the innovative TorqueFlite 8-speed automatic transmission. One of the many invaluable assets of this engine is its thermal management system—technology that helps keep internal components operating at ideal temperatures.



# RAM POWERTRAINS

## RAM PROMASTER®

**3.6L**  
VVT

**280 HP / 260 LB-FT**

**3.6L PENTASTAR® V6 WITH 6-SPEED AUTOMATIC TRANSMISSION**

The impressive and reliable Pentastar V6 remains the preferred and standard engine for the 2020 Ram ProMaster models. Light and efficient, it features outstanding horsepower and torque curves, Electronic Throttle Control, and a serious compression ratio of 10.2:1.

**5 YEAR / 60,000 MILE**  
**POWERTRAIN LIMITED WARRANTY**<sup>40</sup>

**EVERY GAS POWERTRAIN  
IN THE PORTFOLIO IS COVERED  
BY OUR 5/60 WARRANTY.**<sup>40</sup>



## RAM PROMASTER CITY®

**2.4L** *multiair*

**178 HP / 174 LB-FT**

**2.4L TIGERSHARK® MULTI-AIR® 2 I-4**  
**WITH 9-SPEED AUTOMATIC TRANSMISSION**




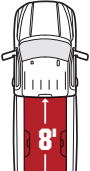







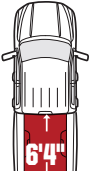

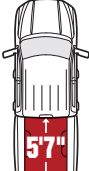
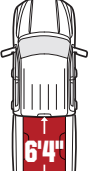
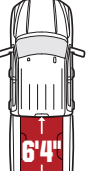
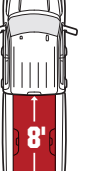
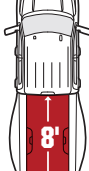


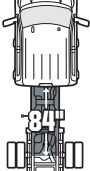





Here's what propels your business forward: the 2.4L Tigershark mated to the 9-speed automatic transmission; working together, these components create a powertrain that delivers hardworking horsepower and torque figures along with notable 4-cylinder efficiency.

**5 YEAR / 60,000 MILE**  
**POWERTRAIN LIMITED WARRANTY**<sup>40</sup>

**EVERY GAS POWERTRAIN  
IN THE PORTFOLIO IS COVERED  
BY OUR 5/60 WARRANTY.**<sup>40</sup>




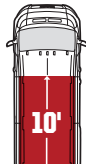
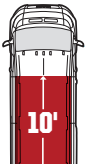




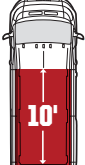





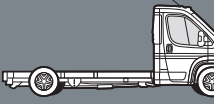

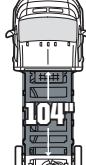
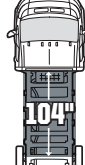


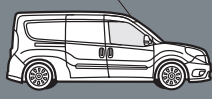


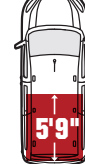
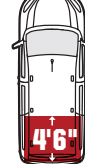
# RAM PICKUP AND CHASSIS CAB CONFIGURATIONS

	RAM PICKUP				RAM CHASSIS CAB				
	1500		2500 AND 3500		3500, 4500 AND 5500				
	SRW		SRW	DRW	SRW	DRW			
 <p><b>REGULAR CAB</b></p>	 <p>1500 CLASSIC ONLY</p>	 <p>1500 CLASSIC ONLY</p>	 <p>2500, 3500</p>	 <p>3500</p>	 <p>3500</p>	 <p>3500, 4500, 5500</p>	 <p>3500, 4500, 5500</p>	 <p>4500, 5500</p>	 <p>4500, 5500</p>
 <p><b>QUAD CAB®</b></p>	 <p>1500 CLASSIC ONLY</p>								
 <p><b>CREW CAB</b></p>	 <p>1500 CLASSIC ONLY</p>	 <p>1500 CLASSIC ONLY</p>	 <p>2500, 3500</p>	 <p>2500, 3500</p>	 <p>3500</p>	 <p>3500</p>	 <p>3500, 4500, 5500</p>	 <p>4500, 5500</p>	
 <p><b>MEGA CAB®</b></p>			 <p>2500, 3500</p>		 <p>3500</p>	<p><b>RAMBOX® SYSTEM AVAILABILITY:</b>  <b>1500 CLASSIC PICKUP</b>            REG, QUAD &amp; CREW CAB, 5'7" &amp; 6'4" BOX  <b>1500 PICKUP</b>            CREW CAB, 5'7" BOX  <b>2500/3500 PICKUPS</b>            SRW CREW AND MEGA CAB, 6'4" BOX</p>		<p> = BED LENGTH   = CAB-TO-AXLE LENGTH  <b>SRW</b> = SINGLE REAR WHEEL  <b>DRW</b> = DUAL REAR WHEEL</p>	



# RAM PROMASTER® AND RAM PROMASTER CITY® CONFIGURATIONS

RAM PROMASTER®							
	1500		2500		3500		
	118" WB	136" WB	136" WB	159" WB	136" WB	159" WB	159" WB, EXT
 <b>CARGO VAN</b> STANDARD ROOF							
 <b>CARGO VAN</b> AVAILABLE HIGH ROOF							
 <b>WINDOWED VAN</b> HIGH ROOF ONLY							
 <b>CHASSIS CAB/                      CUTAWAY</b> STANDARD ROOF ONLY	<div style="border: 1px solid red; padding: 5px;"> <span style="display: inline-block; width: 15px; height: 15px; background-color: red; margin-right: 5px;"></span> = LOAD FLOOR LENGTH  <span style="display: inline-block; width: 15px; height: 15px; background-color: gray; margin-right: 5px;"></span> = CAB-TO-AXLE LENGTH  <b>WB</b> = WHEELBASE                     </div>						

RAM PROMASTER CITY®	
 <b>CARGO VAN</b> 122.4" WHEELBASE	 CARGO LOAD FLOOR
 <b>PASSENGER WAGON</b> 122.4" WHEELBASE	 CARGO LOAD FLOOR 2ND-ROW SEATS FOLDED
	 CARGO LOAD FLOOR BEHIND 2ND-ROW SEATS



[RAMTRUCKS.COM/COMMERCIAL](http://RAMTRUCKS.COM/COMMERCIAL)

# RAM NETWORK



BusinessLink has you covered.

- ▶ Full Range of FCA US Commercial Vehicles
- ▶ Free Membership
- ▶ Priority Service
- ▶ Extended Service Hours
- ▶ Dedicated Staff of Commercial Vehicle Experts
- ▶ Free Alternate Transportation
- ▶ Generous Incentives
- ▶ Expertise in Commercial Financing Options
- ▶ 24/7 Towing Service Available

For more information, log on to [FCAUSFLEET.COM](http://FCAUSFLEET.COM) or call us toll-free at **877-2THELINK (877-284-3546)**.

## THE DEALER NETWORK FOR YOUR BUSINESS.

Your BusinessLink dealer is committed to providing you, the small business owner, with the vehicle support you need for your business, from servicing all makes and models of your existing vehicles to selling you the right vehicles needed to perform the work that you do. Your BusinessLink dealer provides priority service because we know downtime is costing you money. Your BusinessLink dealer has sales professionals trained to properly "job-rate" the right vehicle for your work application along with providing commercial finance options. New vehicle sales to qualified small business owners also receive a free alternate transportation contract, in the event your vehicle is in for service.

Membership in the BusinessLink program is free. Membership helps us to identify you as a small business owner so we can provide you with both the service you deserve and update you with offers that can help reduce the cost of doing business. Ask your BusinessLink dealer to register today.

## ON THE JOB

ON THE JOB<sup>41</sup> allowances make your business more profitable!

- ▶ **NO-EXTRA-CHARGE.** 2-Year Gas/4-Year Diesel Lube-Oil-Filter Allowance
  - ▶ **UP TO \$1,000.** Commercial Graphics Program Allowances<sup>42</sup>
  - ▶ **UP TO \$1,000.** Commercial Equipment/Uplift Allowances<sup>43</sup>
  - ▶ **\$300 - \$1,000.** Allowance on Select Mopar® Service Contracts
- See your dealer for specific program rules and details, log on to [FCAUSFLEET.COM](http://FCAUSFLEET.COM) or call us toll-free at **877-2THELINK (877-284-3546)**.

### INCENTIVES FOR SMALL BUSINESSES.

Running a business presents plenty of challenges. Like cutting costs, not corners. Like saving time and money and eliminating hassles. The ON THE JOB<sup>41</sup> commercial incentive program provides assistance in customizing and servicing your business vehicles.

## CHRYSLER CAPITAL

A commercial line of credit from Chrysler Capital is ideal for qualified business customers looking for a flexible, easy way to manage growing vehicle needs. Chrysler Capital streamlines the process—and, with pre-qualification, you're ready to buy a vehicle when you need it. Ask your BusinessLink dealer for details.



Join fellow Ram enthusiasts and tell your story by posting comments, participating in discussions, and sharing your photos and videos. Join our community on Facebook, Twitter, YouTube and Instagram.

Explore Ram Life at [ramtrucks.com/ram-life.html](http://ramtrucks.com/ram-life.html)

JOIN IN



## RAM OUTFITTER



**YOUR GO-TO ONLINE SOURCE FOR RAM GEAR: [ramtrucks.com/outfitter](http://ramtrucks.com/outfitter)**

1 Based on best-in-class cargo capacity, best-in-class payload and best-in-class hwy mpg. Class is Small Commercial Van segment (Class 1). 2 Based on the average of VID vs. New Registrations for each model year using IHS Markit Data as of September 1, 2019 for Model Years 1988 - 2019. 3 Based on Class 4 pickup-based conventional cab chassis. When properly equipped. See dealer for details. 4 Based on Class 5 pickup-based conventional cab chassis. When properly equipped. See dealer for details. 5 Assumes properly equipped vehicle and 150-lb allowance for driver. Additional options, equipment, passengers and cargo weight must be subtracted. See dealer for details. 6 Class based on 250/2500 and 350/3500 pickups. 7 When properly equipped. See dealer for details. 8 Based on awards within the Light-Duty Pickup segment from January 15, 2018 - November 4, 2019. 9 Class based on light-duty pickups. When properly equipped. See dealer for details. 10 Class based on Large Commercial Van segment (Class 2). When properly equipped. See dealer for details. 11 Class is Small Commercial Van segment (Class 1). When properly equipped. See dealer for details. 12 Based on Class 4-5 pickup-based conventional cab chassis. 13 Based on Class 3-5 pickup-based conventional cab chassis. 14 Based on Class 3-5 pickup-based conventional cab chassis. This system is a driver convenience system, not a substitute for active driver involvement. The driver must remain aware of traffic conditions and be prepared to use the brakes to avoid collisions. 15 Based on Class 3-5 pickup-based conventional cab chassis. Always check entire surroundings visually before proceeding. 16 Based on Class 3 pickup-based conventional cab chassis. When properly equipped. See dealer for details. 17 Always check entire surroundings visually before proceeding. 18 Never operate the vehicle with the seats reclined to the extent that the seat belts are not secure and flat against your torso. 19 SiriusXM Radio, SiriusXM Traffic Plus and SiriusXM Travel Link each require a subscription sold separately, or as a package, by Sirius XM Radio Inc. 20 You decide to continue service after your 1-year/5-year trial included with the new vehicle purchase, the subscription plan you choose will automatically renew thereafter and you will be charged according to your chosen payment method at then-current rates. Trial service is not transferable. Fees and taxes apply. Please see the Customer Agreement at siriusxm.com for complete terms and how to cancel, which includes calling SiriusXM at 1-866-635-2349. All fees and programming are subject to change. Not all vehicles or devices are capable of receiving all services offered by SiriusXM. Data displays and individual product availability vary by vehicle hardware. Current information and features may not be available in all locations, or on all receivers. Weather forecast. Current Conditions may not be available in all locations. 20 The Uconnect Phone requires a mobile phone equipped with the Bluetooth Hands-Free Profile. To check phone compatibility, please visit UconnectPhone.com. 21 All SiriusXM Guardian equipped vehicles come with a 12-month trial effective on the date of purchase or lease of a new vehicle. Enrollment in the trial is required to receive service. Upon expiration of the trial period, purchase of a subscription is required to continue SiriusXM Guardian. SiriusXM Guardian is available only on equipped vehicles purchased within the United States and Puerto Rico. Services can only be used where cellular coverage is available. See Uconnect and SiriusXM Guardian Terms of Service for complete service limitations. 22 Remote Vehicle Start is not available on all vehicles. You are responsible for using remote features in accordance with any laws, rules or ordinances in effect in your vehicle's location. You must have an active subscription to SiriusXM Guardian in order to use remote services. See Terms of Service for service limitations. 23 Three-month/1GB trial included with the purchase or lease of a new vehicle. Upon expiration of the trial period, purchase of a subscription is required. WiFi Hotspot available through third-party subscription. Requires Internet-enabled mobile device. See dealer for details. This feature is not intended for use by the driver while the vehicle is in motion. Always drive carefully. 24 This feature does not work while the vehicle is in motion. 25 Requires compatible iPhone. See dealer for phone compatibility. Data plan rates apply. Vehicle user interface is a product of Apple. Apple CarPlay, Apple Music and Siri are trademarks of Apple Inc. iPhone is a trademark of Apple Inc., registered in the US and other countries. Apple terms of use and privacy statements apply. 26 Requires an iPhone with Siri. Certain features are not available while the vehicle is in motion. iPhone must be within active cellular range. Customer's existing iPhone data rates apply to Internet-supported features. 27 To use Android Auto on your phone screen, you'll need an Android phone running 5.0 or higher and the Android Auto App. Google, Android, Google Play and Android Auto are trademarks of Google LLC. 28 Visit Mopar.com for complete details and a copy of the Basic Limited Warranty. 29 Always sit properly in designated seating positions with seat belts securely fastened at all times. 30 This system is an alert system for the front of the vehicle. It is not a substitute for active driver involvement. The driver must remain aware of traffic conditions and be prepared to use the brakes to avoid collisions. 31 This system is a driver convenience system, not a substitute for active driver involvement. The driver must remain aware of traffic conditions and be prepared to use the brakes to avoid collisions. 32 Always check visually for vehicles prior to changing lanes. 33 Always look before proceeding. An electronic drive aid is not a substitute for conscientious driving. Always be aware of your surroundings. 34 Always drive carefully, consistent with conditions. Always wear your seat belt and obey traffic laws. 35 Always drive carefully, consistent with conditions. 36 This system is a driver convenience system, not a substitute for active driver involvement. The driver must remain aware of traffic conditions and maintain control of the vehicle. 37 Class based on light-duty pickups. Excludes other FCA US LLC vehicles. 38 Based on manufacturer testing. Always drive carefully, consistent with conditions. Always wear your seat belt and obey posted speed limits. 39 Class is Small Commercial Van segment. EPA-estimated 28 hwy mpg, 2.4L automatic 9-speed transmission. Actual mileage may vary. 40 Visit Mopar.com for complete details and a copy of the Powertrain Limited Warranty. 41 ON THE JOB is a retail incentive program; see your dealer for official rules. Inquire about eligibility by calling 877-ONTHEJOB or by logging on to [fcausfleet.com](http://fcausfleet.com). The purchaser or lessee must be a qualified commercial customer for more than 30 days prior to the date of the vehicle purchase. An official ON THE JOB Customer Acknowledgment Form must be signed by the customer (provided by the dealer). 42 Allowance varies by graphic program. See dealer for details. Take retail delivery by 12/31/2020. 43 Allowance varies by uplift and model. See dealer for details. Take retail delivery by 12/31/2020.

©2019 FCA US LLC. All Rights Reserved. Ram, Mopar, BusinessLink B design, HEMI, Mega Cab, ParkSense, ParkView, Pentastar, Quad Cab, the Ram's Head Logo, RamBox, Ram ProMaster, Ram ProMaster City, Tigershark, TorqueFlite, Tradesman and Uconnect are registered trademarks and Active-Level, On The Job B design, Ram 1500 Classic Warlock and Ram Telematics are trademarks of FCA US LLC. Chrysler Capital is a registered trademark of FCA US LLC and licensed to Santander Consumer USA Inc. MultiAir is a registered trademark of C.R.F. Società Consortile per Azioni, used under license by FCA US LLC.

Harman Kardon is a registered trademark of Harman International Industries, Inc. Cummins is a registered trademark of Cummins Co., Ltd. CNH, Case IH and New Holland are registered trademarks of CNH America LLC. Bluetooth is a registered trademark of Bluetooth SIG, Inc. Sirius XM Connected Vehicles Services Inc. Sirius, XM, SiriusXM and SiriusXM Guardian and all related marks and logos are registered trademarks of Sirius XM Radio Inc. Facebook and logo are registered trademarks of Facebook, Inc. The Twitter logo is a service mark of Twitter, Inc. Instagram and logo are registered trademarks of Instagram, Inc. BIG TEX TRAILERS is a trademark and brand of Big Tex Trailer Manufacturing, Inc. Katerock is a registered trademark of Dejana Truck & Utility Equipment Co. All rights reserved. Carhartt and the Carhartt C Logo are registered trademarks of Carhartt, Inc.

About this catalog, since the time of publication, some of the information you'll find in this catalog may have been updated. Ask your dealer for details. Some of the equipment shown or described throughout this catalog may be available at extra cost. Specifications, descriptions, illustrative materials and all competitive comparisons contained herein are as accurate as known at the time this publication was approved for printing. FCA US LLC reserves the right to discontinue models at any time or change specifications without notice or without incurring obligation. Options may be required in combination with other options. For the price of the model with the equipment you desire, or verification of specifications contained here, see your Ram dealer.

Ram is a registered trademark of FCA US LLC.