


# SUBURBANS



PLYMOUTH

1960-new Dream Car Suburbans . . . **3 full years ahead** . . . the only station wagons that dare to break the time barrier!



THE SPORT SUBURBAN 4-DOOR V-8 OR 6

# SPECIFICATIONS

## FABULOUS FURY "301" V-8 ENGINE

**ENGINE TYPE:** New, bigger displacement, high-compression 8-cylinder Fury "301" V-8 with overhead valves. 301 cu. in. 3.91 bore, 3.13 stroke. Higher (8.5 to 1) compression ratio. New automatic choke. New spool-type rubber shear engine mounts. New quiet, quick-lift camshaft. Adjustable valve tappets. Fury "301" V-8 engine with PowerPak available at moderate extra cost. **FUEL SYSTEM:** Dual filtration includes new woven plastic fuel filter in gas tank and extra fine ceramic filter at carburetor. **FUEL CAPACITY:** 22 gallons. **LUBRICATION:** Full pressure to all crankshaft, camshaft and connecting rod bearings and to valve rocker arms and tappets. Rotor-type oil pump. Shunt-type oil filter (standard on Sport and Custom Suburbans). **COOLING SYSTEM:** Higher capacity, high pressure (14 psi) system. Full-length water jackets. Water pump with ball bearings.

**VENTILATION:** Permanent cowl air intake. Ventilating wings in each front door. New swivel-mounted defrosters (standard with heater) control direction of air flow. **CHASSIS:** Rugged new full-length boxed steel frame. With wider frame rails. Five sturdy cross members.

## POWERFLOW 6 ENGINES

**ENGINE TYPE:** 6-cylinder L-head valve arrangement. Increased compression ratio (8 to 1) automatic choke. Redesignated 3-point engine mounting. Counterbalanced crankshaft with 4 main bearings. Chain-driven camshaft. Aluminum alloy pistons. Top compression ring chrome plated. Adjustable valve tappets with heat-resistant alloy steel exhaust valve seat inserts. **FUEL SYSTEM:** New woven plastic fuel filter in gas tank. **LUBRICATION:** Full pressure to all crankshaft, camshaft and connecting rod bearings. Rotor-type oil pump. Bypass oil filter (standard on most models). **COOLING SYSTEM:** Higher capacity, high pressure (14 psi) system. Water pump with ball bearings.

## V-8 AND 6 MODELS

**FUEL SYSTEM:** Aluminum downdraft carburetor. New replaceable paper element air cleaner. **ELECTRICAL:** 12-volt electrical system. Heavy-duty battery. High capacity, 30 amp. generator with automatic voltage and current control. Ignition-key start switch. Lighting circuit protected with circuit breaker. Trouble-free plastic coated wiring throughout. Resistor-

type spark plugs. Automatic mechanical and vacuum spark control. Splash-proof distributor. **BODY SPECIFICATIONS:** Wheelbase 122". Over-all length 210.9". Over-all width 78.2". Over-all height 6-cyl. models, loaded 57", unloaded 59"; V-8 models, loaded 56.9", unloaded 58.9". **CONSTRUCTION:** All-steel welded, completely rust-proofed and insulated Safety-Body. Box section reinforcements around window and door openings. Baked enamel finish. **STEERING:** Worm and roller-type steering gear. Idler arm steering linkage for maximum controllability. Ball-joint steering knuckles.

**FRONT SUSPENSION:** Combined torsion bar springs and ball joints. Lower unsprung weight. Wide-angle lower control struts. Rubber isolated pivot mountings. Redesignated Oriflow Shock Absorbers.

**REAR SUSPENSION:** Asymmetric stub spring design. Larger, soft jounce cushioners. Rubber isolated rear springs. **DRIVE:** Hotchkiss drive with hypoid rear axle. **BRAKES:** New, 11" Total Contact Brakes. **TIRES AND WHEELS:** New, larger volume tires (10% greater air volume). Size 7.50 x 14. Safety-Rim wheels.

# ACCESSORIES

For the ultimate in driving pleasure and safety, ask your dealer about these specially engineered accessories:

- Push-Button Torque-Flite 3-speed Automatic Transmission (Sport Suburban only)
- Push-Button PowerFlite Overdrive
- Safety-Sure Power Brakes
- Full-Time Power Steering
- Push-Button Power Seat
- Push-Button Power Windows
- Plymouth All-Weather Air Conditioner
- Fresh-Aire Heating-Defrosting System
- 8.00 x 14 Hi-Load Four-Ply Tires
- Front Bumper Wing Guards
- Wheel Covers
- Safety-Padded Instrument Panel and Sun Visors
- Sweep-Second Electric Watch
- Custom Push-Button Radio
- Transistorized "Search-Tune" Radio
- Highway Hi-Fi Record Player
- Locked Storage Compartment (6 passenger Suburbans)
- PowerPak (V-8 only)
- Dual Exhausts
- Solex Tinted Glass
- Undercoating
- Whitewall Tires

The policy of Plymouth Division of Chrysler Corporation is one of continual improvement in design and manufacture wherever possible to assure a still finer car. Hence, specifications, equipment and prices are subject to change without notice.

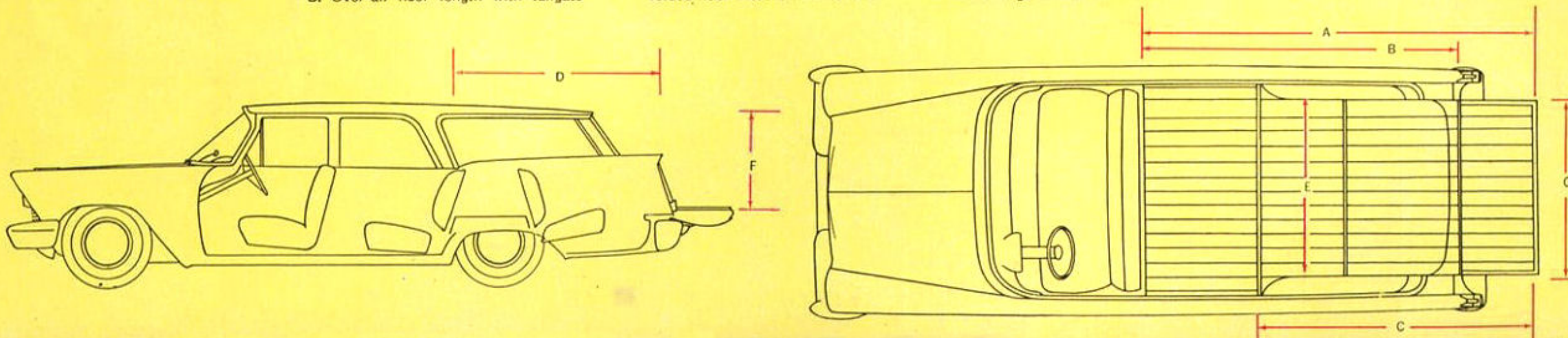
# DIMENSIONS

- A. Over-all floor length with tailgate open . . . 2nd seat and 3rd seat folded flush into floor . . . 120.9"—over 10 feet!  
 B. Over-all floor length with tailgate

- closed . . . 2nd seat and 3rd seat folded flush into floor . . . 97.1".  
 C. Over-all floor length with tailgate open . . . 2nd seat up and 3rd seat folded flush into floor . . . 83.2".

- D. Over-all floor length with tailgate closed . . . 2nd seat up and 3rd seat folded . . . 64.1".  
 E. Over-all width between rear wheel housings . . . 45.7".

- F. Height of rear opening 28.7".  
 G. Width of rear opening 50".  
 Wheelbase, 122". Over-all width, 78.2".  
 Over-all length, 210.9".



➤ 6 new Plymouth Suburbans . . . 2-door and 4-door models with **Flight-Sweep Styling!**



The **SPORT SUBURBAN**, 4-door V-8 or 6  
(One model seats 9 passengers, another model seats 6 passengers)



The **CUSTOM SUBURBAN**, 4-door V-8 or 6  
(One model seats 9 passengers, another model seats 6 passengers)




The **CUSTOM SUBURBAN**, 2-door V-8 or 6



The **DE LUXE SUBURBAN**, 2-door V-8 or 6

The Sport Suburban and the Custom Suburban are available in solid colors, 2-tone combinations, or with Sportline trims as shown above.


Cars are illustrated to show some items of special equipment such as trim, 2-tone paint, white wall tires, front bumper wing guards and wheel covers—all available at moderate extra cost.



**1960-NEW OBSERVATION CAR 3RD SEAT.** New type 3rd seat faces rear in the 9-passenger models. Far easier entrance, far more leg room, far more visibility. The first self-storing third seat in history. It folds away right into the floor!



**1960-NEW EASY-TO-USE BACK "STEPS"**. Step up . . . step in . . . seat yourself in comfort. Rear "steps" are located to left and right of tailgate for easy entrance to the third seat facing the rear in the 9-passenger Plymouth Suburbans.



**1960-NEW TIRE STORAGE.** New tire storage compartment on 9 passenger models is now hidden from view under outside right rear fender. Gives you much more space inside with a clear deck for easier loading and unloading.



**17½ FT. LONG! SEATS 9 PASSENGERS.** Plymouth Suburbans have new longer 122 inch wheelbases. Longer length and wheelbase give unequalled passenger comfort and increased cargo space. Seats as many as 9 people.



**6 PASSENGERS PLUS CARGO.** Without 3rd seat, or with 3rd seat folded flush into the floor, you have worlds of room for cargo. Haul camp equipment, garden tools—any bulky items and still comfortably seat 6 passengers.



**FAR MORE INTERIOR SPACE THAN EVER BEFORE.** You can pay more, but you can't buy a station wagon with more passenger or cargo space than the big 1960-new Plymouth Suburban. It's the biggest Suburban in Plymouth history!

Suddenly, it's 1960, **3 full years ahead** . . . never before so many advances for your comfort, safety, convenience!

**1960-NEW SECRET LOCKED STORAGE COMPARTMENT.** This feature available in 6-passenger Suburbans. Put your packages out of sight in a storage well located right in the rear deck floor. Just lock the lid for safekeeping.

**1960-NEW REAR WINDOW IN TAILGATE.** On all models, rear window disappears down into tailgate. Passenger or driver can control rear window electrically in 9-passenger models. On others, rear window rolls down manually.

**EASY ACCESS FRONT SEAT.** In all 2-door Suburbans the front seat is split in one-third—two-third sections. The narrow section folds forward to provide easy entrance to rear seat without disturbing the driver or passenger.

**1960-NEW TORSION-AIR® SUSPENSION.** When the car goes over rough roads, powerful torsion bars twist, and thus absorb bumps before they reach car frame.

**1960-NEW PUSH-BUTTON DRIVING.** Easy as touching a doorbell. A positive mechanical transmission control . . . no switches or circuits to get out of order (optional).

**1960-NEW TREMENDOUS POWER!** Fabulous new Fury "301" V-8 has bigger displacement. More power for safety. New economical, Powerflow 6 also available!

