



[www.fordvans.co.uk/ranger](http://www.fordvans.co.uk/ranger)

# FordRanger

Go anywhere, do anything

Dealer

Published by Commercial Vehicle Marketing,  
Ford Motor Company Limited,  
Brentwood, Essex, England.  
Registered in England No. 235446.  
**FA 1442/3.**  
BJN 300019.  
PN 477508/1104/85m/GBR en.  
November 2004.  
© Ford Motor Company Limited

**Illustrations, descriptions and specifications.** This catalogue was correct at the time of going to print. However, Ford policy is one of continuous product development. The right is reserved to change specifications, colours and prices of the models and items illustrated and described in this publication at anytime. For the latest details always consult your Ford Transit Specialist Dealer. **Optional equipment.** Throughout this publication, wherever a feature is described as being an 'Option' or 'Optional Fitment/Pack', etc., you should assume that it will be at extra cost to the base vehicle, unless specifically stated to the contrary.



Ford Chassis Cabs

Please see separate brochure or visit: [www.fordvans.co.uk/chassiscabs](http://www.fordvans.co.uk/chassiscabs)



Ford Transit Chassis Cab/Double Cab/‘One-Stop’ Range

	Nominal body length (metres)	Wheelbase	Payload (gross)** (kg)	Gross Vehicle Mass (kg)	Maximum Gross Train Mass (kg)
Ford Chassis Cab	2.8	SWB	1581	3000	3500
	3.2	MWB	1889-1918	3500	6000
	3.6	LWB	1848-1881	3500	6000
	4.0	LWB EF	1816-2457	3500-4250	6000
Ford Chassis Double Cab	2.8	LWB	1726	3500	6000
	3.2	LWB EF	1717	3500	6000

\*\*Gross payload = GVM minus kerbweight.

Ford Panel Vans

Please see separate brochure or visit: [www.fordvans.co.uk/panelvans](http://www.fordvans.co.uk/panelvans)



Ford Fiesta Van

Ford Transit Connect



Ford Transit Van

	Wheelbase	Load length (mm)	Cube (cu.m) (VDA)*	Payload (gross)** (kg)	Gross Vehicle Mass (kg)	Maximum Gross Train Mass (kg)
Ford Fiesta Van	SWB	1320	1.01	465-497	1540-1585	1640-2335
Ford Transit Connect Van	SWB	1739-2467*	2.8-3.4	557-825	1970-2240	2770-3040
	LWB	1986-2714*	3.7-4.4	632-900	2080-2340	2880-3140
Ford Transit Van	SWB	2582	5.19-6.81	738-1601	2600-3300	3500-5210
	MWB	2949	7.34-8.85	884-1652	2800-3500	3500-6000
	LWB	3399	8.45-10.2	820-1600	2800-3500	3500-6000
	LWB EL ‘Jumbo’	4107	12.28	1314-1424	3500-4250	4500-6000

\*Measured using the VDA method. \*\*Gross payload = GVM minus kerbweight. \*Max. load length with passenger seat folded flat.

FordRanger

www.fordvans.co.uk/ranger



Ford Ranger Regular Cab/Super Cab/Double Cab XLT

	Drive	Loadbox length (mm)	Loadbox width (mm)	Payload (gross)** (kg)	Gross Vehicle Mass (kg)	Maximum Gross Train Mass (kg)
Ford Ranger Regular Cab	4x2/4x4	2280	1536	1200/1180	2650/2845	4650/5645
Ford Ranger Super Cab/Super Cab XLT	4x2/4x4	1753	1536	1210	2675/2930	4675/5730
Ford Ranger Double Cab/Double Cab XLT	4x4	1530	1536	1135	2845	5645

\*\*Gross payload = GVM minus kerbweight.

Ford People Movers

Please see separate brochure or visit: [www.fordvans.co.uk/peoplemovers](http://www.fordvans.co.uk/peoplemovers)



Ford Tourneo Connect

Ford Tourneo



Ford Transit Minibus – 12/15/17-seats

	Seats	Wheelbase	Overall length (mm)	Overall height (mm)	Overall width (mm)†
Ford Tourneo Connect	5	LWB	4525	1981	1795
Ford Tourneo	8 and 9	SWB	4834	1974	1974
Ford Transit Minibus	12	MWB	5201	2309	1974
	15	LWB	5651	2354	1974
	17	LWB EL	6374	2340	2084

†Excludes mirrors.







**Model** Regular Cab 4x2.



**Model** Regular Cab 4x4 **Option** (at extra cost) Glacier Blue metallic paint.



**Model** Super Cab 4x2 **Option** (at extra cost) Steel Silver metallic paint **Accessory** (at extra cost) Load bed liner.



**Model** 4-door Super Cab 4x4 **Option** (at extra cost) Steel Silver metallic paint **Accessories** (at extra cost) Tonneau cover, load bed liner.



**Model** 4-door Super Cab XLT **Accessories** (at extra cost) Sports bar, load bed liner.



**Model** Double Cab XLT **Accessories** (at extra cost) Sports bar, load bed liner.

# Ford Ranger

[www.fordvans.co.uk/ranger](http://www.fordvans.co.uk/ranger)

## 6 Load compartment

- 6 Regular Cab 4x2/4x4
- 7 Super Cab 4x2/4x4 and XLT
- 8 Double Cab 4x4 and XLT
- 9 Load compartment accessories

## 10 Cab interior

- 12 Ranger features and seat trim
- 13 XLT features and seat trim

## 14 Engines and drivelines

## 16 Safety and security

## 18 Specifications

## 22 Finance and services

## 23 Body colours

# FordRanger

Go anywhere, do anything

How would you feel? Where would you go? What would you do at the wheel of the Ford Ranger? Designed from the start as a real 'go anywhere, do anything' pick-up, the Ford Ranger lets you do whatever you want, anytime you feel like it.

Built to take on the toughest jobs, the Ford Ranger is a pick-up you can count on. Its bold styling, dependable technology and a host of great features combine to make it superb to drive. What's more, the Ford Ranger won't give up at the end of the working week. It will keep rewarding you through your leisure time too, providing you, your family and friends with comfortable, accessible performance. And the kind of rugged good looks that will get you noticed, wherever you decide to go.

For more information, please visit:  
**[www.fordvans.co.uk/ranger](http://www.fordvans.co.uk/ranger)**





## Load compartment

### FordRanger Regular Cab 4x2/4x4

#### Ford Ranger Regular Cab

- 2280 x 1536 mm load box
- 1200 kg maximum gross payload (4x2)
- Double-skinned steel load box with galvanised outer panels and floor
- Tie-down rails and rope hooks
- Two-position drop-down tailgate
- Cab protection frame with ladder steps



Regular Cab 4x2.



Regular Cab 4x4.



### FordRanger Super Cab 4x2/4x4 FordRanger Super Cab XLT

#### Ford Ranger Super Cab

- 1753 x 1536 mm load box
- 1210 kg maximum gross payload
- Two- or four-door cab style options
- Double-skinned steel load box with galvanised outer panels and floor
- Tie-down rails and rope hooks (2-door)
- Two-position drop-down tailgate
- Cab protection frame with ladder steps



Super Cab 4x2.



Super Cab 4x4.



Super Cab XLT.

#### Ford Ranger Super Cab XLT

- 1753 x 1536 mm load box
- 1210 kg maximum gross payload
- Four-door cab style with reverse-hinged rear doors
- Double-skinned steel load box with galvanised outer panels and floor
- Four internal load box tie-downs
- Two-position drop-down tailgate
- Cab protection frame with ladder steps





Ford**Ranger** Double Cab 4x4  
Ford**Ranger** Double Cab XLT

**Ford Ranger Double Cab and Double Cab XLT**

- 1530 x 1536 mm load box
- 1135 kg maximum gross payload
- Four-door cab style
- Double-skinned steel load box with galvanised outer panels and floor
- Four internal load box tie-downs
- Two-position drop-down tailgate
- Cab protection frame with ladder stops



Double Cab 4x4.



Double Cab XLT.



**Load compartment accessories**



Add a new dimension to your Ford Ranger with an Up-Country Suncab hardtop. Vehicle also fitted with Up-Country loadbed liner and bed carpet.



Durable tonneau cover allows easy access to the load box.



Sports bar and hard-wearing load liner.



Mont Blanc Barracuda cycle carrier.



Heavy-duty towing kit and variable-height tow ball (4x4 models only).



Removable tow bar with electric kit is ideal for towing (4x2 models only).



# Cab interior



## Comfort and convenience

You expect your pick-up to be hard-working and tough. But there's nothing in the rule book to say it must drive like a truck. That's why, when you open the door to the Ford Ranger, you'll find a welcoming car-like interior.

Carefully profiled seats, with new two-tone fabric trim, provide outstanding support for day-long comfort. The sweeping instrument panel, with its bright alloy-like highlights, has fresh silver dials and easy-to-reach controls. A height-adjustable steering column, a great-sounding audio system and tinted solar glass mean that wherever life takes you, the Ford Ranger will carry you there in comfort.



Satellite navigation system provides the latest route guidance, (accessory, optional at extra cost).



Blaupunkt Woodstock DAB 52 digital radio with MP3 technology, (accessory, optional at extra cost).



Arrive cool and refreshed with air conditioning (standard on Double Cab XLT).



New double-lidded centre console provides convenient storage space.





**Ford Ranger features include:**

- Electronic anti-lock brakes (ABS) on all 4x4 models
- 14" steel wheels with 205/75 R14C tyres (4x2)
- 15" steel wheels with 235/75 R15 tyres (4x4)
- Green-tinted windows
- Electrically-operated door mirrors
- Electrically-operated front windows with one-shot lowering on driver's side
- Electrically-operated rear windows on Double Cab
- Bodyside mouldings (4x4)
- Central locking (Regular Cab only)
- Remote central locking (Super Cab and Double Cab)
- Model 5500 RDS EON AM/FM stereo radio/cassette
- Air conditioning on Double Cab
- Height-adjustable steering column
- Silver-finish instrument cluster
- Low fuel warning light
- Driver and front passenger airbags\*


**\*Note: A child seat should never be placed in the front passenger seat when the Ford vehicle is equipped with an operational front passenger's airbag. The safest place for children is properly restrained on the rear seat.**



Mesh  
seat facing  
Twill  
seat sides

**Key added features on XLT models:**

- New 15" 6-spoke alloy wheels with 265/70 R15 tyres
- Polished stainless steel side styling bars and rear bumper bar
- Chrome front grille and chrome-effect door and tailgate handles
- Model 6500 RDS EON stereo radio/CD
- Air conditioning
- Two-tone premium velour seat trim
- Front seat back pockets (passenger-side only in Super Cab)
- Leather-wrapped steering wheel and gearshift knobs
- Double-lidded centre console for extra storage
- Second-row triple cup holder (Double Cab)
- Velour (front) floor mats with XLT 4x4 insert
- Stainless steel scuff plates
- Metallic paint/two-tone metallic paint at no extra cost
- Unique 'XLT' tailgate decal



Summit  
seat facing  
Velour  
seat sides



Scuff plate with enamel Ford badge.

## Engines and drivelines

The Ford **Ranger** is built to work, yet driving it is far from a chore. In fact, with a choice of two 2.5-litre Duratorq TD diesel engines, depending on the model you favour, you will be surprised at just how car-like it is to drive. Independent double-wishbone front suspension and rugged leaf springs at the rear soak up the bumps for a smoother ride, even when driving unloaded. Should the going get tough, its standard limited-slip rear differential helps to put the power on the ground. And for genuine 'go anywhere' performance, you can trust the Ford **Ranger**'s proven 4x4 capability to get the goods home.

### The power of choice

Tough, dependable power is at the heart of the Ford Ranger. So beneath its purposeful bonnet you will find a choice of two proven 2.5-litre turbocharged and intercooled diesel engines.

Two-wheel drive Ford Ranger models are powered by an advanced 2.5-litre Duratorq TD 62 kW (84 PS) diesel engine. This refined and smooth-running engine delivers a maximum 195 Nm of torque at a usefully low 2000 rpm.

'Go anywhere' four-wheel drive versatility makes added demands of an engine. So the all-terrain, four-wheel drive versions are powered by a muscular 80 kW (109 PS) 2.5-litre Duratorq TD diesel unit that produces an impressive 266 Nm of torque, again at just 2000 rpm – ideal for off-road manoeuvring and towing. In fact, all four-wheel drive Ford Rangers can comfortably tow braked trailers of up to 2800 kg.

### The power to move you

Head off the beaten track and the Ford Ranger's acclaimed four-wheel drive system comes into its own. Simply engage 4WD while stationary and the system will remain locked for as long as you want. You can then shift between four- and two-wheel drive on the move, at any speed, as conditions dictate.

Disengaging the front wheel hubs is equally simple. Unlike some competitive pick-ups that have to be stopped and then reversed to disengage the hubs, Ranger is equipped with a dashboard-mounted Remote Free Wheel (RFW) hub switch that does the job at the push of a button.

Should things get really tricky, Ford Ranger's low-ratio transfer box will help to see you through. Perfect for extreme off-road conditions, or hauling a boat up a steep slipway, it will give you all the sure-footed traction you demand.

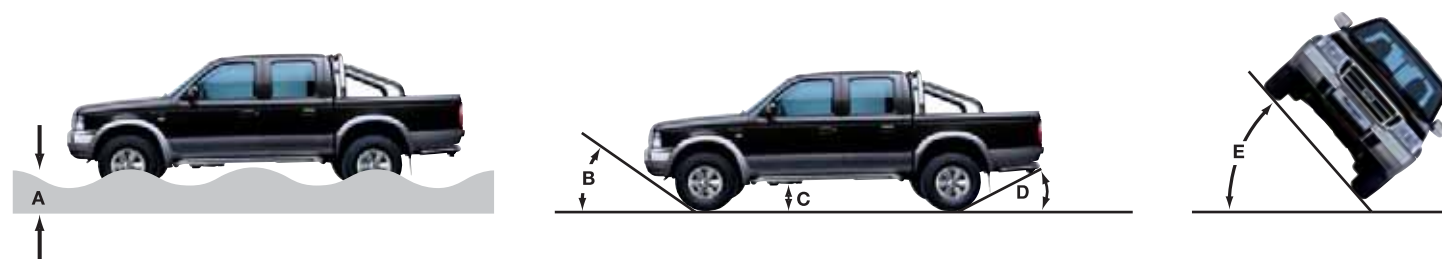
### End-to-end strength

The Ford Ranger is built on a rugged ladder-frame chassis with strategically positioned cross members for outstanding rigidity and load-carrying strength, both on and off the road.

### Towing capacities

- 2000 kg\* (4x2 models)
- 2800 kg\* (4x4 models)


### Ford Ranger capabilities



**A** = Maximum wading depth: 4x2 – 300 mm, 4x4 – 450 mm. **B** = Angle of approach: 4x2 – 25°, 4x4 – 35°. **C** = Ground clearance: 4x2 – 179 mm, 4x4 – 208 mm. **D** = Angle of departure (without tow bar): 4x2 – 26°, 4x4 – 28°. **E** = Maximum tilt angle: 4x4 – 49°. Turning circle (kerb to kerb): 4x2 – 12.0 m, 4x4 – 12.6 m.



Both 2.5-litre Duratorq TD diesel engines offer deep reserves of pulling power for the toughest loads and conditions.



4x4 remote free wheel hubs can be disengaged at the touch of a button.



Safety and security

True confidence comes from the belief that you are prepared for any eventuality. So relax in the knowledge that the Ford**Ranger** has been designed and engineered to provide levels of safety and security usually only to be found in a Ford passenger car. Further proof of the Ford**Ranger**’s ‘go anywhere, do anything’ attitude.

Security

To help keep your Ford Ranger where it belongs, standard security measures include shielded door locks with strengthened mountings and our Safeguard engine immobiliser that prevents the vehicle from being started unless it receives the correct code from a transponder embedded in the ignition key. Central locking provides the additional benefit of extra convenience.

Further security features include:

- Remote central locking (Super and Double Cab)
- Anti-theft alarm
- Visible VIN (Vehicle Identification Number)
- Steering column ignition lock
- Lockable fuel flap
- Lockable glovebox

Safety

The Ford Ranger is equipped with a series of advanced safety features, designed to work together for your protection. Airbags for the driver and front passenger\* are standard, along with tough side impact beams, built into each of the doors. Three-point seat belts are fitted for up to four occupants (Super Cab and Double Cab), while the Double Cab centre rear seat features a static lap strap.

Further safety features include:

- Anti-submarining front seats help to prevent occupants sliding under the seat belts in a collision
- Height-adjustable front seat head restraints
- Two height-adjustable rear seat head restraints on Double Cab
- Child-proof rear door locks on Double Cab
- Collapsible steering column
- Elevated ‘command’ driving position
- Large exterior mirrors for enhanced rearward vision

**\*Note: A child seat should never be placed in the front passenger seat when the Ford vehicle is equipped with an operational front passenger’s airbag. The safest place for children is properly restrained on the rear seat.**

Safety and security

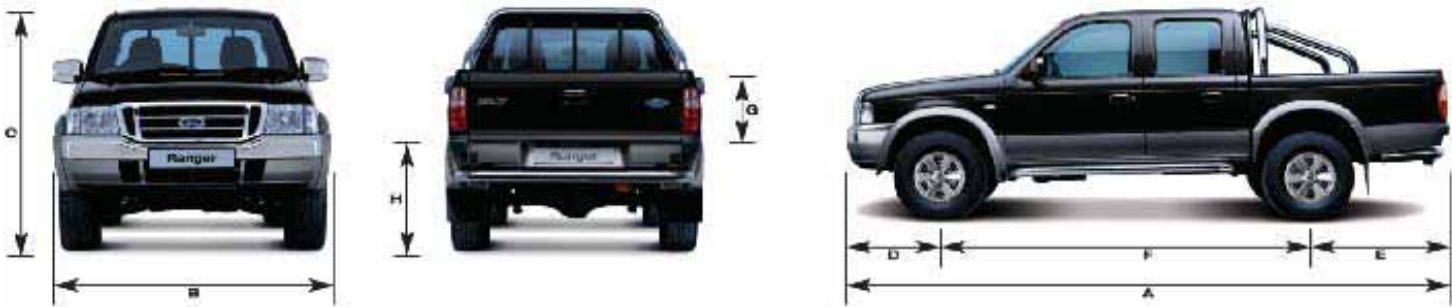
	Regular Cab 4x2 and 4x4	Super Cab 4x2	4-door Super Cab 4x4	4-door Super Cab XLT 4x4	Double Cab 4x4	Double Cab XLT 4x4
Airbags – Driver’s and front passenger’s*	●	●	●	●	●	●
Side impact door beams, steel safety cage	●	●	●	●	●	●
Steering column – Collapsible on frontal impact	●	●	●	●	●	●
Immobiliser (Thatcham 2)	●	●	●	●	●	●
Locks – Central locking	●	●	●	●	●	●
Locks – Remote locking		●	●	●	●	●
Locks – High-security, shielded, strengthened mountings; steering column lock	●	●	●	●	●	●
Locks – Child-proof rear				●	●	●
Fuel flap – Locking	●	●	●	●	●	●
Vehicle Identification Number (VIN) – Visible	●	●	●	●	●	●

● = Standard.





Specifications



Dimensions

	Regular Cab 4x2	Regular Cab 4x4	Super Cab 4x2	4-door Super Cab 4x4	4-door Super Cab XLT 4x4	Double Cab 4x4	Double Cab XLT 4x4
Exterior mm							
A Overall length (including rear corner pads on 4x4)	5012	5022	5012	5022	5022	5022	5022
B Overall width (without door mirrors)	1695	1740	1695	1740	1810	1740	1810
C Overall height (unladen)	1615	1740	1615	1740	1750	1750	1760
D Front overhang	833	833	833	833	833	833	833
E Rear overhang	1180	1165	1180	1165	1165	1165	1165
F Wheelbase	2985	3000	2985	3000	3000	3000	3000
Load box length (at floor)	2280	2280	1753	1753	1753	1530	1530
Load box width (at floor)	1536	1536	1536	1536	1536	1536	1536
G Load box depth (at floor)	405	405	405	405	405	405	405
Loadspace between wheel arches	1090	1090	1090	1090	1090	1090	1090
H Loading height (unladen)	670	802	670	802	802	802	802
Interior mm							
Front mm							
Effective headroom	1012	1012	1012	1012	1012	1012	1012
Maximum effective leg room	1050	1050	1087	1087	1087	1087	1087
Rear mm							
Effective headroom			937	937	937	983	983

All dimensions are subject to manufacturing tolerances and refer to minimum specification models and do not include additional optional equipment.

Model availability, weight and loads

	Payload Net <sup>o</sup>	Payload Gross <sup>oo</sup>	Gross Vehicle Mass (kg)	Kerbweight (kg)*	Rear axle ratio	Max. GTM (kg)
Regular Cab						
2.5 Duratorq TD Diesel (84 PS) 4x2	1125	1200	2650	1450	3.91	4650
2.5 Duratorq TD Diesel (109 PS) 4x4	1105	1180	2845	1665	4.44	5645
Super Cab						
2.5 Duratorq TD Diesel (84 PS) 4x2	1135	1210	2675	1465	3.91	4675
4-door Super Cab (incl. XLT)						
2.5 Duratorq TD Diesel (109 PS) 4x4	1135	1210	2930	1720	4.44	5730
Double Cab (incl. XLT)						
2.5 Duratorq TD Diesel (109 PS) 4x4	1060	1135	2845	1710	4.44	5645

Key: <sup>o</sup>Payload Net = Gross vehicle mass, less kerbweight, less allowance of 75 kg for driver. <sup>oo</sup>Payload Gross = Gross vehicle mass, less kerbweight. GVM = Gross vehicle mass. The total permissible all-up weight of a rigid vehicle – i.e. with body, payload, ancillaries, fuel, oil, water, driver and crew. \*Kerbweight – The weight of the complete vehicle and all equipment including fuel and water, but without the payload, driver or any crew. All kerbweights quoted are subject to manufacturing tolerances and are for vehicles with minimum equipment. GTM = Gross train mass. The total permissible all-up weight of a rigid vehicle (see GVM) together with its trailer and load.

Engine data

Engine technical features		Maximum power <sup>o</sup>	Maximum torque <sup>o</sup>
2.5 Duratorq TD Diesel 2499 cc	4 cylinders in line; SOHC; 12 valves; multipoint fuel injection; turbocharger with intercooler	62 kW (84 PS) at 4000 min <sup>-1</sup> (rpm)	195 Nm at 2000 min <sup>-1</sup> (rpm)
2.5 Duratorq TD Diesel 2499 cc	4 cylinders in line; SOHC; 12 valves; multipoint fuel injection; turbocharger with intercooler	80 kW (109 PS) at 3500 min <sup>-1</sup> (rpm)	266 Nm at 2000 min <sup>-1</sup> (rpm)

<sup>o</sup>Tested in accordance with SAE J1349.

Towing capacity

Regular Cab and Super Cab 4x2	
Unbraked	750 kg
Braked	2000 kg
Regular Cab 4x4, 4-door Super Cab 4x4 (incl. XLT) and Double Cab 4x4 (incl. XLT)	
Unbraked	750 kg
Braked	2800 kg

Trailers of the above capacities should only be used within the plated GTM limits. Dependent on the driveline combination and payload carried by the prime mover, it may not be possible to tow trailers of the maximum capabilities mentioned. The gross mass of the trailer should be equal to, or less than, the prime mover when being towed. A tachograph may be required for towing.

Mechanical features

	Regular Cab 4x2 and 4x4	Super Cab 4x2	4-door Super Cab 4x4	4-door Super Cab XLT 4x4	Double Cab 4x4	Double Cab XLT 4x4
Brakes						
Hydraulic, with vacuum servo-assistance and load apportioning valve	●	●	●	●	●	●
Ventilated front discs. Rear drums	●	●	●	●	●	●
4-wheel anti-lock brakes (ABS)			●	●	●	●
Fuel tank						
63 litres			●	●		
70 litres	●	●			●	●
Steering						
Power-assisted	●	●	●	●	●	●
Steering column – Rake-adjustable	●	●	●	●	●	●
Suspension						
Front – Independent double wishbone with torsion bar, tubular double-acting shock absorbers and anti-roll bar	●	●	●	●	●	●
Rear – ‘Berlin eye’ with leaf springs, double-acting shock absorbers	●	●	●	●	●	●
Remote Free Wheel System (RFW) (4x4 only)	●		●	●	●	●
Transmission						
Limited-slip differential	●	●	●	●	●	●

● = Standard.

Wheels

	Regular Cab 4x2 and 4x4	Super Cab 4x2	4-door Super Cab 4x4	4-door Super Cab XLT 4x4	Double Cab 4x4	Double Cab XLT 4x4
14" steel wheels with 205/75 R14C tyres (4x2 only)	●	●				
15" steel wheels with 235/75 R15 tyres	●		●		●	
15" 6-spoke alloy wheels with 265/70 R15 tyres (steel spare)				●		●

● = Standard.



Exterior features

	Regular Cab 4x2 and 4x4	Super Cab 4x2	4-door Super Cab 4x4	4-door Super Cab XLT 4x4	Double Cab 4x4	Double Cab XLT 4x4
Styling						
Bodyside mouldings (4x4 only)	●		●		●	
Door and tailgate handles – Chrome-effect				●		●
Doors – Two cabin side rear doors, outward opening with no B-pillar			●	●		
Front bumper – Two-part, body colour upper and grey lower	●	●	●		●	
Front bumper – Two-part, chrome upper and body colour lower				●		●
Stop bar, rear – Polished stainless steel, tubular				●		●
Front grille – Chrome (4x4 only on Regular Cab)	●	●	●	●	●	●
Metallic paint	○	○	○		○	
Metallic paint – Two-tone				●		●
Side bars – Polished stainless steel, full length				●		●
Wheel arch mouldings (4x4 only)	●		●		●	
Wheel arch mouldings – Wide (body colour with two-tone paint)				●		●
XLT decal – Tailgate-mounted				●		●
Functional						
Door mirrors – Power-operated with black housings	●	●	●		●	
Door mirrors – Power-operated with chrome-effect housings				●		●
Heated rear window	●	●	●	●	●	●
Mudflaps – Front and rear (4x2 only)	●	●				
Mudflaps – Rear (4x4 only)	●		●	●	●	●
Tinted glass	●	●	●	●	●	●
Wipers – Front intermittent with wash/wipe	●	●	●	●	●	●
Pick-up box						
Pick-up box – Steel, double-skinned, with 2-position drop-down tailgate and outer rope hooks (4 interior on Double Cab, Super Cab XLT and Double Cab XLT). Cab protection frame with ladder stops	●	●	●	●	●	●
Lighting						
Halogen headlights, side lights, reversing light	●	●	●	●	●	●
Rear fog light	●	●	●	●	●	●
Clear side indicator lenses	●	●	●	●	●	●

● = Standard, ○ = Option, at extra cost.

Audio systems

	Regular Cab 4x2 and 4x4	Super Cab 4x2	4-door Super Cab 4x4	4-door Super Cab XLT 4x4	Double Cab 4x4	Double Cab XLT 4x4
AM/FM stereo radio/cassette – Model 5500	●	●	●		●	
AM/FM stereo radio/CD – Model 6500 RDS EON				●		●
2 speakers	●	●	●			
4 speakers				●	●	●
‘Keycode’ anti-theft coding and a roof-mounted aerial	●	●	●	●	●	●

● = Standard.

Interior features

	Regular Cab 4x2 and 4x4	Super Cab 4x2	4-door Super Cab 4x4	4-door Super Cab XLT 4x4	Double Cab 4x4	Double Cab XLT 4x4
Comfort and convenience						
Accessory socket				●		●
Air conditioning – CFC-free			●	●	●	●
Armrest – Centre console-mounted, with storage box		●	●	●	●	●
Cigar lighter and ashtray	●	●	●	●	●	●
Console – Front, with storage box and dual cup holders			●		●	
Console – Front, double-lidded, with storage box and dual cup holders				●		●
Clock – Digital	●	●	●	●	●	●
Cup holders – Rear						●
Glovebox – Lockable	●	●	●	●	●	●
Grab handle – Front, passenger’s side	●	●	●	●	●	●
Storage – Front door pockets	●	●	●	●	●	●
Storage – Rear quarter panel pockets		●	●			
Storage pocket – Front passenger’s seat back				●		
Storage pocket – Driver’s and front passenger’s seat back						●
Sunvisors – Two with ticket holders and passenger’s mirror	●	●	●	●	●	●
Windows – Front, power-operated with one-touch lowering on driver’s side	●	●	●	●	●	●
Windows – Rear, flip-open		●	●			
Windows – Rear, power-operated				●	●	●
Seats and seat belts						
Front seats – Anti-submarine	●	●	●	●	●	●
Front seats – Rake-adjustable with height-adjustable head restraints	●	●	●	●	●	●
Rear seats – Jump		●	●	●		
Rear seats – Fixed bench with height-adjustable head restraints (two)					●	●
Seats – Velour trim				●		●
Seat belts – Front, lap and diagonal inertia reel with grabbers	●	●	●	●	●	●
Seat belts – Rear outer, lap and diagonal inertia reel with grabbers		●	●			
Seat belts – Rear outer, lap and diagonal inertia reel with grabbers and one centre lap static with grabber				●	●	●
Carpet and trim						
Centre console bezel – Silver-finish	●	●	●	●	●	●
Door trim – Colour-keyed plastic with fabric insert, armrests, storage pockets and speaker grilles	●	●	●	●	●	●
Door trim – Velour insert				●		●
Floor covering – Vinyl	●					
Floor covering – Carpeted		●	●	●	●	●
Floor mats – Velour (front with XLT 4x4 insert)				●		●
Gear knob – Leather-wrapped				●		●
Scuff plates – Chrome-effect, embossed				●		●
Instruments and controls						
Instruments – Speedometer, fuel gauge, water temperature gauge and tachometer and LCD odometer/trip recorder	●	●	●	●	●	●
Warning indicators for oil pressure, direction indicators, water in fuel, high beam, ignition/alternator, brake failure, airbags, glow plugs, free-wheel hubs (4x4 only), rear fog light and ‘lights on’ audible warning	●	●	●	●	●	●
Headlight levelling control	●	●	●	●	●	●
Heater – Recirculation, with illuminated heater controls – 4-speed fan. Four vents with temperature and direction control, with two dedicated side window demists	●	●	●	●	●	●
Control stalks – Column-mounted for master lights, indicators and wash/wipe functions	●	●	●	●	●	●
Steering wheel – 4-spoke, incorporating horn function	●	●	●	●	●	●
Steering wheel – Leather-wrapped				●		●
Lighting						
Dome light – Door-operated, with courtesy switches on all doors	●	●	●	●	●	●

● = Standard.



## Finance and services

Across the UK, a dedicated network of Ford Dealers is equipped and trained to meet the needs of today’s drivers. Because of our coveted reputation for quality and reliability, from the moment your new vehicle leaves the showroom, you are assured of lasting, attentive service in many ways. Ford not only cares through Dealers, we offer a variety of finance and leasing schemes to suit your purchasing needs. With our wide choice of plans and services no one is more committed to delivering complete motoring confidence and total peace of mind than Ford.

### FordCredit

#### Purchase Plan

You put down a deposit. You then pay the remainder, plus interest, over an agreed period – at the end of this period, provided there are no outstanding payments, you own the vehicle.

#### Lease Plan

Your payments cover the use of the vehicle. Once all the payments have been received, you can sell the vehicle as our agent and we will return the sales proceeds (less any monies owed to us) as a rebate of rentals.

#### Personal Contract Purchase

Personal Contract Purchase is the flexible way to finance your Ford. If you are looking to renew your vehicle more often, this is the ideal plan. At the end of the agreement choose which option suits you best – own the vehicle, return it or choose a new one.

#### Ford Business Partner Contract Hire\*

Ford Business Partner is dedicated to partnering businesses and will work with you to achieve a complete transport solution across the whole Ford range.

Contract hire is the sure way of keeping a full quota of vehicles on the road every day, while keeping budget payments 100% predictable. With a fixed monthly rental, you have total budgetary control.

#### Ford Insure

Ford Insure offers a wide range of great value products for you and your Ford including Comprehensive Motor Insurance\*, Payment Protection Plan\* and Guaranteed Asset Protection\*\*. When you purchase a Ford from a Ford Dealer, you will receive 7 days' Driveaway cover\*\*\* free when you call Ford Insure for a no-obligation annual quote.

### Services

#### Vehicle Warranty

Every new Ford Ranger is protected by 12 months' unlimited mileage manufacturer's warranty, plus, starting from the date of registration, a no-cost 3-year/60,000 miles Ford Protect Plan, including three years' RAC cover.

#### Paint Warranty

The bodywork of the Ford Ranger benefits from a 12-month anti-corrosion warranty, and, in addition, against perforation from 'inside out' caused by faulty manufacture or materials for six years from the day you take delivery.

#### Ford Rapid Fit

The national fast-fit network backed by Ford, offering you the convenience of a 'no-appointment-necessary, while-you-wait' service covering tyres, exhausts, brakes, batteries and much more. There are over 260 sites nationwide.

#### Ford Accident Repair Centres

If your Ford is involved in an accident, your Ford Dealer is best placed to return it to its pre-accident condition. Dealerships displaying the Ford Accident Repair Centre sign all meet the rigorous customer service and repair quality standards laid down by Ford, and offer a 3-year workmanship guarantee.

#### Ford Customer Relationship Centre

In the unlikely event that your Ford Dealer can't help you or you need to speak to Ford directly, the Ford Customer Relationship Centre is just a phone call away. Call local rate 0845 841 1111.

#### For more information

To find the location of your nearest Ford Dealer, simply call the Ford Information Service on 0845 711 1888, or visit the Ford Dealer locator at [www.fordvans.co.uk](http://www.fordvans.co.uk)

For further details, please contact your local Ford Dealer or [www.fordvans.co.uk](http://www.fordvans.co.uk)

Finance subject to status and conditions, to over 18s only. Guarantees/indemnities may be required. Written quotations available on request: Freepost Ford Credit. Correct at time of going to print. Contact your Dealer for terms and conditions. \*Business Partner Contract Hire is provided by Lex Vehicle Leasing Limited, trading as Ford Business Partner, Crossgate, Cross Street, Sale, Cheshire M33 7FU. \*Ford Insure Comprehensive Motor Insurance is underwritten by Norwich Union Insurance Ltd. Registered in England, No 99122. Registered Office: 8 Surrey Street, Norwich NR1 3NG. Member of the General Insurance Standards Council, authorised and regulated by the Financial Services Authority. \*The Payment Protection Plan is underwritten by Norwich Union Insurance Ltd and Norwich Union Life & Pensions Limited, Registered in England No. 3253947. Registered Office: 2 Rougier Street, York YO90 1UU. Member of the Association of British Insurers and authorised and regulated by the Financial Services Authority. Both companies are part of the AVIVA group. Please refer to Payment Protection policy booklet for full details of benefits and exclusions. \*\*Guaranteed Asset Protection is underwritten by Mapfre Asistencia Agency Ireland. Registered Address: 22/26 Prospect Hill, Galway, Ireland. \*\*\*Excesses apply. Please refer to summary of cover for details. Maximum five vehicles. Not available in conjunction with any other promotion. For our joint protection telephone calls may be recorded and/or monitored.

## Solid and metallic colours



Solid body colour Canyon Red



Solid body colour Alaska White



Metallic body colour Steel Silver\*



Metallic body colour Glacier Blue\*



Metallic body colour Storm Black\*



Metallic body colour Forest Green\*

## Two-tone metallic colours



Two-tone metallic body colour Storm Black over Titanium Grey\*



Two-tone metallic body colour Steel Silver over Titanium Grey\*



Two-tone metallic body colour Titanium Grey over Titanium Grey\*



Two-tone metallic body colour Pacific Blue over Titanium Grey\*

**Note** The vehicle images used are to illustrate body colours only and may not reflect current specification. Colours and trims reproduced within this brochure may vary from the actual colours, due to the limitations of the printing processes used.

\*Mica and metallic body colours are available on selected models, at extra cost. No charge for two-tone mica/metallic paint on XLT.

Model	Regular Cab 4x2	Regular Cab 4x4	Super Cab 4x2	4-door Super Cab 4x4	4-door Super Cab XLT 4x4	Double Cab 4x4	Double Cab XLT 4x4
Seat trim	Mesh	Mesh	Mesh	Mesh	Summit	Mesh	Summit
Seat trim colour	Medium Grey fabric	Medium Grey fabric	Medium Grey fabric	Medium Grey fabric	Dark Grey velour	Medium Grey fabric	Dark Grey velour
Solid body colours							
Canyon Red	●	●	●	●		●	
Alaska White	●	●	●	●		●	
Metallic body colours*							
Steel Silver	●	●	●	●		●	
Glacier Blue	●	●	●	●		●	
Storm Black	●	●	●	●		●	
Forest Green	●	●	●	●		●	
Two-tone metallic body colours							
Storm Black over Titanium Grey					●		●
Steel Silver over Titanium Grey					●		●
Titanium Grey over Titanium Grey					●		●
Pacific Blue over Titanium Grey					●		●

\*Metallic paint is an option, at extra cost.

Vehicles shown feature optional equipment, at extra cost.