



2020 RAM PROMASTER®



TABLE OF CONTENTS

- CLAIMS 3
- ENGINEERING 4
- SIZE OPTIONS 5
- INTERIOR FUNCTIONALITY 6
- CHASSIS CAB 7
- WINDOW VAN 8
- UCONNECT® 9
- EXTERIOR COLOURS 10
- WHEELS 10
- INTERIOR FABRICS 10
- FRONT-SEAT CONFIGURATIONS 10
- SPECIFICATIONS 11
- CONFIGURATIONS 12
- DISCLAIMERS 12



RAM PROMASTER® *DESIGNED AND DRIVEN TO BE THE BEST.*

ONE VAN. EXPANSIVE VERSATILITY. COUNTLESS POSSIBILITIES.

When it comes to benchmark capability, Ram ProMaster Cargo Van seriously excels where it counts. Consider: **Best-in-Class standard cargo height^{1*}**; **Best-in-Class maximum cargo width¹** and **Best-in-Class width between the wheel wells¹**; the tallest and widest standard cargo area¹;

Best-in-Class turning diameter (118-inch wheelbase models)¹ and **Best-in-Class standard V6 hp¹**. Add three weight classes, two roof heights and three wheelbases plus a 159-inch extended wheelbase option and you've got the best. For more information, visit ramtruck.ca/promaster

*All disclaimers can be found on the last page.

DESIGNED TO EXCEL WHERE IT REALLY COUNTS.



Properly secure all cargo.

BEST-IN-CLASS
1,920-MM (75.6-IN)
MAXIMUM CARGO WIDTH¹
(Cargo Van)

BEST-IN-CLASS
1,685-MM (66.3-IN)
STANDARD CARGO HEIGHT²
(Cargo Van)

BEST-IN-CLASS
1,422-MM (56-IN)
CARGO WIDTH BETWEEN WHEEL WELLS³
(Cargo Van)

BEST-IN-CLASS
LOWEST LOAD FLOOR HEIGHT⁴
(Cargo Van)

BEST-IN-CLASS
STANDARD V6 HP¹
280 HP
(with 260 lb-ft of torque)

BEST-IN-CLASS
11-M (36.3-FT)
TURNING DIAMETER⁵
(118-inch wheelbase Cargo Van models)

CLASS-EXCLUSIVE
FWD
FRONT-WHEEL-DRIVE SYSTEM⁶
Excels in adverse weather conditions

STANDARD
ESC
ELECTRONIC STABILITY CONTROL⁷

TALLEST & WIDEST
STANDARD CARGO AREA¹
(Cargo Van)

RECOMMENDED
ENGINE OIL CHANGE INTERVALS
UP TO 16,000 KM
(10,000 MI)

5 YR / 100,000 KM*
POWERTRAIN LIMITED WARRANTY

CLAIMS - 3

*See last page for warranty details.

3.6L PENTASTAR™ V6 WITH BEST-IN-CLASS STANDARD V6 HP¹ AND 260 LB-FT OF TORQUE. This engineering gives you a Best-in-Class standard V6 280 hp¹ for payloads up to 2,123 kg (4,680 lb) on the 3500 Cargo Van. Advanced multi-port fuel injection. Electronic throttle control. Available integrated cruise control and recommended oil change intervals up to 16,000 kilometres (10,000 miles) between changes.

Trailerling? No problem—especially when you opt for the available Class IV hitch receiver that will boost your max towing up to 3,134 kg (6,910 lb).

HP	280 hp @ 6400 rpm	VALVE TRAIN	Chain-drive DOHC, 24-valve
TORQUE	260 lb-ft @ 4400 rpm	FUEL DELIVERY	Sequential, multi-port injection
CONFIGURATION	60-degree V6	RECOMMENDED FUEL	Unleaded regular (87-octane)
DISPLACEMENT	3604 cc (220 cu in)	COMPRESSION RATIO	10.2:1
BORE x STROKE	96 x 83 mm (3.78 x 3.27 in)	ALTERNATOR	180-amp (220-amp available)
BLOCK MATERIAL	Aluminum	OIL CAPACITY	5.7 litres (6 quarts)
CYLINDER HEAD MATERIAL	Aluminum alloy	MAXIMUM RECOMMENDED OIL CHANGE INTERVAL	16,000 kilometres (10,000 miles)
AIR INDUCTION	Naturally aspirated		



ENGINEERED FOR PERFORMANCE *EVERYWHERE.*

LOW STEP-IN HEIGHT MEETS LOW COSTS OF OWNERSHIP. This is where high-performance engineering and components team up with low costs of operation and ownership. A good example is travelling up to 16,000 km (10,000 mi) between oil changes—enabling as few as 10 oil changes for every 160,000 km—very real savings of time and money. If short trips are critical to your

business, count on long-term support over time and distance with a 5-Year/100,000-Kilometre Powertrain Limited Warranty, a 3-Year Corrosion Protection Warranty and a 5-Year/160,000-Kilometre Outer Panel Corrosion Warranty.* It all gets down to what really counts: long-term durability and quality. In Ram ProMaster[®], you've found it.

ANTILOCK BRAKE SYSTEM (ABS) AND BREMBO[®] BRAKES Our ABS controls and monitors each wheel independently. Unexpected in the sector is the high-performance Brembo brake system—it's often applied on sport cars—which provides superb stopping power, technology especially valuable when trailerling.

CLASS-EXCLUSIVE FRONT-WHEEL DRIVE (FWD)¹ Advantages include outstanding manoeuvrability, control and handling, great front-tire “road grab.”

BEST-IN-CLASS LOWEST LOAD FLOOR HEIGHT¹ Credit the Class-Exclusive FWD¹ and a light and robust axle/leaf spring suspension that creates an easy-to-load design.

BEST-IN-CLASS TURNING DIAMETER¹ All models here share premium steering and braking technology. Steering gear engineering is so good, it helps enhance drive quality and reliability—and delivers a Best-in-Class 11-m (36.3-ft) turning diameter on 118-inch-wheelbase models.¹

STANDARD ELECTRONIC STABILITY CONTROL (ESC)² Our advanced version of the ESC system integrates the ABS with a variety of All-Speed Traction Control technologies. ESC helps maintain control under adverse conditions, like wet, icy or snow-covered roads, and during tight turns and evasive manoeuvres.² Also included: a Brake-Lock Differential, Brake Assist, Hill Start Assist, Trailer Sway Control and Electronic Roll Mitigation.

UNIBODY ENGINEERING means each chassis is mass-optimized and tuned for ideal performance. This integrated frame structure features boxed frame components, multiple crossrails and longitudinal rails—and all are crucially welded together to ensure you get all the support you need.

ROBUST FRONT AND REAR SUSPENSION TECHNOLOGY In front, a MacPherson strut suspension utilizes large, 62-mm twin-tube shock absorbers enhanced with GVW-tuned cast iron control arms. The rear suspension is category-unique: a tough beam axle/leaf spring design.

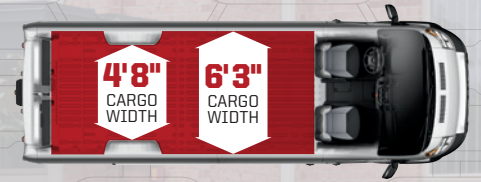
PARKVIEW[®] REAR BACK-UP CAMERA³ Standard. The camera automatically engages in Reverse, displaying the rear scene on the 5-inch radio screen display.³ On-screen grid lines enhance the ease of backing up.

*See last page for warranty details.



Properly secure all cargo.

BEST-IN-CLASS
MAXIMUM CARGO WIDTH¹
 (CARGO VAN)



2 ROOF HEIGHTS
 STANDARD ROOF



BEST-IN-CLASS
STANDARD CARGO HEIGHT¹
 AVAILABLE HIGH ROOF



FOR ANY BUSINESS NEED, WE'VE GOT YOUR RIDE.

4 CARGO LENGTHS



118-inch wheelbase



136-inch wheelbase



159-inch wheelbase



159-inch wheelbase, extended



CARGO TIE-DOWNS Cargo Van models feature up to 10 in-floor D-rings to help secure interior cargo. Want more? Up to 17 total side and floor tie-downs are available.

SMART CARGO MANAGEMENT Maximize potential and expand cargo-carrying capability. Cargo Van roof strength can handle up to 150 kg (330 lb). Six roof rail mounts (three per side) enable adding the roof rack of choice.

MANAGE YOUR CARGO LIKE A PRO.

PARTITIONS. WINDOWS. YEAH, THIS'LL WORK. One of the best parts of Ram ProMaster® Cargo Van is that customization is up to you—and few assignments are so fulfilling. With near-vertical side walls and enormous cargo area volume, there's lots of room for creativity for the ideal upfit. Standard and available window treatments let you increase privacy and keep valuable cargo unseen. Available partitions let you tailor your Cargo

Van exactly how you want, with options that include the standard open floor plan, or a partition with no window or one with a window. Further variations for your Ram ProMaster Cargo Van are the choice of floor and wall treatments; here, you can choose from partial or full side wall protection and full floor coverings. It all adds up to one extraordinary worker—ready for your upfit of choice.



- Partition without window
- Left-side door
- Load floor cover
- Side wall panelling



- Partition with sliding window
- Left-side door with fixed glass



- No partition
- Left-side door with fixed glass
- Load floor cover
- Lower side wall panelling

SOLID BACKBONE. SERIOUS MUSCLE. THE RIGHT BODY.

TOUGH UNIBODY STRENGTH. CUSTOM BODY TREATMENT. LIFE IS GOOD. Combine industrial-grade capability with the right upfit, and your Ram ProMaster® Chassis Cab or Cutaway is ready. The numbers are persuasive: 3500 weight class only, built on a 136- or 159-inch wheelbase. Max length of 6,364 mm (250.6 in). Heavy-duty tuned suspension. MacPherson strut front unit. Muscular 4,241-kg (9,350-lb) GVWR, towing up to 2,313 kg (5,100 lb), with payload up to 2,372 kg (5,230 lb). Spec out your ideal model at ramtruck.ca/promaster



Shown with Covered Service Body aftermarket upfit.



Shown with Flat Platform aftermarket upfit.



Shown with Cutaway Box aftermarket upfit. Illustrated to show Cutaway.

FROM NOW ON, TAKE COMFORT PERSONALLY.

THE RAM PROMASTER® WINDOW VAN. JUST RIGHT WHEN PEOPLE COME FIRST. Today, businesses, organizations, municipalities and even large families rely on this versatile Window Van for roominess, comfort, safety and security. Designed around the needs of people, it comes only in 2500 and 3500 weight classes on the 159-inch wheelbase in your choice of two lengths, and features the High Roof as standard. So many variations give you welcome upfit possibilities and enormous cargo room backed with solid Pentastar™ V6 power.

If you require a Special Needs interior upfit, the flexibility of Window Van is your go-to solution. If additional power is needed, our available Auxiliary Power Connector handles the ancillary devices of ambulances, mobile medical clinics and DriveAbility applications.



ONE WHEELBASE, EXPANSIVE OPTIONS. Utilize the extended body on Window Van to create a significantly larger interior. The 368-mm (14.5-in) extension adds nearly 1,218 L (43 cu ft) of volume—the perfect solution when you need extra room for luggage or storage.



CONVENIENCE AND CONTROL AT YOUR FINGERTIPS.

Uconnect® electronics and systems put you in charge, starting with steering wheel-mounted controls and a vibrant LED-illuminated cluster with Driver Information Display. To that, add standard AM/FM audio, a 2.5-amp fast-charging USB port and a very handy 12-volt power outlet. Available auxiliary switches enable instant adaptation for future upfits and ancillary electronics.

Uconnect®

The standard **Uconnect 3 with 5-inch colour display radio system** delivers true fidelity with easy-to-access info through Bluetooth® technology⁴ and the colour touchscreen. The **Uconnect 3 NAV⁵ with 5-inch colour display** delivers precise, web-based GPS Navigation⁵; the available SiriusXM radio⁶ includes a one-year subscription. You want superb comfort, convenience and capability—and here, you have it.

Properly secure all cargo.



Uconnect 3 AT A GLANCE

- ▶ 5-inch Colour Touchscreen
- ▶ AM/FM Stereo Audio System
- ▶ Four-speaker Sound System
- ▶ Integrated Voice Command⁴
- ▶ MP3 Capability with Auxiliary Input
- ▶ Steering Wheel-mounted Audio Controls



Uconnect 3 NAV⁵

- All features of the Uconnect 3 system, plus:
- ▶ Points-of-interest Accessibility
 - ▶ Turn-by-turn GPS Navigation⁵

(SiriusXM)

EXTERIOR COLOURS



Bright White



Bright Silver Metallic



Granite Crystal Metallic



Broom Yellow



Flame Red



Deep Cherry Red Crystal Pearl



Sandstone Pearl



Patriot Blue Pearl Coat



Black

Additional low-volume paints available—see your retailer for details.

WHEELS



16-inch Painted Steel Wheel with Centre Cap (standard)



16-inch Black-Painted Steel Wheel with Centre Cap (available)




16-inch Painted Steel Wheel with Wheel Cover (available)




16-inch Aluminum Wheel (available)

INTERIOR FABRICS

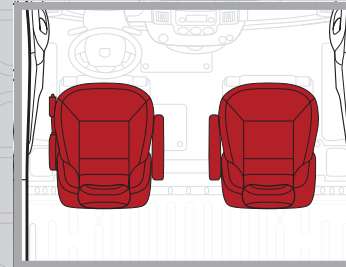


Black Cloth (standard)



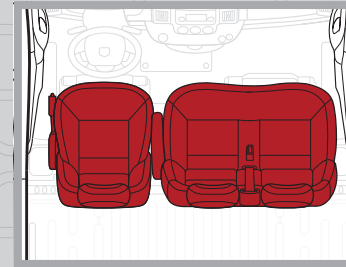
Black Vinyl (available)

FRONT-SEAT CONFIGURATIONS

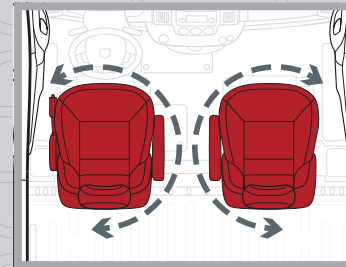


BUCKET SEATS. Standard tubular-structured four-way bucket seats feature spring suspension and woven cloth. Available: six-way adjustable seats in cloth or vinyl with manual lumbar support and heated seat surfaces.

DRIVER'S SUSPENSION BUCKET SEAT. The available premium driver's suspension bucket seat adds a pneumatic suspension and a weight/size-conformity adjustment knob.



THREE-OCCUPANT SEATING. Here, the single driver's bucket seat is joined by an integrated two-person bench seat; in-cab capability is also enhanced: the middle seatback insert folds down to become a convenient writing surface.



SWIVEL SEATING. Need to access the rear compartment with ease? Available swivel bucket seats in long-wearing cloth are the answer, with 180° inboard swivel range, 35° outboard swivel, a 58° recliner and a continuous height adjuster.

RAM PROMASTER® CARGO VAN, WINDOW VAN, CHASSIS CAB AND CUTAWAY – SPECIFICATIONS

	CARGO VAN										WINDOW VAN	
	1500			2500			3500				2500	3500
	118" WB	136" WB		136" WB		159" WB	136" WB		159" WB	159" WB, EXT.	159" WB	159" WB, EXT.
	STANDARD ROOF	STANDARD ROOF	HIGH ROOF	STANDARD ROOF	HIGH ROOF	HIGH ROOF	STANDARD ROOF	HIGH ROOF	HIGH ROOF	HIGH ROOF	HIGH ROOF	HIGH ROOF
GVWR – kg (lb)	3878 (8550)	3878 (8550)	3878 (8550)	4037 (8900)	4037 (8900)	4037 (8900)	4241 (9350)	4241 (9350)	4241 (9350)	4241 (9350)	4037 (8900)	4241 (9350)
GCWR – kg (lb)	5443 (12000)	5443 (12000)	5443 (12000)	5443 (12000)	5443 (12000)	5443 (12000)	5443 (12000)	5443 (12000)	5443 (12000)	5443 (12000)	5443 (12000)	5443 (12000)
BASE CURB WEIGHT – kg (lb)	2066 (4554)	2115 (4662)	2171 (4787)	2106 (4644)	2163 (4768)	2220 (4895)	2118 (4669)	2175 (4796)	2233 (4923)	2277 (5020)	2248 (4957)	2296 (5061)
MAXIMUM PAYLOAD – kg (lb)	1814 (4000)	1764 (3890)	1706 (3760)	1932 (4260)	1873 (4130)	1819 (4010)	2123 (4680)	2064 (4550)	2009 (4430)	1964 (4330)	1787 (3940)	1946 (4290)
FRONT GAWR – kg (lb)	2100 (4629)	2100 (4629)	2100 (4629)	2100 (4629)	2100 (4629)	2100 (4629)	2100 (4629)	2100 (4629)	2100 (4629)	2100 (4629)	2100 (4629)	2100 (4629)
REAR GAWR – kg (lb)	2270 (5004)	2400 (5291)	2400 (5291)	2400 (5291)	2400 (5291)	2400 (5291)	2400 (5291)	2400 (5291)	2400 (5291)	2400 (5291)	2400 (5291)	2400 (5291)
CURB-TO-CURB TURNING – m (ft)	11.1 (36.3)	12.4 (40.7)	12.4 (40.7)	12.4 (40.7)	12.4 (40.7)	14.3 (46.8)	12.4 (40.7)	12.4 (40.7)	14.3 (46.8)	14.3 (46.8)	14.3 (46.8)	14.3 (46.8)
MAXIMUM TOWING – kg (lb), SAE J2807 Compliant	3134 (6910)	3084 (6800)	3039 (6700)	3084 (6800)	3039 (6700)	2939 (6480)	3039 (6700)	2994 (6600)	2939 (6480)	2907 (6410)	2939 (6480)	2907 (6410)

DIMENSIONS

BODY HEIGHT – mm (in)	2329 (91.7)	2358 (92.8)	2689 (105.9)	2358 (92.8)	2689 (105.9)	2689 (105.9)	2358 (92.8)	2689 (105.9)	2689 (105.9)	2689 (105.9)	2689 (105.9)	2689 (105.9)
OVERALL BODY LENGTH – mm (in)	4963 (195.4)	5415 (213.2)	5415 (213.2)	5415 (213.2)	5415 (213.2)	6000 (236.2)	5415 (213.2)	5415 (213.2)	6000 (236.2)	6364 (250.6)	6000 (236.2)	6364 (250.6)
VEHICLE WIDTH WITHOUT MIRRORS – mm (in)	2064 (81.3)	2064 (81.3)	2064 (81.3)	2064 (81.3)	2064 (81.3)	2064 (81.3)	2064 (81.3)	2064 (81.3)	2064 (81.3)	2064 (81.3)	2064 (81.3)	2064 (81.3)
VEHICLE WIDTH WITH MIRRORS EXTENDED – mm (in)	2849 (112.2)	2849 (112.2)	2849 (112.2)	2849 (112.2)	2849 (112.2)	2849 (112.2)	2849 (112.2)	2849 (112.2)	2849 (112.2)	2849 (112.2)	2849 (112.2)	2849 (112.2)
CARGO BODY OVERALL LENGTH – mm (in)	2619 (103.1)	3062 (120.6)	3062 (120.6)	3062 (120.6)	3062 (120.6)	3645 (143.5)	3062 (120.6)	3062 (120.6)	3645 (143.5)	4010 (157.9)	3645 (143.5)	4010 (157.9)
CARGO WIDTH AT FLOOR – mm (in)	1920 (75.6)	1920 (75.6)	1920 (75.6)	1920 (75.6)	1920 (75.6)	1920 (75.6)	1920 (75.6)	1920 (75.6)	1920 (75.6)	1920 (75.6)	1920 (75.6)	1920 (75.6)
CARGO WIDTH AT WHEEL WELL – mm (in)	1422 (56)	1422 (56)	1422 (56)	1422 (56)	1422 (56)	1422 (56)	1422 (56)	1422 (56)	1422 (56)	1422 (56)	1422 (56)	1422 (56)
SIDE-DOOR OPENING WIDTH – mm (in)	1075 (42.3)	1250 (49.2)	1250 (49.2)	1250 (49.2)	1250 (49.2)	1250 (49.2)	1250 (49.2)	1250 (49.2)	1250 (49.2)	1250 (49.2)	1250 (49.2)	1250 (49.2)
SIDE-DOOR OPENING HEIGHT – mm (in)	1485 (58.5)	1485 (58.5)	1755 (69.1)	1485 (58.5)	1755 (69.1)	1755 (69.1)	1485 (58.5)	1755 (69.1)	1755 (69.1)	1755 (69.1)	1755 (69.1)	1755 (69.1)
REAR DOORS OPENING WIDTH – mm (in)	1610 (63.4)	1610 (63.4)	1610 (63.4)	1610 (63.4)	1610 (63.4)	1610 (63.4)	1610 (63.4)	1610 (63.4)	1610 (63.4)	1610 (63.4)	1610 (63.4)	1610 (63.4)
REAR DOORS OPENING HEIGHT – mm (in)	1520 (59.8)	1520 (59.8)	1790 (70.5)	1520 (59.8)	1790 (70.5)	1790 (70.5)	1520 (59.8)	1790 (70.5)	1790 (70.5)	1790 (70.5)	1790 (70.5)	1790 (70.5)
MAXIMUM CARGO HEIGHT – mm (in)	1698 (66.9)	1698 (66.9)	1959 (77.1)	1698 (66.9)	1959 (77.1)	1959 (77.1)	1698 (66.9)	1959 (77.1)	1959 (77.1)	1959 (77.1)	1959 (77.1)	1959 (77.1)
MAXIMUM CARGO VOLUME – L (cu ft)	7339.7 (259.2)	8559.8 (303.7)	9993.0 (352.9)	8559.8 (303.7)	9993.0 (352.9)	11898.7 (420.2)	8559.8 (303.7)	9993.0 (352.9)	11898.7 (420.2)	13107.9 (462.9)	11898.7 (420.2)	13107.9 (462.9)

WB = wheelbase.





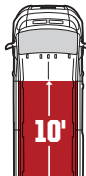


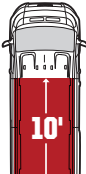


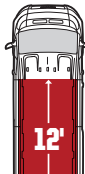
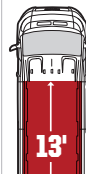

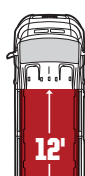
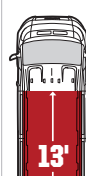



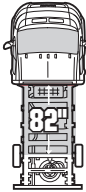

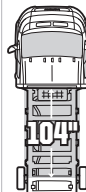
	CHASSIS CAB			CUTAWAY		
	3500			3500		
	136" WB	159" WB	159" WB, EXTENDED	136" WB	159" WB	159" WB, EXTENDED
	81.1" CA	104.1" CA	104.1" CA	81.1" CA	104.1" CA	104.1" CA
GVWR – kg (lb)	4241 (9350)	4241 (9350)	4241 (9350)	4241 (9350)	4241 (9350)	4241 (9350)
GCWR – kg (lb)	5216 (11500)	5216 (11500)	5216 (11500)	5216 (11500)	5216 (11500)	5216 (11500)
BASE CURB WEIGHT – kg (lb)	1895 (4177)	1913 (4217)	1926 (4246)	1867 (4116)	1881 (4147)	1903 (4195)
MAXIMUM PAYLOAD – kg (lb)	2345 (5170)	2327 (5130)	2313 (5100)	2372 (5230)	2359 (5200)	2341 (5160)
FRONT GAWR – kg (lb)	2100 (4629)	2100 (4629)	2100 (4629)	2100 (4629)	2100 (4629)	2100 (4629)
REAR GAWR – kg (lb)	2400 (5291)	2400 (5291)	2400 (5291)	2400 (5291)	2400 (5291)	2400 (5291)
CURB-TO-CURB TURNING – m (ft)	12.4 (40.7)	14.3 (46.8)	14.3 (46.8)	12.4 (40.7)	14.3 (46.8)	14.3 (46.8)
MAXIMUM TOWING – kg (lb)	2313 (5100)	2313 (5100)	2313 (5100)	2313 (5100)	2313 (5100)	2313 (5100)

DIMENSIONS

BODY HEIGHT – mm (in)	2226 (87.7)	2217 (87.3)	2217 (87.3)	2226 (87.7)	2217 (87.3)	2217 (87.3)
OVERALL BODY LENGTH – mm (in)	5415 (213.2)	6000 (236.2)	6364 (250.6)	5415 (213.2)	6000 (236.2)	6364 (250.6)
VEHICLE WIDTH WITHOUT MIRRORS – mm (in)	2064 (81.3)	2064 (81.3)	2064 (81.3)	2064 (81.3)	2064 (81.3)	2064 (81.3)
VEHICLE WIDTH WITH MIRRORS EXTENDED – mm (in)	2849 (112.2)	2849 (112.2)	2849 (112.2)	2849 (112.2)	2849 (112.2)	2849 (112.2)
CAB TO REAR AXLE – mm (in)	2092 (82.4)	2659 (104.7)	2659 (104.7)	2092 (82.4)	2659 (104.7)	2659 (104.7)
OVERHANG REAR AXLE TO END OF FRAME – mm (in)	1006 (39.6)	1006 (39.6)	1006 (39.6)	1006 (39.6)	1006 (39.6)	1006 (39.6)

WB = wheelbase. CA = cab-to-axle.

RAM PROMASTER® – CONFIGURATIONS

	1500		2500		3500		
	118" WB	136" WB	136" WB	159" WB	136" WB	159" WB	159" WB EXT.
 <p>CARGO VAN STANDARD ROOF</p>							
 <p>CARGO VAN AVAILABLE HIGH ROOF</p>							
 <p>WINDOW VAN HIGH ROOF ONLY</p>							
 <p>CHASSIS CAB/CUTAWAY STANDARD ROOF ONLY</p>	<p> = LOAD FLOOR LENGTH</p> <p> = CAB-TO-AXLE LENGTH</p> <p>WB = WHEELBASE</p>						



LIKE US ON:

facebook.com/ramtruckscanada



CHECK US OUT ON:

instagram.com/ramtrucksca



LIKE US ON:

twitter.com/ramtruckscanada



SIGN UP FOR UPDATES AT:

ramtruck.ca/en/signup

ABOUT THIS CATALOGUE: since the time of publication, some of the information you'll find in this catalogue may have been updated. Ask your retailer for details. Some of the equipment shown or described throughout this catalogue may be available at extra cost. Specifications, descriptions, illustrative materials and all competitive comparisons contained herein are as accurate as known at the time this publication was approved for printing. FCA Canada Inc. reserves the right to discontinue models at any time or change specifications without notice or without incurring obligation. Options may be required in combination with other options. For the price of the model with the equipment you desire, or verification of specifications contained here, see your Ram retailer. Bluetooth is a registered trademark of Bluetooth SIG, Inc. SiriusXM Connected Vehicles Services Inc., Sirius, XM, SiriusXM and all related marks and logos are trademarks of SiriusXM Radio Inc. Facebook and logo are registered trademarks of Facebook, Inc. Instagram is a registered trademark of Instagram, Inc. The Twitter logo is a service mark of Twitter, Inc. Katerack is a registered trademark of Dejana Truck & Utility Equipment Co. All rights reserved. Brembo is a registered trademark of Brembo SpA. Cummins is a registered trademark of Cummins, Inc.

©2020 FCA Canada Inc. All Rights Reserved. Chrysler, Jeep, Dodge, Ram, ParkView, the Ram's Head logo, Ram ProMaster and Uconnect are registered trademarks and DriveAbility and Pentastar are trademarks of FCA US LLC.

WARRANTIES: 2020 Chrysler, Jeep, Dodge and Ram vehicles are backed by a 5-year or 100,000-kilometre* fully transferable Powertrain Limited Warranty with \$0 deductible plus 24-hour roadside assistance! Basic Warranty coverage is for 3 years or 60,000 kilometres.* Rust-through coverage on all body sheet metal is for 3 years. The Cummins Turbo Diesel engine is protected by a separate Limited Warranty, covering the engine for 5 years or 160,000 kilometres!

*Whichever comes first. Some conditions may apply. †The 5-Year/100,000-Kilometre Powertrain Limited Warranty does not apply to vehicles sold for certain commercial uses. See your retailer for full details.

DISCLAIMERS: 1 Class based on Large Commercial Van segment (Class 2). 2 No system can repeal the laws of physics or overcome careless driving actions. Performance is limited by available traction, which snow, ice and other conditions can affect. When the warning lamp flashes, the driver needs to use less throttle and adapt speed and driving behaviour to prevailing road conditions. 3 This is a driver convenience system, not a substitute for active driver involvement. The driver must remain aware of their surroundings and be prepared to take corrective action to avoid collisions. 4 Driving while distracted can result in loss of vehicle control. Only use mobile phones and other devices, even with voice commands, when it is safe to do so. Voice commands of phone require a Bluetooth compatible phone. 5 Never program while driving. GPS mapping and available 3D navigation may not be detailed or available in all areas or reflect current road regulations. 6 Requires SiriusXM radio subscriptions governed by SIRIUS terms and conditions available at siriusxm.ca.



RAMTRUCK.CA

©2020 FCA Canada Inc. All Rights Reserved. Ram is a registered trademark of FCA US LLC.