




# Maxwell

*Illustrated*  
Price List of Parts  
1916



*Maxwell*

# Illustrated Price List of Parts



1916



---

Published by

Maxwell Motor Sales Corporation

Detroit, Michigan

## INDEX

Assembly Serial Numbers and Type			
Letters	7	Foot Brake	58
Axle, Front	60-62	Frame and Brackets	66
Axle, Rear	50-59	Front Axle Assembly	12
Battery	112	Front Axle Parts	60-62
Body	84-90	Front Wheel	63-64
Brake Pull Rods, Shafts and Levers	73-75	Gear Case	20
Camshaft	18	Gear Shifter Housing	48
Carburetor	29-31	Gasoline Strainer	96
Claims	5	Gasoline Tank	96
Clutch	38-41	Hood	106
Code	6	Horn	111
Coil	112	Information, Important	4
Connecting Rod	16	Introduction	3
Crankshaft	16	Lamps	108-110
Differential	52	Magneto	22
Drag Link	79	Motor (See Engine)	
Drive Shaft	50	Muffler	105
Dry Cell	112	Oil Pan	26
Dust Shield	92 and 105	Oil Pump	26-28
Emergency Brake	57	Piston	16
Engine Assembly	10	Radiator	105-106
Engine Parts	14-35	Rear Axle Assembly	13
Fan	24	Rear Axle Parts	50-59
Fenders	90-91	Rear Wheel	64
Flywheel	18	Running Board	92
		Service Branches	8
		Service Map	9
		Sod Pan	98
		Spark and Throttle Control	80-82
		Speedometer	111
		Splash Guard	92
		Springs	68-72
		Standard Parts	121-126
		Standard Warranty	127
		Starter Generator	30-38
		Starter Switch	36-38
		Steering Gear	76-79
		Steering Knuckle	60-62
		Switch Panel	98
		Tie Rod	62
		Tire Carrier	72
		Tool Kit	119
		Top	98-104
		Torque Tube	50
		Transmission Assembly	11
		Transmission Parts	42-47
		Wheel, Front	63-64
		Wheel, Rear	64
		Windshield	94
		Wiring	114-119



## INTRODUCTION

The parts listed on the following pages are for all 1916 Left hand drive Maxwell cars. This includes Touring Cars, Roadsters, and the Chassis of all cars having special bodies such as Cabriolet, Town Car, etc. The parts are grouped in assemblies and all parts included in any one brace are included in the assembly as shown. Many parts are listed in more than one place. For example, those clutch parts which are included in the Transmission Assembly are listed under Transmission, and those included in Engine Assembly are listed under Engine, while all Clutch parts are listed under the heading Clutch.

Part numbers should be used at all times when ordering or referring to parts except in telegrams, where code words are all that is necessary. Code words on special parts are in alphabetical order, the standard part code words (all words beginning with "T," "U," "V," and "W") being inserted as often as, and wherever the standard part appears.

A standard parts list arranged numerically, according to part numbers, and alphabetically, according to code words, is located, commencing on page 121.

In a number of instances parts are listed as sold in assembly only. This is due to the fact that the parts themselves are not interchangeable but the assemblies are, or else the parts are such that it would be impossible for a car owner to assemble them.

## IMPORTANT

### Prices, Terms and Conditions Subject to Change Without Notice

THE MAXWELL MOTOR SALES CORPORATION cannot hold itself responsible for errors and delays through your failure to comply with the following instructions:

WHEN ORDERING PARTS give symbol number, name of part, and car for which intended.

STATE year of manufacture, and serial number of car. This can be found on the name plate on the right hand end of the front seat base.

STATE how many of each part wanted.

STATE definitely what is wanted, leaving nothing to be inferred. Write your order for parts on a separate sheet of paper from your letter, preferably on order blanks furnished by the Company. Address all correspondence to the Company and not to individuals.

WITH EVERY ORDER give definite shipping instructions. If this is not given, we reserve the right to use our best judgment whether or not the parts should be shipped by freight or express, and cannot honor any claims for transportation charges if the customer does not agree with us.

TERMS: Strictly cash with order, except to regular appointed dealers having a deposit with the Company. We open no accounts with others. Owners are requested to place all orders through the dealers controlling the territory in which they are located.

SEND REMITTANCE with your order, otherwise goods will be held for remittance or sent C. O. D. at our option. When parts are ordered shipped by Parcel Post, remittance must be sufficient to cover the postage also. If remittance is more than sufficient, excess will be refunded. Remittance should be made in New York or Chicago exchange, post-office or express money order. Make all money orders or drafts payable to Maxwell Motor Sales Corporation.

THE MAXWELL MOTOR SALES CORPORATION will not be responsible for errors which may occur as the result of incorrectly written or transmitted telegraph or telephone orders.

SERVICE BRANCHES are located in various cities, as shown on page 8, and all dealers are requested to order their parts from the Branch controlling the territory in which they are located.

PRICES CHARGED FOR PARTS IN CANADA are as listed, plus duty.

## CLAIMS For CREDIT or REPLACEMENT RETURNED PARTS

In making claim for replacement or credit for parts:

Use our "Returned Goods Notices" and "Returned Goods Tags" at all times.

In returning parts for repairs, replacement or credit, a list of the parts should be mailed to the Branch, a copy of this list retained by you, and a copy of it enclosed in the shipment. This list must contain the following information:

By whom returned	Routing	Model of car
Address	Number of pieces	Car and motor numbers
How shipped	Part symbol number and name	Why returned

When the dealer returns parts, he must give the owner's name and address.

In stating reason why parts were returned the word "defective" is not sufficient. We want a description of the trouble so it can be located.

Each part in the shipment must bear a tag showing the following information:

Date returned	Car and motor numbers	Address
Symbol number and part name	By whom returned	Why returned

If the parts are returned for replacement or duplication, a letter should be sent at the time shipment is made giving full instructions as to what is desired.

### INVOICE NUMBERS

If the parts are returned for credit the number of Branch invoice on which corresponding parts were charged must be given. **UNDER NO CIRCUMSTANCES WILL WE ISSUE ANY CREDIT WHATEVER FOR RETURNED PARTS WITHOUT THIS INFORMATION.**

Credit for returned parts will only be issued to the owner or dealer against whom the original invoice for the new parts was billed. Owners returning parts direct, which were purchased from a dealer, should not only give the invoice number but dealer's name as well, to insure prompt passing of credit.

The serial number of the car plays an important part in issuing credit as it does in filling orders, and credit cannot be issued without it. We cannot impress upon you too strongly the absolute necessity of giving your car number, whether it is regarding a parts order, credit, claim or complaint of any sort.

We have both "Returned Goods Notices" and "Returned Goods Tags" which we will gladly furnish, on which the above information can be readily given.

Your co-operation along these lines will assist you in getting your credit or repair parts handled much more quickly. In handling a large volume of business we must have certain information as stated above, and failure to give same at time parts are returned only makes it necessary to carry on correspondence which in the end delays the adjustment.

### OUR SERVICE BRANCHES GIVE SERVICE ON THE MODEL "25" ONLY

Parts for Models "35" and "50-6" are carried in stock at the Newcastle and San Francisco Branches, and parts for all obsolete models are carried at Newcastle.

## CODE

The following brief General Code is arranged for the purpose of saving expense in telegraphing for parts and for information concerning parts orders, and should only be used for this purpose. If your telegram is such that it may be covered in ten words without using code, do not use code, as mistakes in transmission are more liable to occur when code is used.

In telegraphing an order for parts, start with the code telling us how to ship, then give number required and code word of part wanted, then the car number.

The following will illustrate how to send a telegram for Twelve Piston Rings, No. B5056, and One Switch Panel Assembly with ammeter No. BA6024, for car No. 61946.

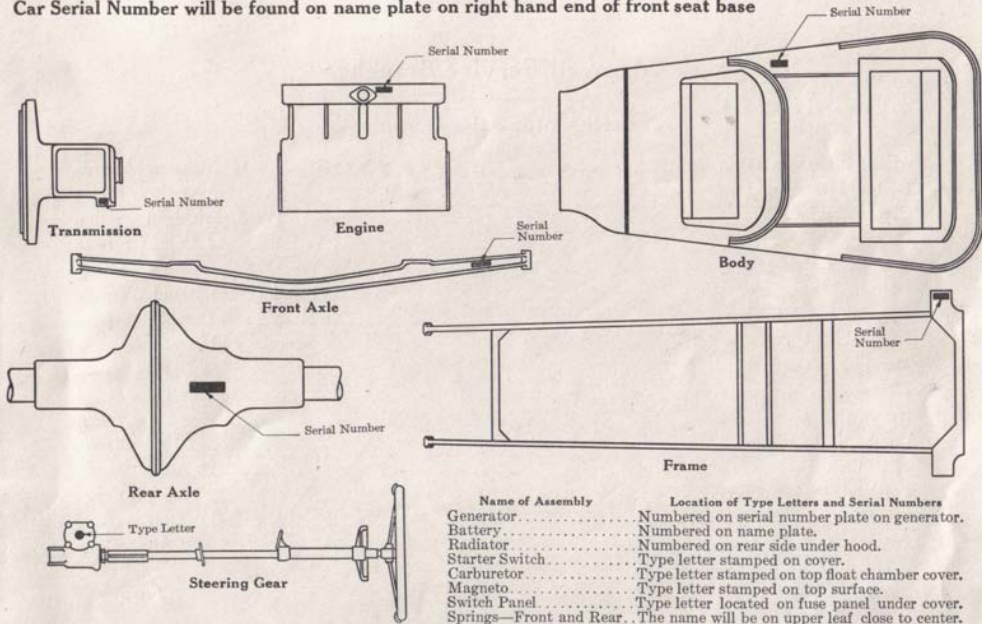
Maxwell Motor Sales Corporation,  
Detroit, Mich.

Betran twelve Annoy one Muzle for Car No. 61946.

Signed .....

Betran .....	Ship us by fastest transportation.
Betex .....	Ship us by express.
Betfer .....	Ship us by freight.
Betranto .....	Ship by fastest transportation to .....
Betrexto .....	Ship by express to .....
Betfercto .....	Ship by freight to .....
Besor .....	When and how did or will you ship our order No. .... of .....
Becant .....	Cancel order for parts our telegram of .....
Beclet .....	Cancel order for parts our letter of .....
Becador .....	Cancel our parts order No. .... of .....
Beato .....	Add to our order No. .... of .....

Car Serial Number will be found on name plate on right hand end of front seat base



Name of Assembly	Location of Type Letters and Serial Numbers
Generator	Numbered on serial number plate on generator.
Battery	Numbered on name plate.
Radiator	Numbered on rear side under hood.
Starter Switch	Type letter stamped on cover.
Carburetor	Type letter stamped on top float chamber cover.
Magneto	Type letter stamped on top surface.
Switch Panel	Type letter located on fuse panel under cover.
Springs—Front and Rear	The name will be on upper leaf close to center.

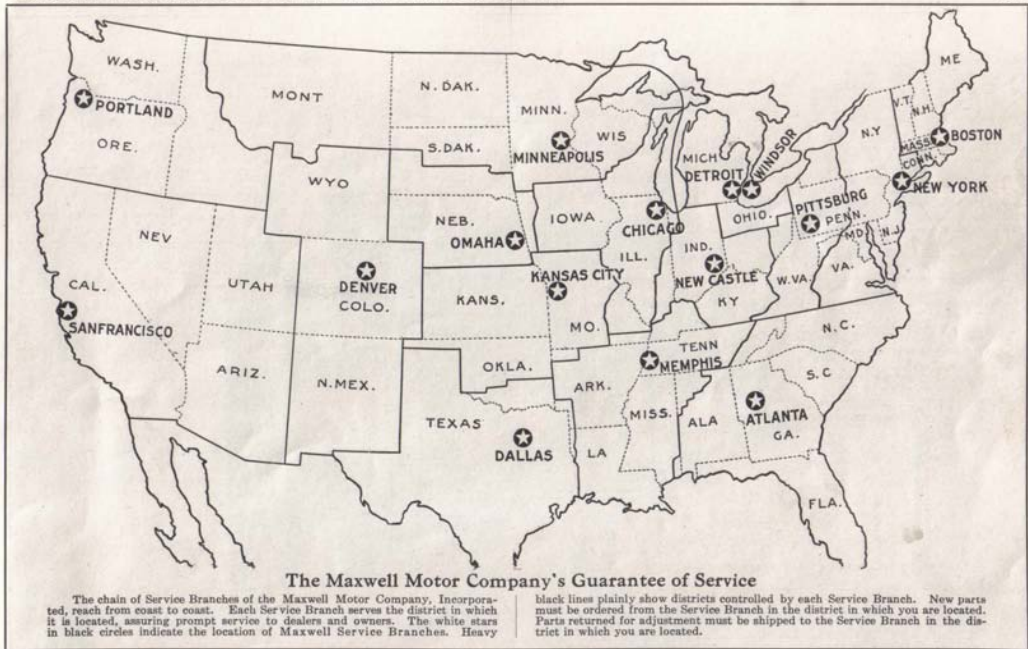
Location of Type Letters and Serial Numbers



## Maxwell Service Branches

### Maxwell Motor Sales Corporation

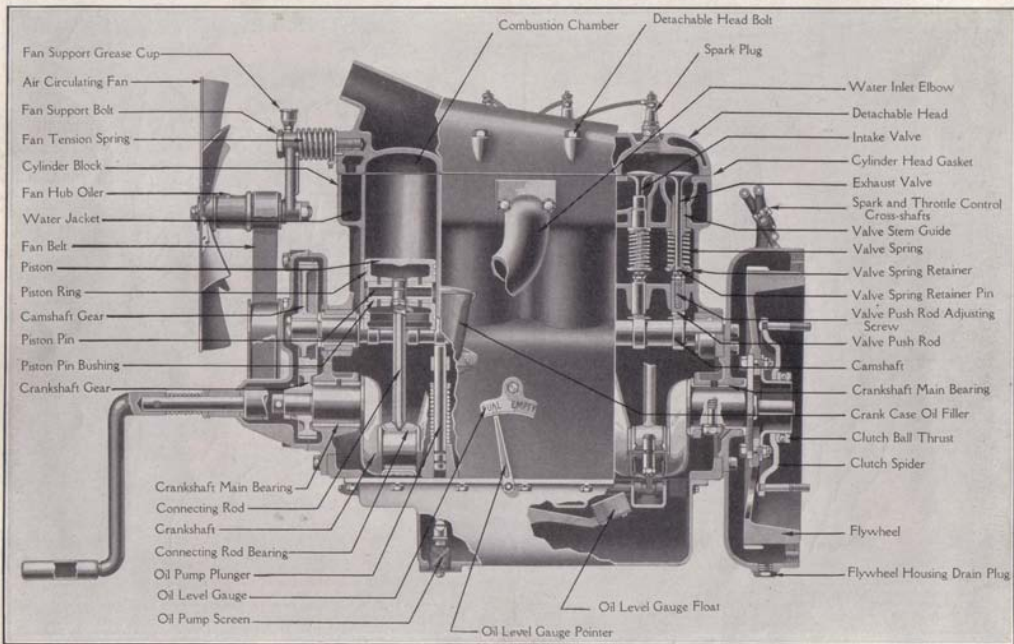
Atlanta, Georgia.....	141 Madison Avenue
Boston, Massachusetts.....	410 Newbury Street
Chicago, Illinois.....	2426 S. Michigan Avenue
Dallas, Texas.....	Orange and Collins Streets
Denver, Colorado.....	1248 Broadway
Detroit, Michigan.....	Oakland and Rhode Island Avenues
Kansas City, Missouri.....	Nineteenth and Campbell Streets
Long Island City, New York.....	Webster and Second Avenues
Memphis, Tennessee.....	735 Union Avenue
Minneapolis, Minnesota.....	620 South Third Street
Newcastle, Indiana.....	Service Department
Omaha, Nebraska.....	Ninth and Jones Streets
Pittsburgh, Pennsylvania.....	500 Aiken Avenue
Portland, Oregon.....	312-14 E. Madison Street
San Francisco, California.....	675 Golden Gate Avenue
Windsor, Ontario, Canada.....	19 Pitt Street East



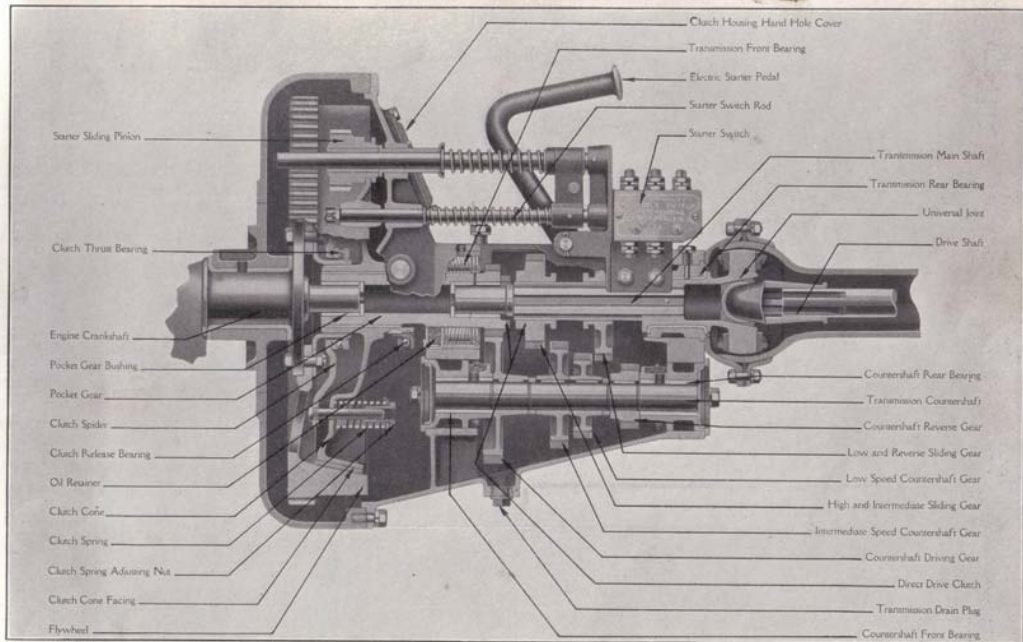
**The Maxwell Motor Company's Guarantee of Service**

The chain of Service Branches of the Maxwell Motor Company, Incorporated, reach from coast to coast. Each Service Branch serves the district in which it is located, assuring prompt service to dealers and owners. The white stars in black circles indicate the location of Maxwell Service Branches. Heavy

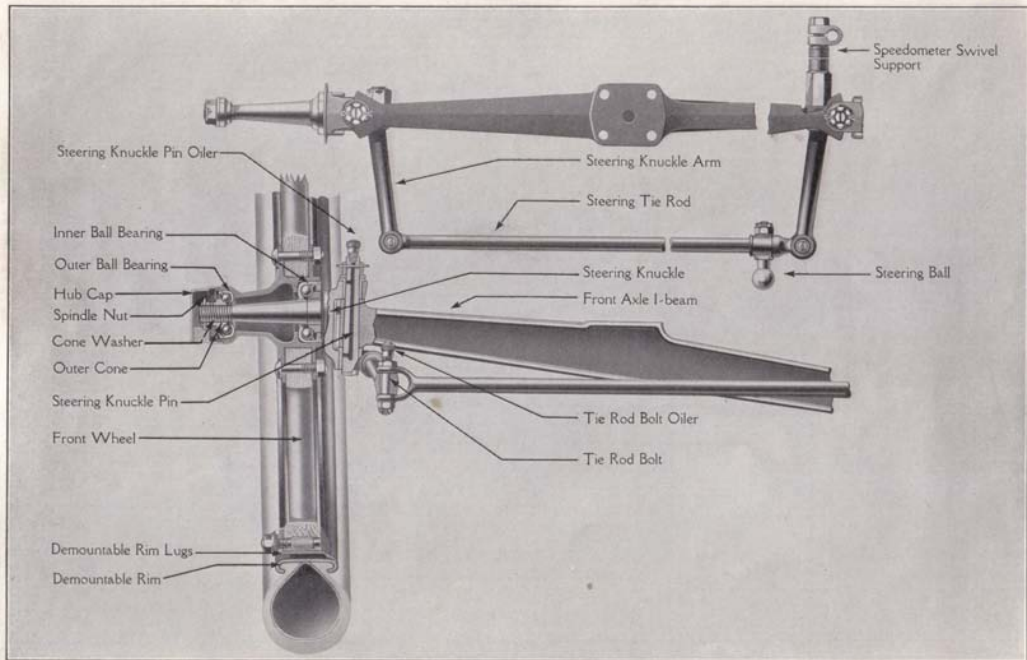
black lines plainly show districts controlled by each Service Branch. New parts must be ordered from the Service Branch in the district in which you are located. Parts returned for adjustment must be shipped to the Service Branch in the district in which you are located.



Engine Assembly

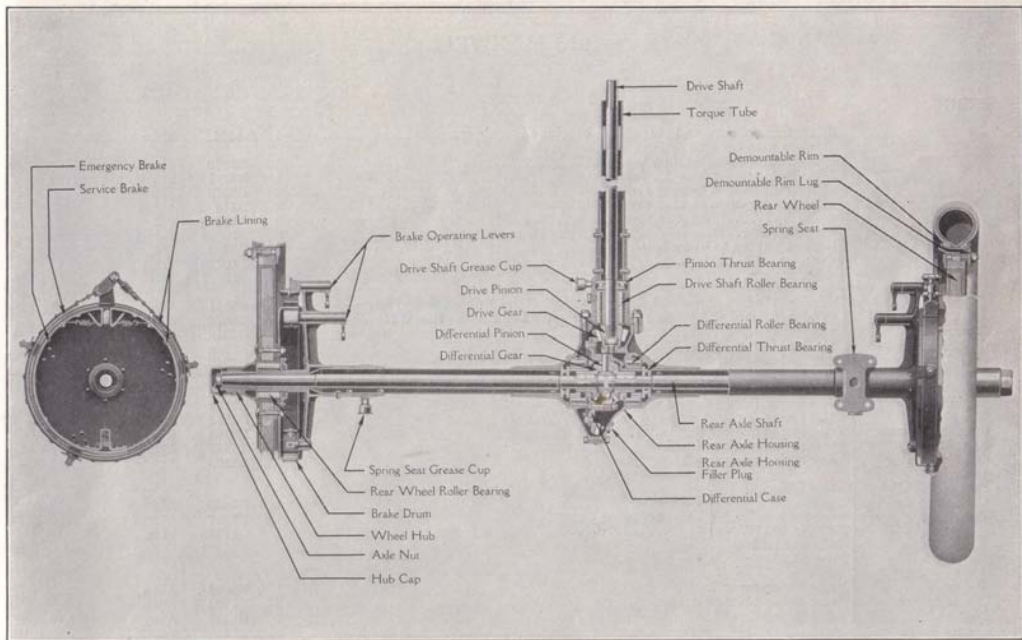


Transmission and Clutch Assembly



Front Axle Assembly






Rear Axle Assembly

## 1916 MAXWELL

		Name of Part	No. Req. Per Assembly	Part No.	Code Word	Price Each		
<b>ENGINE</b>		Engine, transmission, and gear shifter housing assembly complete.....	1	BA191	Abbe	\$390.00		
		Always give car and engine serial number.						
		Engine front trunion bearing, upper.....	1	B5270	Abed	.50		
		Engine front trunion bearing, lower.....	1	B5271	Able	.50		
		Engine front trunion bearing clamp bolt.....	2	B5272	Above	.10		
		Engine front trunion bearing clamp bolt spacer.....	2	B548	Abuse	.02		
		Nut.....	2	10243	Till	†		
		Cotter pin.....	2	10009	Taboo	†		
		Flywheel housing to frame bolt.....	2	B5259	Ace	.20		
		Nut.....	2	10220	Tibia	†		
		Lock washer.....	2	10277	Tole	†		
Always give Car and Engine Serial Number	Engine Assembly Complete including Starter, Fan, Magneto and Carburetor 1 required Part No. BA129 Code word Acme Price \$300.00	Cylinder (1¼ inch threaded hole for breather) (Give Engine Serial Number)...	1	B5001	Acre	29.50		
		Cylinder (finished pad for attaching breather) (Give Engine Serial Number)...	1	B5670	Acrea	29.50		
		Cylinder head.....	1	B5046	Adage	5.50		
		Cylinder head gasket.....	1	B5050	Addle	.45		
		Cylinder head bolt.....	14	B5049	Adit	.15		
		Valve stem guide.....	8	B6082	Ado	.25		
		Inlet and exhaust valve.....	8	B5003	Adult	.45		
		Valve spring (barrel shaped spring).....	8	B5101	Adz	.05		
		Valve spring (straight spring).....	8	B5552	Adza	.05		
		Valve spring retainer (used with barrel shaped spring).....	8	B5102	Age	.02		
Continued on Page 16.		Valve spring retainer (used with straight spring).....	8	B5543	Agea	.02		
		Valve spring retainer pin.....	8	B5103	Agog	.01		
		Valve Lifter						
		Assembly	{	Valve lifter.....	1	B5066	Aisle	.20
		8 required	{	Valve adjusting screw.....	1	B5067	Alder	.05
		Part No. BA117	{	Nut.....	1	10223	Tide	†
		Code word Ail						
		Price \$0.25						
		Valve spring cover.....	1	B5098	Alien	.25		
		Valve spring cover stud.....	2	B5100	Allah	.05		
Valve spring cover hand nut.....	2	B5099	Alloy	.10				

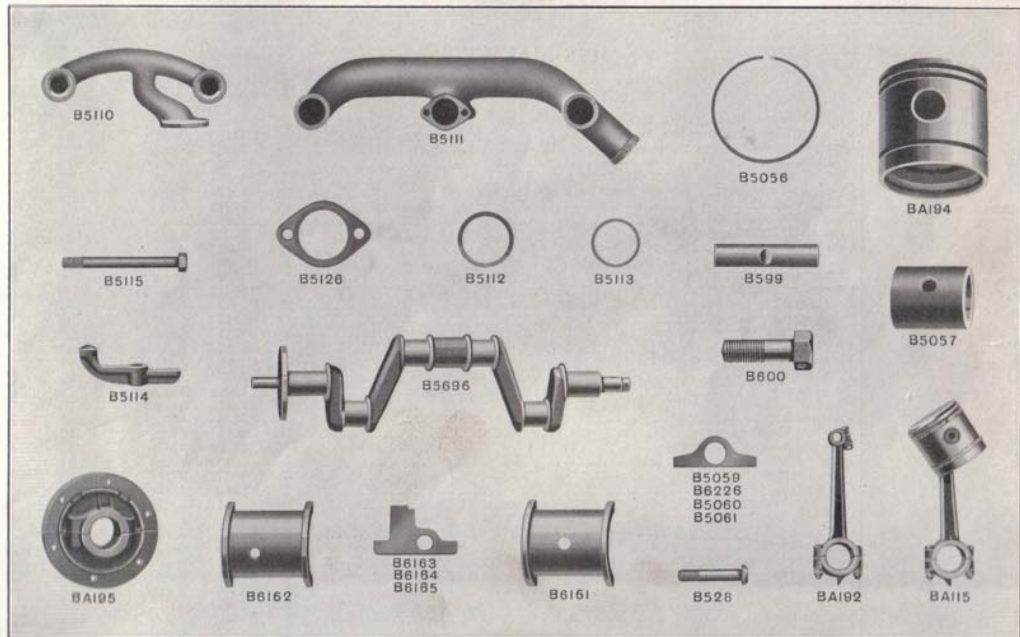
†Standard Parts, see list on Page 121.



## 1916 MAXWELL

		Name of Part	No. Req. Per Assembly	Part No.	Code Word	Price Each	
<b>ENGINE</b>							
Continued from Page 14.							
		Exhaust manifold	1	B5111	Ally	\$1.75	
		Exhaust manifold center gasket	1	B5126	Alp	.05	
		Center screw	2	10202	Thorn	†	
		Lock washer	2	10273	Toil	†	
		Exhaust manifold to exhaust pipe nut (see illustration page 107)	1	B580	Altar	.20	
		Inlet manifold	1	B5110	Alum	1.75	
		Inlet and exhaust manifold round gasket	4	B5112	Amber	.05	
		Inlet and exhaust manifold ferrule	5	B5113	Amity	.05	
		Inlet and exhaust manifold clamp	2	B5114	Ample	.15	
		Inlet and exhaust manifold clamp bolt	2	B5115	Anger	.05	
		Lock washer	2	10273	Toil	†	
		Inlet manifold plug	2	10900	Vigil	†	
		Piston with pin bushings assembled	1	BA194	Ankle	1.50	
		Piston ring	3	B5056	Annoy	.20	
		Piston pin	1	B599	Anon	.30	
		Piston pin bushing	2	B5057	Ant	.30	
Engine Assembly	Continued	Piston and Connecting-rod Assembly 4 required Part No. BA115 Code word Anile Price \$6.00	1	BA192	Anvil	3.00	
				1			
				2	B5059	Apace	.01
				2	B6226	Apard	.01
				2	B5060	Ape	.01
				6	B5061	Apod	.01
				2	B528	Apple	.15
				2	10242	Tile	†
				2	10009	Taboo	†
				1	B600	Apron	.10
				5 in.	14027	Wreak	†
				1	B5088	Aqua	12.50
				1	B5696	Aquaa	12.50
				1	BA229	Arbor	4.00
				1	BA195	Arbora	4.00
		1	B6161	Arbut	1.25		
		1	B6162	Arcad	1.25		
		4	B6163	Arch	.03		
		Crankshaft (threaded end for starting jaw)	1	B5088	Aqua	12.50	
		Crankshaft (hole in end for starting pin)	1	B5696	Aquaa	12.50	
		Crankshaft rear bushing support, upper	1	BA229	Arbor	4.00	
		Crankshaft rear bushing support, lower					
		Crankshaft rear bushing support, upper	1	BA195	Arbora	4.00	
		Crankshaft rear bushing support, lower					
		Crankshaft rear bearing bushing, upper	1	B6161	Arbut	1.25	
		Crankshaft rear bearing bushing, lower	1	B6162	Arcad	1.25	
		Crankshaft rear bearing shim, thin	4	B6163	Arch	.03	

Continued on Page 18.



Parts illustrated above, listed on page 16.




## 1916 MAXWELL

	Name of Part	No. Req. Per Assembly	Part No.	Code Word	Price Each
ENGINE Continued from Page 16.	Crankshaft rear bearing shim, medium.....	2	B6164	Arden	\$0.03
	Crankshaft rear bearing shim, thick.....	2	B6165	Ardor	.03
	Crankshaft rear bushing clamp screw.....	2	10200	Thole	†
	Lock washer.....	2	10269	Title	†
	Crankshaft rear bearing support fastening screw (1 $\frac{1}{2}$ " over-all length).....	6	10195	Thib	†
	Crankshaft rear bearing support fastening screw (1 $\frac{3}{8}$ " over-all length).....	6	10184	Terra	†
	Lock washer.....	6	10273	Toil	†
	Crankshaft front bearing bushing.....	1	B5009	Are	1.50
	Crankshaft front bearing bushing pin.....	1	10063	Taper	†
	Crankshaft gear.....	1	B5090	Argol	1.00
	Crankshaft gear set screw.....	1	B5708	Ark	.10
	Crankshaft gear set screw lock wire.....	1	B5720	Army	.01
	Crankshaft gear key.....	1	10615	Tusk	†
	Crankshaft starting jaw (used only with threaded crankshaft).....	1	B5089	Arras	.30
	Crankshaft starting pin.....	1	B5705	Array	.05
	Crankshaft starting pin set screw.....	1	B5737	Arrow	.05
	Flywheel.....	1	B5095	Ash	5.45
	Flywheel bolt.....	4	B5096	Asp	.05
	Flywheel bolt nut.....	4	B5075	Aster	.02
	Engine Assembly Continued.	Cotter pin.....	4	10009	Taboo
Flywheel housing (center hole 5 $\frac{1}{8}$ ").....		1	B5616	Atlas	8.00
Flywheel housing (center hole 6 $\frac{3}{4}$ ").....		1	B5674	Atlasa	8.00
Flywheel housing plug.....		1	B5074	Atom	.05
Flywheel housing plug gasket.....		1	10764	Vane	†
Flywheel housing to cylinder screw.....		6	10184	Terra	†
Lock washer.....		6	10273	Toil	†
Camshaft.....		1	B5118	Attar	5.00
Camshaft bearing, front (bronze bushing, babbitt lined).....		1	B5004	Attic	1.00
Camshaft bearing, front (cast iron, babbitt bushed).....		1	BA174	Attica	1.00
Camshaft front bearing babbitt bushing.....		2	B5964	Audit	.25
Camshaft bearing, rear (bronze bushing, babbitt lined).....		1	B5005	Auger	1.00
Camshaft bearing, rear (cast iron, babbitt bushed).....		1	BA217	Augera	1.00
Camshaft rear bearing babbitt bushing.....		1	B6192	Auget	.25
Camshaft bearing bushing lock screw.....		2	B5006	Aught	.02
Lock washer.....		2	10273	Toil	†
Camshaft gear.....		1	B5582	Aunt	1.75
Camshaft gear collar.....		1	B5587	Aural	.03
Camshaft gear key.....		1	10629	Twir	†

Continued on  
Page 20.

†Standard Parts, see list on Page 121.



Parts illustrated above, listed on page 18.

## 1916 MAXWELL


## ENGINE

Continued from  
Page 18.Engine Assembly  
Continued.

Name of Part	No. Req. Per Assembly	Part No.	Code Word	Price Each
Camshaft nut.....	1	B5121	Avail	\$0.03
Gear Case with Bearings Assembled 1 required Part No. BA103 Code Word Avast Price \$6.75				
Gear case only.....	1	B5387	Aver	5.00
Crankshaft bearing bushing, front.....	1	B5009	Are	1.50
Magneto drive shaft bearing bushing, rear.....	1	B5010	Avoid	.25
Magneto drive shaft bearing bushing felt washer.....	1	B5080	Avow	.01
Magneto drive shaft bearing bushing felt washer retainer.....	1	B5522	Await	.01
Screw.....	2	10475	Trout	†
Lock washer.....	2	10271	Toddy	†
Gear case fastening screw.....	5	10184	Terra	†
Lock washer.....	5	10273	Toil	†
Gear Case Cover with Bearings Assembled As illustrated with Starting Jaw No. B5014 Part No. BA227 Code Word Awake				
Gear case cover (plain end, see illustration BA227).....	1	B5012	Awalt	3.70
Gear case cover (pad end, see illustration BA137).....	1	B5580	Awalta	3.70
Gear case cover dowel pin.....	2	B6081	Award	.02
Pipe plug, upper.....	1	10902	Vigor	†
Pipe plug, lower.....	1	10900	Vigil	†
Magneto drive shaft bearing bushing, front.....	1	B5017	Aware	.25
Starting crank, shaft and jaw (flat jaw) 6" over-all length.....	1	B5014	Away	1.00
Starting crank, shaft and jaw (shaped jaw) 6 $\frac{3}{8}$ " over-all length.....	1	B5719	Awaya	1.00
Starting crank packing washer, inner.....	1	B5016	Awe	.05
Starting crank packing washer, outer.....	1	B5542	Awl	.05
Starting crank packing outer washer retainer.....	1	B5541	Awn	.02
Starting crank spring.....	1	B5015	Awoke	.05
Starting crank (with $\frac{3}{8}$ " pin hole).....	1	BA112	Awry	.75
Starting crank (with $\frac{5}{16}$ " pin hole).....	1	BA180	Awrya	.75
Starting crank to shaft pin ( $\frac{3}{8}$ " pin 1 $\frac{1}{8}$ " long).....	1	B5039	Axiom	.05
Starting crank to shaft pin ( $\frac{5}{16}$ " pin, 1 $\frac{1}{8}$ " long).....	1	10075	Tax	†
1 Required Price \$6.00				
Gear case cover gasket.....	1	B5013	Axis	.05
Gear case cover screw, short.....	9	10186	Testy	†
Gear case cover screw, long.....	1	10185	Terse	†
Lock washer.....	10	10273	Toil	†
Magneto drive shaft.....	1	B5989	Azure	.60
Magneto drive gear.....	1	B5159	Babe	1.30
Key.....	1	10615	Tusk	†

Continued on  
Page 22.

†Standard Parts, see list on Page 121.




Parts illustrated above, listed on page 20.

## 1916 MAXWELL

	Name of Part	No. Req. Per Assembly	Part No.	Code Word	Price Each		
<b>ENGINE</b>							
Continued from Page 20.	Magneto (American Simms S. U. 4 D) (See Simms parts book for repair parts) . . .	1	11095	Wake	\$45.00		
	Magneto armature shaft washer . . . . .	1	B836	Babel	.10		
	Magneto armature shaft nut . . . . .	1	10217	Thyme	†		
	Magneto armature shaft key . . . . .	1	10602	Tumst	†		
	Magneto bracket . . . . .	1	B5986	Baby	1.00		
	Magneto bracket to engine screw . . . . .	4	10184	Terra	†		
	Lock washer . . . . .	4	10273	Toil	†		
	Magneto shim, thick . . . . .	as req.	B741	Back	.02		
	Magneto shim, medium . . . . .	as req.	B742	Bacon	.02		
	Magneto shim, thin . . . . .	as req.	B743	Badge	.02		
	Magneto to bracket screw . . . . .	4	10698	Ulna	†		
	Lock washer . . . . .	4	10273	Toil	†		
	Magneto coupling (front, or drive shaft half) . . . . .	1	BA145	Bag	.45		
	Magneto coupling screw lock plate . . . . .	1	B5987	Bale	.01		
	Magneto coupling flange screw . . . . .	1	B5990	Bairn	.03		
	Magneto coupling (rear, or magneto half) . . . . .	1	B706	Bait	.75		
Engine Assembly Continued.	Magneto bell crank . . . . .	1	B5997	Kiln	.20		
	Magneto bell crank screw . . . . .	1	B2560	Kilt	.02		
	Magneto to bell crank rod . . . . .	1	B5992	Kind	.03		
	Cotter pin . . . . .	2	10009	Taboo	†		
	Spark control rod (cross-shaft to magneto) . . . . .	1	B5574	Kid	.10		
	Cotter pin . . . . .	2	10000	Tab	†		
	High Tension Wire and Bracket Assembly 1 required	{	Magneto to spark plug wire ass'y (No. 1 cylinder) . . . . .	1	BA108	Balk	.20
	Part No. BA126	{	Magneto to spark plug wire ass'y (No. 2 and No. 4 cylinders)	2	BA109	Balm	.20
	Code word Bake	{	Magneto to spark plug wire ass'y (No. 3 cylinder) . . . . .	1	BA110	Band	.20
	Price \$1.05	{	Spark plug wire terminal . . . . .	4	B806	Bandy	.02
		{	Spark plug wire support . . . . .	2	B5524	Bane	.10
		{	Bolt . . . . .	2	10496	Tuck	†
		{	Nut . . . . .	2	10750	Valor	†
		{	Lock washer . . . . .	2	10270	Toast	†
		{	Spark plug wire support plate . . . . .	1	B6009	Bang	.05
Continued on Page 24.							

†Standard Parts, see list on Page 121.





Parts illustrated above, listed on page 22.

## 1916 MAXWELL

ENGINE	Name of Part	No. Req. Per Assembly	Part No.	Code Word	Price Each
Continued from Page 22.	Spark plug wire support plate screw.....	1	10700	Umbel	†
	Lock washer.....	1	10271	Toddy	†
	Spark plug.....	4	10885	Vicar	†
	Spark plug gasket.....	4	10765	Vapid	†
	<b>Fan Assembly</b> .....	1	BA134	Bank	\$3.50
	Fan blade assembly.....	1	BA196	Barb	1.50
	Fan hub (3" long).....	1	B5504	Bard	.75
	Fan hub (3 1/4" long).....	1	B5740	Barda	.75
	Fan spindle (5 1/4" over-all length).....	1	B5509	Bare	.30
	Fan spindle (5 1/2" over-all length).....	1	B5741	Barea	.30
	Fan spindle nut (Fan end of spindle).....	1	10223	Tide	†
	Fan bearing cone, outer.....	1	B867	Barge	.25
	Fan bearing felt washer.....	2	B869	Bark	.02
	Fan bearing felt washer retainer.....	2	B870	Barm	.02
	Fan bearing retainer with balls.....	2	10735	Usher	†
	Fan bearing ball cup, outer.....	1	B868	Barn	.35
	Fan bearing cone, inner.....	1	B866	Baron	.25
	Fan bearing ball cup, inner.....	1	B5507	Base	.35
	Fan spindle oiler.....	1	10279	Tomb	†
	Fan spindle nut (support end of spindle).....	1	10221	Tick	†
	Lock washer.....	1	10277	Tole	†
	Fan support.....	1	B5630	Basic	.90
	Fan support spacer (used with supports having short hub)....	1	B5631	Basig	.05
	Fan support bolt.....	1	B5083	Basil	.30
	Fan support grease cup.....	1	10282	Tone	†
	Fan support belt tension spring.....	1	B5601	Basin	.05
	Fan support belt tension spring lock plate.....	1	B5600	Basis	.03
	Fan support belt tension spring lock plate pin.....	1	10070	Task	†
	Fan drive pulley.....	1	B6086	Bask	.90
	Key.....	1	10609	Tunic	†
	Set screw.....	1	10296	Torn	†
	Fan belt.....	1	B5551	Bass	.70

Engine Assembly  
Continued.

Fan and  
Support  
Assembly  
1 required  
Part No. BA118  
Code Word Banjo  
Price \$4.75

Continued on  
Page 26.



B6088



B867



B866



B869



B5551



B5741



B5507




B868




B870



B5740



BA118



BA196



B5083



B5601




B5600



B5630





Parts illustrated above, listed on pages 26 and 28.



## 1916 MAXWELL

	Name of Part	No. Req. Per Assembly	Part No.	Code Word	Price Each	
<b>ENGINE</b>						
Continued from Page 26.	Oil pump plunger.....	1	B5104	Bed	\$0.80	
	Oil pump plunger spring.....	1	B5105	Bedew	.02	
	Oil pump plunger spring retainer.....	1	B5106	Bee	.01	
	Pin.....	1	10076	Teach	†	
	Oil gauge dial.....	1	B5721	Beech	.10	
	Screw.....	1	10206	Throe	†	
	Lock washer.....	1	10272	Toga	†	
	Oil Filler and Breather Pipe Assembly	( Oil filler and breather pipe (threaded end, illustration page 27)	1	B5803	Beet	1.10
	Part No. BA120	( Oil filler and breather pipe (flanged end, illustration page 27)	1	B5729	Beeta	1.10
	Code Word Beef	( Oil filler and breather pipe nut (used only with threaded breather).....	1	B5154	Befor	.10
	(Illustrations on page 27.)	( Oil pipe strainer.....	1	B5807	Beg	.15
	Part No. BA135	( Oil pipe strainer screw.....	1	10475	Trout	†
	Code Word Beefa	( Oil pipe cover.....	1	B5806	Begin	.10
	1 Required	( Oil pipe cover pin.....	1	B5808	Being	.02
	Price \$1.35	( Cotter pin.....	2	10000	Tab	†
Engine Assembly Continued	Oil filler and breather pipe gasket.....	1	B5816	Befit	.01	
	Oil filler and breather pipe screw.....	2	10161	Temp†	†	
	Lock washer.....	2	10272	Toga	†	
	Engine water inlet pipe.....	1	B5613	Belay	.40	
	Engine water inlet pipe gasket.....	1	B5109	Belie	.02	
	Bolt.....	2	10167	Tenet	†	
	Lock washer.....	2	10272	Toga	†	
	Horn bracket.....	1	B5223	Bell	.25	
	Throttle control rod (cross shaft to carburetor).....	1	B5572	Khaki	.08	
	Plain washer.....	1	11036	Vivid	†	
	Cotter pin.....	2	10000	Tab	†	
	Spark and throttle cross shafts and brackets assembly No. BA7001 (as listed on Page 80) will be included in Engine Assembly unless otherwise specified.					
	Continued on Page 29.	Carburetor throttle spring.....	1	B5588	Khan	.05
		Carburetor throttle spring anchor plate.....	1	B5575	Kiek	.01

†Standard Parts, see list on Page 121.


## 1916 MAXWELL

		No. Req. Per Assembly	Part No.	Code Word	Price Each
<b>ENGINE</b>					
Continued from Page 28.					
	Control cross shaft bracket screw.....	3	10700	Umbel	†
	Control cross shaft bracket screw lock washer.....	3	10271	Toddy	†
	Carburetor Bowl Assembly.....	1	BA125	Bemet	\$4.00
	Carburetor bowl stripped.....	1	B6250	Bench	2.55
	Carburetor float including arm.....	1	B3108	Bend	.60
	Carburetor float valve.....	1	B3111	Bente	.20
	Carburetor float lever hinge pin.....	1	B3109	Berg	.03
	Carburetor float lever yoke.....	1	B3110	Berry	.05
	Carburetor needle valve.....	1	B3114	Berth	.25
	Carburetor needle valve packing nut.....	1	B3115	Best	.05
	Carburetor needle valve adjusting lever.....	1	B3113	Bet	.30
	Screw.....	1	10483	Troy	†
	Carburetor float chamber cover including primer, primer spring and cover screw.....	1	B3112	Betel	1.00
	Carburetor cover screw (over gasoline valve).....	1	B6097	Betty	.15
	Carburetor body flange including throttle shutter shaft and lever.....	1	B3116	Bevel	2.40
	Carburetor throttle lever adjusting screw.....	1	10485	Truck	†
	Lock screw.....	1	10486	Trump	†
	Carburetor body clamp assembly.....	1	BA124	Bevit	.30
	Screw.....	2	10484	Truce	†
	Carburetor Inlet Assembly.....	1	BA176	Bevy	.30
	Carburetor gasoline line union piece.....	1	B6068	Bey	.15
	Carburetor gasoline line union nut.....	1	B6073	Bezel	.15
	Gasoline fuel pipe tee.....	1	11064	Wage	†
	Gasoline fuel pipe tee plug.....	1	10912	Viola	†
	Carburetor gasket.....	1	B5131	Bias	.05
	Carburetor to manifold bolt.....	2	10663	Twist	†
	Lock washer.....	2	10272	Toga	†
	Hot air pipe.....	1	B5127	Bib	.60
Continued on Page 30.					

## 1916 MAXWELL

	Name of Part	No. Req. Per Assembly	Part No.	Code Word	Price Each
<b>ENGINE</b>					
Continued from Page 29.	The following clutch parts illustrated on Page 39 are included in Engine Assembly unless otherwise specified.				
	Clutch ball thrust collar support.....	1	B5145	Cab	\$0.25
	Clutch spider assembly.....	1	BA2011	Calm	.50
	Clutch ball thrust plate.....	1	B5938	Calf	.15
	Clutch thrust ball retainer with balls.....	1	B5143	Calix	.35
	Clutch ball thrust collar.....	1	B5142	Cafe	.55
	Clutch ball thrust collar retainer wire.....	1	B5144	Cairn	.02
<b>STARTER GENERATOR</b>					
	Generator drive shaft (plain shaft 15 $\frac{1}{4}$ " over-all length).....	1	B5185	Bird	.75
	Generator drive shaft (plain shaft 15 $\frac{1}{4}$ " over-all length).....	1	B5673	Birda	.75
	Generator drive shaft (threaded end for pulley).....	1	B5536	Birdb	.75
	Generator drive shaft pulley (hub 1 $\frac{1}{4}$ " long).....	1	B5189	Bison	.50
	Key.....	1	10609	Tunic	†
	Set screw.....	1	10290	Topic	†
	Generator drive shaft pulley (hub 1 $\frac{1}{8}$ " long).....	1	B5537	Bisona	.50
Engine Assembly Continued	Key.....	1	10628	Tweed	†
	Nut.....	1	10217	Thyme	†
	Lock washer.....	1	10274	Tokay	†
	Generator pulley bearing.....	1	10739	Usury	†
	Generator pulley bearing cap, rear.....	1	B3035	Bit	.25
	Generator pulley bearing oil retainer cap, rear.....	1	B3039	Blab	.05
	Generator pulley bearing cap, front.....	1	B3040	Black	.05
	Generator pulley bearing oil retainer cap, front.....	1	B3041	Blain	.05
	Generator pulley bearing felt oil retainer.....	2	B3046	Blame	.02
	Generator pulley bearing cap bolt.....	2	10203	Threw	†
	Nut.....	2	10222	Tidal	†
	Lock washer.....	2	10271	Toddy	†
	Grease cup.....	1	10282	Tone	†
Continued on Page 32.					

†Standard Parts, see list on Page 121.



Parts illustrated above, listed on pages 29 and 30.

## 1916 MAXWELL

## STARTER GENERATOR

Continued from  
Page 30.

Name of Part	No. Req. Per Assembly	Part No.	Code Word	Price Each
Generator coupling.....	1	B3086	Bland	\$0.50
Key.....	1	10628	Tweed	†
Pin.....	1	10061	Tansy	†
Generator coupling pad.....	1	B3094	Blank	.25
Generator coupling pad bolt.....	4	B3103	Blare	.05
Nut.....	4	10241	Tike	†
Cotter Pin.....	4	10001	Table	†
Generator coupling pad washer.....	4	B3098	Blast	.02

Engine Assembly  
Continued.


Starter Generator Assembly (With Pinion 1 $\frac{1}{8}$ " over-all length). Part No. BA226 Code Word Bleaf	} <b>Starter Generator Field Coil and Yoke Assembly</b>	1	BA144	Bleak	9.15	
		1	B3166	Blear	3.15	
		12	11179	Wedix	†	
		3	B3121	Bleat	1.00	
		2	B3122	Bleed	1.00	
		1	B3126	Blink	1.00	
		1	B3143	Bliss	.05	
		1	B3083	Bloat	.05	
(With Pinion 1 $\frac{3}{8}$ " over-all length). Part No. BA106 Code Word Bleafa			2	14002	Wold	†
			1	11046	Wade	†
			1	10753	Vamee	†
			1	10266	Tiopy	†
			2	10751	Value	†
			1	10267	Tiost	†

1 Required  
Price \$45.00Continued on  
Page 34.

Continued on Page 34.	Starter Generator Armature and Shaft Assembly.....	1	BA142	Blood	15.00
	Starter generator armature shaft coupling.....	1	B3086	Bland	.50
	Screw.....	1	B6291	Bloom	.05
	Key.....	1	10628	Tweed	†

†Standard Parts, see list on Page 121.





Parts illustrated above, listed on pages 32 and 34.

## 1916 MAXWELL

		Name of Part	No. Req. Per Assembly	Part No.	Code Word	Price Each	
<b>STARTER GENERATOR</b>							
Continued from Page 32.	Continued from Page 32.	Starter pinion (1 $\frac{1}{8}$ " long).....	1	B5167	Blot	\$0.90	
		Starter pinion (1 $\frac{3}{8}$ " long used with spacer).....	Order	B5672	See Note *		
Engine Assembly Continued.	Starter Generator Assembly Continued.	Starter pinion (1 $\frac{1}{8}$ " long).....	1	B5672	Blota	.90	
		Starter pinion spacer (used only with 1 $\frac{3}{8}$ " pinion).....	1	B6290	Blout	.10	
		Key.....	1	10628	Tweed	†	
		Starter pinion washer (1 $\frac{3}{8}$ " thick cupped washer).....	1	B5076	Blov	.05	
		Starter pinion washer (1 $\frac{3}{8}$ " flat washer).....	1	11045	Vowel	†	
		Nut.....	1	10217	Thyme	†	
		<b>Starter Generator End Plate Assembly, Rear.....</b>		1	BA140	Blow	5.00
		End plate rear with bearing retainer only.....	1	BA187	Blue	2.40	
		Armature shaft bearing, rear.....	1	10740	Utter	†	
		Armature shaft rear bearing felt washer.....	1	B3090	Bluff	.05	
		Armature shaft rear bearing felt washer retainer.....	1	B3091	Blunt	.05	
		Armature shaft rear bearing dust cap.....	1	B5530	Blur	.15	
		Screw.....	2	13061	Witch	†	
		<b>Starter Generator End Plate Assembly, Front.....</b>		1	BA143	Blush	5.25
		End plate front with bearing retainer only.....	1	BA188	Boa	3.05	
		Armature shaft bearing, front.....	1	10741	Vague	†	
		Armature shaft front bearing felt washer.....	1	B3163	Boast	.05	
		Armature shaft front bearing felt washer retainer.....	1	B3165	Boat	.05	
		Armature shaft front bearing dust cap assembly.....	1	BA141	Bob	.15	
		Screw.....	3	13061	Witch	†	
Lock washer.....	3	10266	Tiopy	†			
<b>Armature Brush Holder Assembly with Springs and Brushes.....</b>		1	BA178	Bode	5.30		
Armature brush holder assembly, stripped.....	1	BA139	Bog	1.60			
Armature brush with terminal.....	6	B3128	Boil	.50			
Armature brush terminal screw.....	6	13060	Witbe	†			
Armature brush spring.....	6	B3129	Bole	.05			
Armature brush post insulator, large.....	1	B3119	Boll	.05			
Nut.....	2	10224	Tidy	†			
Lock washer.....	1	10272	Toga	†			
Plain washer.....	1	10487	Trunk	†			
Continued on Page 35.	Continued on Page 35.						

†Standard Parts, see list on Page 121.

\*When replacing 1 $\frac{3}{8}$ " pinion with 1 $\frac{1}{8}$ " pinion do not use spacer.

## 1916 MAXWELL

## STARTER GENERATOR

		Name of Part	No. Req. Per Assembly	Part No.	Code Word	Price Each
Continued from Page 34.	Continued from Page 34.	Armature brush post insulator, small.....	1	B3118	Bolus	\$0.05
		Nut.....	1	10751	Value	†
		Lock washer.....	1	10267	Tlost	†
		Plain washer.....	1	11046	Wade	†
		Armature brush cover.....	1	B3099	Bomb	.40
		Screw.....	3	13061	Witch	†
		Starter generator end plate screw.....	2	B3050	Bond	.10
		Starter generator to flywheel housing gasket.....	1	B5561	Bone	.01
		Starter generator to flywheel housing bolt.....	4	B5300	Bonne	.10
		Starter switch rod stop screw.....	1	10299	Torso	†
		Nut.....	1	10745	Vain	†
		Transmission case to flywheel housing gasket.....	1	B5549	Bonny	.03
		Transmission case to flywheel housing screw.....	10	10161	Tempt	†
		Lock washer.....	10	10272	Toga	†
The following starter parts are included in Transmission Assembly No. BA2000 unless otherwise specified:						
		Starter switch bracket with shifter gear shaft assembled.....	1	BA199	Bonus	1.00
		Starter switch bracket only.....	1	B5178	Bony	.65
		Starter switch bracket to transmission screw.....	2	10161	Tempt	†
		Lock washer.....	2	10272	Toga	†
		Starter sliding gear shaft.....	1	B5170	Booby	.25
		Starter sliding gear shaft pin.....	1	10065	Tapir	†
		Starter sliding gear shifter spring.....	1	B5173	Book	.05
		Starter sliding gear shifter spring retainer.....	1	B5175	Boom	.02
		Starter sliding gear shifter shaft bushing.....	1	B5171	Boon	.70
		Starter sliding gear with bushing assembled.....	1	BA193	Boor	1.20
		Starter sliding gear bushing.....	1	B5169	Boost	.40
		Starter sliding gear shifter fork.....	1	B5182	Booth	.40

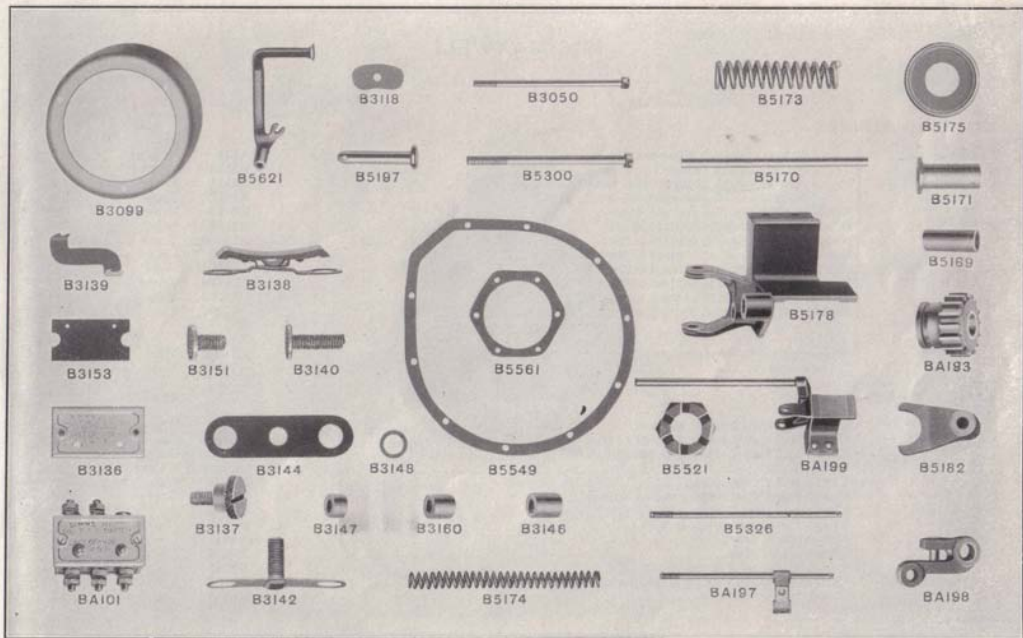
†Standard Parts, see list on Page 121.

## 1916 MAXWELL

	Name of Part	No. Req. Per Assembly	Part No.	Code Word	Price Each
<b>STARTER GENERATOR</b>					
	Starter sliding gear return spring.....	1	B5174	Bore	\$0.05
	Starter spring tension block with shift pin and switch rod assembled.....	1	BA197	Bosh	.65
	Starter spring tension block with shift pin assembled.....	1	BA198	Boss	.60
	Starter spring tension block shift pin.....	1	10066	Tardy	†
	Starter switch rod.....	1	B5326	Botch	.10
	Pin.....	1	10061	Tansy	†
	Starter switch rod nut.....	1	B5521	Bough	.02
	Cotter pin.....	1	10009	Taboo	†
	Starter switch rod to plunger screw.....	1	13053	Wisp	†
	Starter pedal.....	1	B5621	Bound	.30
	Starter pedal pin.....	1	B5197	Bourn	.05
	Cotter pin.....	1	10010	Tabor	†
	(Starter switch box (sold in assembly only).....)	1			
	Starter switch box cover only.....	1	B3136	Boy	.15
	Starter switch box cover screw.....	2	B3137	Braet	.05
	Lock washer.....	2	10266	Tiopy	†
	Starter switch cover insulator plate.....	1	B3153	Braid	.08
	Starter switch spring plate assembly.....	2	B3138	Brain	1.25
	Starter switch spring bus plate.....	1	B3139	Bran	.08
	Starter switch spring contact post, long.....	3	B3140	Brash	.30
	Starter switch spring contact post, short.....	1	B3141	Brat	.30
	Starter switch connector post.....	2	B3142	Bravo	.08
	Starter switch connector post insulator plate.....	2	B3144	Brawl	.05
	Starter switch post bushing, long.....	3	B3146	Brawn	.08
	Starter switch post bushing, medium.....	1	B3160	Braxy	.08
	Starter switch post bushing, short.....	2	B3147	Bray	.08
	Starter switch post collar, brass (on short spring contact post).....	1	B3148	Bread	.08
	Starter switch post metal washer.....	8	10487	Trunk	†
	Starter switch post mica washer.....	9	14003	Wolf	†
	Starter switch post nut.....	11	10224	Tidy	†
	Starter switch post nut lock washer.....	5	10272	Toga	†

Starter Switch  
Assembly  
1 required  
Part No. BA101  
Code word Bower  
Price \$4.25

Continued on  
Page 3S.




Parts illustrated above, listed on pages 35 and 36.



## 1916 MAXWELL

	Name of Part	No. Req. Per Assembly	Part No.	Code Word	Price Each
<b>STARTER GENERATOR</b>					
Continued from Page 36.	<b>Starter Switch Plunger Assembly</b> .....	1	BA175	Bream	\$0.30
	Starter switch plunger .....	1	B3150	Brent	.10
	Starter switch plunger post, large, fibre .....	1	B3151	Breve	.15
	Starter switch plunger post, small, fibre .....	1	B3152	Brew	.08
	Starter switch ignition contact, large .....	1	B3155	Brick	.05
	Starter switch ignition contact, small .....	1	B3154	Brief	.05
	Starter switch ignition contact screw .....	2	10489	Truss	†
	Starter switch ignition contact screw bushing .....	2	B3159	Brig	.05
	Starter switch ignition contact screw mica washer .....	2	14004	Woof	†
	Starter switch ignition contact screw metal washer .....	4	10488	Trupe	†
	Starter switch ignition contact screw nut .....	4	10753	Vamee	†
	Starter switch ignition contact screw nut lock washer .....	2	10266	Tiopy	†
	Starter switch to bracket screw .....	2	13052	Wink	†
	Lock washer .....	2	10270	Toast	†
<b>CLUTCH</b>					
	Clutch ball thrust collar support .....	1	B5145	Cab	.25
	Clutch ball thrust collar support to flywheel bolt (Illustrated Page 19.) .....	4	B5096	Asp	.05
	Clutch ball thrust collar support to flywheel bolt nut (Illustrated Page 19.) .....	4	B5075	Aster	.02
	Cotter pin .....	4	10009	Tabou	†
	Clutch ball thrust collar .....	1	B5142	Cafe	.55
	Clutch ball thrust collar retainer wire .....	1	B5144	Cairn	.02
	Clutch ball thrust plate .....	1	B6186	Calf	.15
	Clutch thrust ball retainer with balls .....	1	B5143	Calix	.35
	Clutch spider assembly .....	1	BA2011	Calrn	.50
	Clutch spider stud .....	3	B5676	Calx	.05
	Clutch spider stud spring .....	3	B5141	Cameo	.05
	Clutch spider stud spring retaining washer .....	3	B5709	Canal	.01
	Clutch spider stud nut .....	3	B5684	Candy	.05




Parts illustrated above, listed on page 38.

## 1916 MAXWELL

## CLUTCH

Name of Part	No. Req. Per Assembly	Part No.	Code Word	Price Each
Clutch cone with lining	1	BA2029	Canny	\$6.00
Clutch cone lining	1	B5671	Cant	.90
Rivet	11	10560	Tumid	†
Clutch release ball bearing inner race	1	B5624	Caper	.75
Clutch release ball bearing outer race	1	B5625	Carab	1.15
Clutch release ball bearing outer race key	1	10630	Twill	†
Clutch release ball bearing outer race retainer wire	1	B5244	Card	.02
Clutch release ball retainer with balls	1	B5669	Caret	.40
Clutch shifter yoke	1	B5668	Carol	.80
Clutch shifter fork	1	B5690	Carry	1.15
Key	1	10610	Tunny	†
Clutch shifter fork shaft, short	1	B5216	Case	.25
Pin	1	10077	Teak	†
Clutch shifter fork clamp bolt	1	B5147	Cask	.03
Lock washer	1	10273	Toil	†
Clutch pedal shaft	1	B5776	Cast	.40
Clutch pedal with foot pad	1	BA2020	Catch	1.00
Clutch pedal foot pad	1	B5791	Caul	.05
Rivet	4	10313	Tovel	†
Clutch pedal adjusting lever	1	B5774	Cave	.35
Key	1	10610	Tunny	†
Clamp screw	1	10163	Tench	†
Lock washer	1	10272	Toga	†
Clutch pedal to adjusting lever bolt	1	10205	Throb	†
Plain washer	1	14005	Wool	†
Nut	1	10216	Thump	†
Lock washer	1	10273	Toil	†

†Standard Parts, see list on Page 121.




Parts illustrated above, listed on page 40.

## 1916 MAXWELL

Name of Part	No. Req. Per Assembly	Part No.	Code Word	Price Each
<b>TRANSMISSION</b>				
Transmission case with cover studs assembled.....	1	BA2021	Coat	\$15.50
Transmission case hand hole cover.....	1	B5212	Coca	.10
Transmission case hand hole cover gasket.....	1	B5213	Cocoa	.01
Transmission case hand hole cover screw.....	5	10196	Thigh	†
Lock washer.....	5	10271	Toddy	†
Transmission case drain plug.....	1	10899	View	†
Transmission case roller bearing assembly.....	1	BA2015	Coger	3.80
Transmission roller bearing without sleeve.....	1	B1198	Coif	2.25
Transmission roller bearing sleeve.....	1	B1197	Coke	1.55
Transmission roller bearing lock screw.....	1	B1028	Colon	.02
Transmission roller bearing oil retainer assembly.....	1	BA2022	Colt	.25
Transmission roller bearing felt oil retainer.....	1	B1029	Come	.15
Transmission roller bearing felt retainer.....	1	B1030	Con	.05
Transmission roller bearing felt retainer cap.....	1	B1031	Conet	.05
Pocket gear.....	1	B1115	Conic	3.85
Pocket gear pilot bearing.....	2	B1027	Cony	.60
Pocket gear thrust washer (.108" thick).....	1	B1032	Cool	.10
Pocket gear thrust washer (.118" thick).....	as req.	B1163	Coop	.10
Pocket gear thrust washer (.130" thick).....	as req.	B1164	Copal	.10
Pocket gear thrust washer (.145" thick).....	as req.	B1165	Copse	.10
Transmission mainshaft and front universal joint yoke assembled.....	1	BA2003	Coral	4.00
High and intermediate sliding gear.....	1	B1113	Core	2.25
Low and reverse sliding gear.....	1	B1112	Corps	2.00
Universal joint front yoke bearing, lower } sold in pairs only.....	1	BA2023	Cosey	3.30
Universal joint front yoke bearing, upper }				
Universal joint front yoke bearing lock screw.....	1	B1033	Cosy	.03
Lock washer.....	1	10272	Toga	†
Universal joint front yoke bearing felt oil strainer.....	1	B1142	Couch	.01

Continued on  
Page 44.





Parts illustrated above, listed on page 42.

## 1916 MAXWELL

		Name of Part	No. Req. Per Assembly	Part No.	Code Word	Price Each
<b>TRANSMISSION</b>						
Continued from Page 42.						
		Universal joint yoke rear.....	1	B338	Count	\$1.20
		Universal joint case assembly.....	1	BA2008	Court	1.15
		Universal joint case stud.....	4	B376	Covet	.02
		Nut.....	4	10241	Tike	†
		Cotter pin.....	4	10001	Table	†
		Universal joint ball socket with studs.....	1	BA2024	Coy	1.40
		Universal joint ball socket stud.....	4	B325	Crab	.05
		Nut.....	4	10242	Tile	†
		Cotter pin.....	4	10009	Taboo	†
		Universal joint ball socket plug.....	1	10900	Vigil	†
		Countershaft Assembly				
		1 required				
		Part No. BA2004				
		Code word Craft				
		Price \$7.25				
		Countershaft.....	1	B1017	Crane	1.20
		Countershaft drive gear.....	1	B1011	Crash	1.80
		Countershaft intermediate gear.....	1	B1010	Craw	1.75
		Countershaft low speed gear.....	1	B1009	Cream	1.50
		Countershaft reverse gear.....	1	B1012	Creed	.75
		Countershaft gear key.....	4	10620	Tutor	†
		Countershaft gear spacer.....	2	B1182	Crept	.03
		Countershaft Front Bearing Assembly				
		1 required				
		Part No. BA2005				
		Code Word Crew				
		Price \$1.70				
		Countershaft front bushing support.....	1	B1095	Crier	.75
		Countershaft bearing bushing.....	1	B1092	Crisp	.90
		Countershaft bearing bushing cap.....	1	B1039	Crone	.05
		Countershaft bearing oil strainer.....	1	B1140	Crop	.01
		Countershaft bearing oil strainer retainer wire.....	7 in.	14027	Wreak	†
		Countershaft Rear Bearing Assembly				
		1 required				
		Part No. BA2005				
		Code Word Crude				
		Price, \$1.70				
		Countershaft rear bushing support.....	1	B1094	Crumb	.75
		Countershaft bearing bushing.....	1	B1092	Crisp	.90
		Countershaft bearing bushing cap.....	1	B1039	Crone	.05
		Countershaft bearing oil strainer.....	1	B1140	Crop	.01
		Countershaft bearing oil strainer retainer wire.....	7 in.	14027	Wreak	†

Transmission  
Universal Joint  
and Clutch  
Assembly  
Continued

Continued on  
Page 46.



BA2004



BA2024




BA2008



B338



BA2025




B1017



B325



B376



B5214



B1069



B1011



B1010



B1009



B1012



B1182



B1140



BA2006



B1094



B1092



B1095



BA2005



B1039

## 1916 MAXWELL

	Name of Part	No. Req. Per Assembly	Part No.	Code Word	Price Each
<b>TRANSMISSION</b>					
Continued from Page 44.	Countershaft front and rear bearing screw.....	4	10662	Twirl	†
	Lock washer.....	4	10272	Toga	†
	Reverse idler gear with bushing assembled.....	1	BA2025	Crust	\$1.65
	Reverse idler gear bushing.....	1	B1069	Cube	.45
	Reverse idler gear shaft.....	1	B5214	Cud	.50
	Screw.....	1	10692	Tyro	†
	Lock washer.....	1	10272	Toga	†
	Emergency brake quadrant.....	1	B5617	Hug	.15
	Screw.....	2	10663	Twist	†
	Lock washer.....	2	10272	Toga	†
Transmission Universal Joint and Clutch Assembly Continued	The following clutch parts are included in the Transmission Assembly unless otherwise specified.				
	Clutch cone with lining.....	1	BA2029	Canny	6.00
	Clutch cone lining.....	1	B5671	Cant	.90
	Rivet.....	11	10560	Tumid	†
	Clutch release ball bearing inner race.....	1	B5624	Caper	.75
	Clutch release ball bearing outer race.....	1	B5625	Carab	1.15
	Clutch release ball bearing outer race key.....	1	10630	Twill	†
	Clutch release ball bearing outer race retainer wire.....	1	B5244	Card	.02
	Clutch release ball retainer with balls.....	1	B5669	Caret	.40
	Clutch shifter yoke.....	1	B5668	Carol	.80
	Clutch shifter fork.....	1	B5690	Carry	1.15
	Key.....	1	10610	Tunny	†
	Clutch shifter fork shaft, short.....	1	B5216	Case	.25
Continued on Page 47.					

## 1916 MAXWELL


	Name of Part	No. Req. Per Assembly	Part No.	Code Word	Price Each
<b>TRANSMISSION</b>					
Continued from Page 46.	Clutch shifter fork shaft pin.....	1	10077	Teak	†
	Clutch shifter fork clamp bolt.....	1	B5147	Casek	\$0.03
	Lock washer.....	1	10273	Toil	†
	Clutch pedal shaft.....	1	B5776	Cast	.40
	Clutch pedal with foot pad.....	1	BA2020	Catch	1.00
	Clutch pedal foot pad.....	1	B5791	Caul	.05
	Rivet.....	4	10313	Tovel	†
	Clutch pedal adjusting lever.....	1	B5774	Cave	.35
	Key.....	1	10610	Tunny	†
	Clamp screw.....	1	10163	Tench	†
Transmission Universal Joint and Clutch Assembly Continued	Lock washer.....	1	10272	Toga	†
	Clutch pedal to adjusting lever bolt.....	1	10205	Throb	†
	Plain washer.....	1	14005	Wool	†
	Nut.....	1	10216	Thump	†
	Lock washer.....	1	10273	Toil	†
	Brake pedal with foot pad.....	1	BA2019	Horse	1.00
	Brake pedal foot pad.....	1	B5790	Host	.05
	Rivet.....	4	10313	Tovel	†
	Screw.....	1	10289	Topaz	†
	Nut.....	1	10747	Valid	†
Starter switch and parts as specified on pages 35, 36 and 38 included in Transmission Assembly unless otherwise specified.					
	Transmission case cover stud.....	4	B1082	Cuff	.02
	Nut.....	4	10216	Thump	†
	Lock washer.....	4	10273	Toil	†



## 1916 MAXWELL

Name of Part	No. Req. Per Assembly	Part No.	Code Word	Price Each
<b>GEAR SHIFTER HOUSING</b>				
Gear shifter housing with guides assembled	1	BA2017	Dace	\$2.00
Plug	1	10899	View	†
Low and reverse gear shifter shaft	1	B1135	Dago	.40
Gear shifter fork	1	B1065	Dairy	.30
Gear shifter fork pin	1	10059	Tang	†
High and intermediate gear shifter shaft	1	B1136	Damp	.40
Gear shifter fork	1	B1065	Dairy	.30
Gear shifter fork pin	1	10059	Tang	†
Gear shifter shaft interlock plunger	1	B1035	Dandy	.05
Gear shifter shaft lock plunger	2	B1181	Dare	.02
Gear shifter shaft lock plunger spring	2	B1038	Dart	.01
Gear shifter shaft lock plunger spring plug	1	B1106	Daub	.05
Gear shifter shaft lock plunger spring plug gasket	1	10763	Vamp	†
Gear shifter lever	1	B1060	Dawn	.75
Gear shifter lever ball handle	1	B1952	Dead	.25
Gear shifter lever spring	1	B1046	Dear	.30
Gear shifter lever pin	1	B1048	Debit	.05
Gear shifter lever fulcrum pin	1	B1049	Decay	.01
Gear shifter lever housing	1	B1044	Deck	.10
Gear shifter lever housing cap	1	B1045	Decoy	.06
Gear shifter lever guide	2	B1137	Deed	.05
Rivet	4	10359	Trey	†
Emergency brake hand lever stud	1	B1109	Hue	.10
Emergency brake hand lever stud washer	1	B1075	Huff	.01
Cotter pin	1	10018	Tact	†

Gear Shifter  
Housing  
Assembly  
1 required  
Part No. BA2012  
Code Word Dab  
Price \$6.00



Parts illustrated above, listed on pages 47 and 48.

## 1916 MAXWELL

Name of Part		No. Req. Per Assembly	Part No.	Code Word	Price Each
<b>TORQUE TUBE AND REAR AXLE</b>					
	Universal joint housing flange.....	1	B267	Eager	\$0.20
	Universal joint housing flange liner.....	as req.	B282	Earn	.05
	Universal joint housing flange bolt.....	4	10161	Tempt	†
	Nut.....	4	10215	Thumb	†
	Lock washer.....	4	10272	Toga	†
	Universal joint housing.....	1	B1108	East	1.50
	Torque Tube Assembly 1 required Part No. BA3001 Code word Edit Price \$7.35				
	Torque tube with reinforcement and flange assembled.....	1	BA3030	Egg	5.00
	Drive shaft bearing outer sleeve.....	1	B437	Eject	1.60
	Drive shaft thrust bearing race.....	1	B261	Elate	.50
	Drive shaft bearing lock screw.....	1	B275	Elect	.02
	Lock washer.....	1	10274	Tokay	†
	Torque tube flange grease cup.....	1	10281	Tome	†
	Torque tube bushing.....	1	B334	Elite	1.00
	Torque tube gasket.....	1	B340	Elope	.01
	Torque tube flange stud.....	4	B264	Embed	.05
	Nut.....	4	10244	Tilt	†
	Cotter pin.....	4	10010	Tabor	†
	Drive Shaft Assembly 1 required Part No. BA3034 Code word Emend Price \$7.80				
	Drive shaft.....	1	B335	Empty	3.40
	Drive shaft bearing without sleeve.....	1	B439	End	1.65
	Drive shaft bearing inner sleeve.....	1	B438	Endue	.75
	Drive shaft bearing washer.....	1	B419	Enjoy	.02
	Drive shaft thrust bearing ring.....	1	B260	Ensure	.40
	Drive shaft pinion.....	1	B254	Entry	1.75
	Key.....	1	10626	Twang	†
	Drive shaft pinion nut.....	1	B255	Epic	.06
	Cotter pin.....	1	10018	Tact	†
	Drive shaft thrust bearing retainer with balls.....	1	10738	Usurp	†
	Drive shaft pinion thrust bushing.....	1	B257	Equip	.30
	Drive shaft pinion thrust bushing washer, bronze.....	1	B292	Ergo	.20
	Drive shaft pinion thrust bushing collar, steel.....	1	B293	Error	.10


Continued on  
Page 52.



B275




B255



BA3001



BA3034



B335




B254



B410



B438



B439



B437



10738



B1108



B267



B282



B340



B260



B293



B292



B257



B334

B264



B261

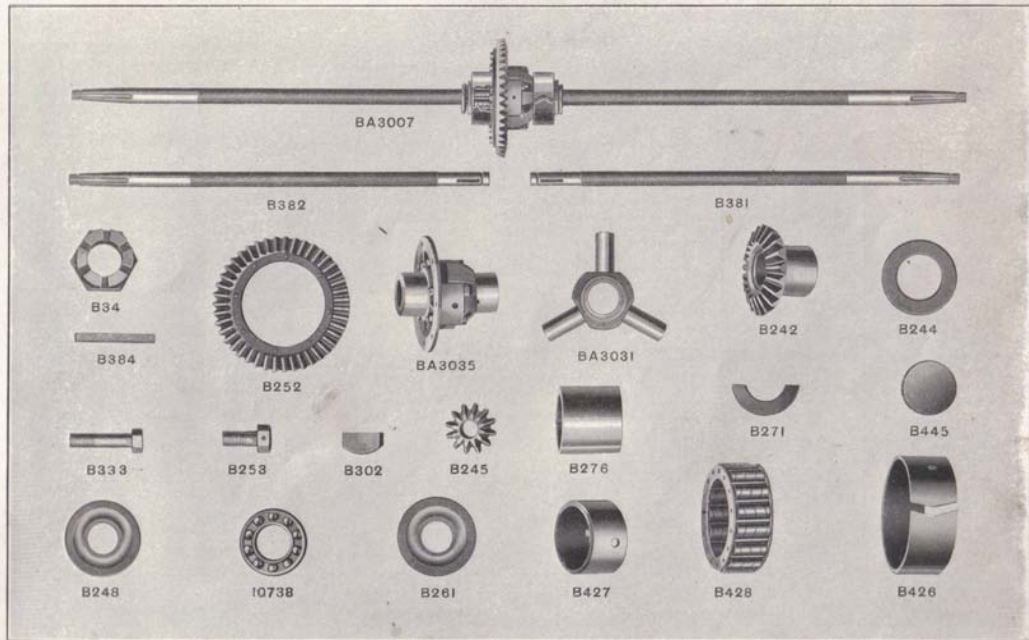
## 1916 MAXWELL

## TORQUE TUBE AND REAR AXLE

Continued from  
Page 50.Rear Axle  
Assembly  
ContinuedDifferential  
Assembly  
Complete56" Tread  
Part No. BA3007  
Code word Espy  
60" Tread  
Part No. BA3014  
Code word Estop  
Price \$32.00Continued on  
Page 54.Rear axle drive shaft key, wheel end  
Rear axle drive shaft nut  
Cotter pin

Name of Part	No. Req. Per Assembly	Part No.	Code Word	Price Each
Differential housing and cap (sold in pairs only)	1	BA3035	Ethic	\$3.00
Differential housing bolt	6	B333	Evade	.15
Nut	6	10242	Tile	†
Cotter pin	6	10009	Taboo	†
Differential cross with bushing assembled	1	BA3031	Ever	1.65
Differential cross bushing	1	B276	Evoke	.40
Differential cross pinion	3	B245	Excel	.75
Differential side bevel gear	2	B242	Exert	1.75
Differential side bevel gear key	4	B302	Exile	.02
Differential side bevel gear fibre washer	2	B244	Expel	.02
Rear axle drive gear or ring gear	1	B252	Extol	4.00
Rear axle drive gear cap screw	8	B253	Eye	.05
Rear axle drive gear cap screw lock wire	21 in.	14027	Wreak	†
Rear axle drive shaft, right, 56" tread	1	B381	Fable	2.75
Rear axle drive shaft, left, 56" tread	1	B382	Fade	2.75
Rear axle drive shaft, right, 60" tread	1	B401	Fail	2.75
Rear axle drive shaft, left, 60" tread	1	B402	Fall	2.75
Rear axle drive shaft split washer	4	B271	Fame	.02
Differential housing thrust bearing ball race, inner (1 $\frac{1}{4}$ " hole)	2	B248	Fang	.25
Differential housing thrust bearing retainer with balls	2	10738	Usurp	†
Differential housing thrust bearing ball race, outer (1 $\frac{3}{8}$ " hole)	2	B261	Elate	.50
Differential housing bearing with sleeves	2	BA3008	Farm	5.00
Differential housing bearing without sleeves	2	B428	Fat	2.85
Differential housing bearing inner sleeve	2	B427	Fault	1.25
Differential housing bearing outer sleeve	2	B426	Feast	.90
Differential housing bearing lock pin	2	10072	Taunt	†
Rear axle drive shaft thrust washer	1	B445	Feed	.05
Rear axle drive shaft key, wheel end	2	B384	Fell	.05
Rear axle drive shaft nut	2	B34	Felon	.10
Cotter pin	2	10020	Taint	†






Parts illustrated above, listed on page 52.

## 1916 MAXWELL

TORQUE TUBE AND REAR AXLE		Name of Part	No. Req. Per Assembly	Part No.	Code Word	Price Each	
Continued from Page 52.	Rear Axle Housing, Tube and Brake Support Assembly	Rear axle housing with studs, right (sold in assembly only).....	1	.....	.....	.....	
		Rear axle tubing, right (56" tread) (sold in assembly only).....	1	.....	.....	.....	
Rear Axle Assembly Continued	56" Tread Part No. BA3003 Code word Fence 60" Tread Part No. BA3028 Code word Fern Price \$11.00	Rear axle tubing, right (60" tread) (sold in assembly only).....	1	.....	.....	.....	
		Rear axle spring seat collar.....	1	B236	Fetch	\$0.06	
		Rear axle spring seat*.....	1	*	.....	.....	
		Rear axle spring seat grease cup.....	1	10281	Tome	†	
		Rear axle spring seat spacer (used on 60" tread only).....	1	B389	Fichu	.15	
		Rear axle tubing rivet.....	15	10326	Track	†	
		Brake support, right (sold in assembly only).....	1	.....	.....	.....	
		Emergency brake band guide.....	1	B204	Fill	.05	
		Brake support dust cover rivet.....	6	10303	Total	†	
		{ Brake Dust Cover Assembly, Right.....		1	BA3032	Fin	.50
		{ Brake support dust cover, right (sold in assembly only).....		1	.....	.....	.....
		{ Service brake band support, right.....		3	B218	Fir	.05
		{ Service brake band support rivet.....		9	10310	Tour	†
	Rear wheel bearing inner sleeve (see illustration, page 65) ..	1	B413	Glebe	1.00		
	Rear axle housing drain plug.....	1	10902	Vigor	†		
	Rear axle housing grease filler plug.....	1	B5074	Atom	.05		
	Rear axle housing grease filler plug gasket.....	1	10764	Vane	†		
	Rear axle housing stud.....	2	B273	Fix	.03		
	Rear axle housing bolt.....	5	10166	Tend	.....		
Continued on Page 56.		Nut.....	7	10215	Thumb	†	
		Lock washer.....	7	10272	Toga	†	

†Standard Parts, see list on Page 121.

\*Order split spring seat No. BA3048 for repairs.



Parts illustrated above, listed on pages 54 and 56.

## 1916 MAXWELL

## TORQUE TUBE AND REAR AXLE

Name of Part		No. Req. Per Assembly	Part No.	Code Word	Price Each
Continued from Page 54.	Rear Axle Housing, Tube and Brake Support Assembly Left Hand 1 required 56" Tread Part No. <b>BA3004</b> Code word Flail 60" Tread Part No. <b>BA3029</b> Code word Flank Price <b>\$11.00</b>				
	Rear axle housing with stud, left (sold in assembly only)	1			
	Rear axle tubing, left (56" tread) (sold in assembly only)	1			
	Rear axle tubing, left (60" tread) (sold in assembly only)	1			
	Rear axle spring seat collar	1	<b>B236</b>	Fetch	<b>\$0.06</b>
	Rear axle spring seat*	1	*		
	Rear axle spring seat grease cup	1	<b>10281</b>	Tome	†
	Rear axle spring seat spacer (used on 60" tread only)	1	<b>B389</b>	Fichu	.15
	Rear axle tubing rivet	15	<b>10326</b>	Track	†
	Brake support, left (sold in assembly only)	1			
	Emergency brake band guide	1	<b>B204</b>	Fill	.05
	Brake support dust cover rivet	6	<b>10303</b>	Total	†
	<b>Brake Dust Cover Assembly, Left</b>	1	<b>BA3033</b>	Flesh	.50
	Brake support dust cover, left (sold in assembly only)	1			
	Service brake band support, left	3	<b>B433</b>	Flint	.05
Service brake band support rivet	3	<b>10310</b>	Tour	†	
Rear wheel bearing inner sleeve (see illustration, page 65)	1	<b>B413</b>	Glebe	1.00	
Rear Axle Assembly Continued	Rear Axle Spring Seat Assembly 2 required Part No. <b>BA3048</b> Code word Flock Price <b>\$1.90</b>				
	Rear axle spring seat	1	<b>B350</b>	Floor	.90
	Rear axle spring seat cap	1	<b>B349</b>	Floos	.80
	Bolt	2	<b>10207</b>	Thrum	†
	Lock washer	2	<b>10269</b>	Title	†
	Rear axle spring seat bolt lock wire	1	<b>B256</b>	Flow	.01
	Rear axle spring seat grease cup	1	<b>10282</b>	Tone	†
Continued on Page 57.					

†Standard Parts, see list on Page 121.

\*Order split spring seat No. **BA3048** for repairs.

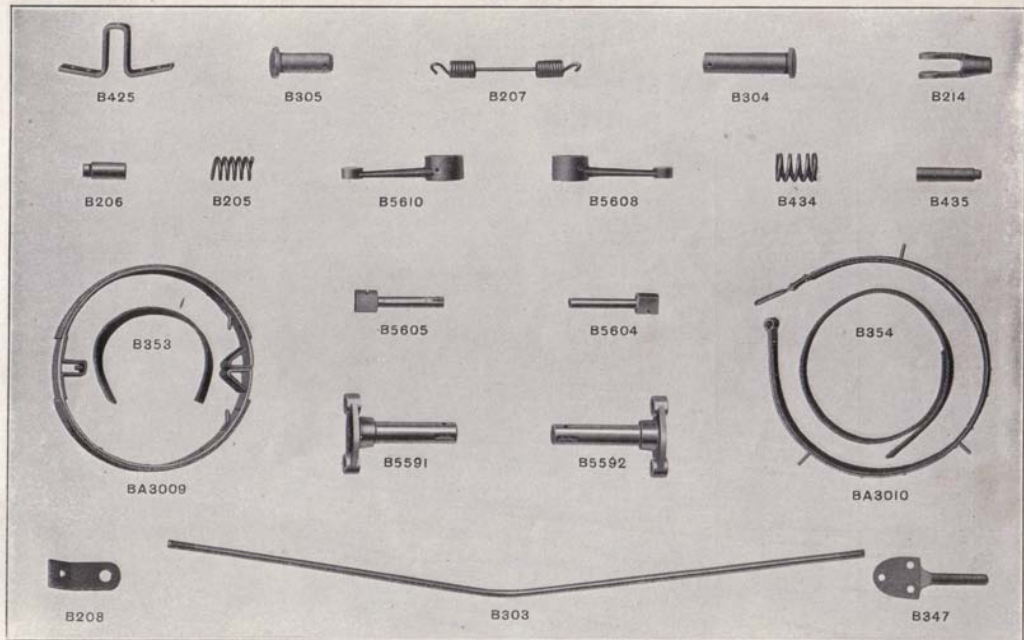
## 1916 MAXWELL

		Name of Part	No. Req. Per Assembly	Part No.	Code Word	Price Each
<b>TORQUE TUBE AND REAR AXLE</b>						
Continued from Page 56.		Rear axle truss rod (56" tread).....	1	B303	Fluff	\$0.30
		Rear axle truss rod (60" tread).....	1	B393	Flush	.30
		Nut.....	2	10243	Till	†
		Cotter pin.....	2	10010	Tabor	†
Rear Axle Assembly Continued	Emergency Brake Band Assembly 2 required Part No. BA3009 Code word Foal Price \$1.00	Emergency brake band (sold in assembly only).....	1	.....	.....	.....
		Emergency brake band lining.....	2	B353	Foe	.30
		Rivet.....	14	10558	Tulip	†
		Emergency brake band support clip.....	1	B425	Fold	.03
		Rivet.....	4	10315	Towel	†
		Emergency brake band spring guide pin.....	1	B206	Font	.01
		Emergency brake band spring clip.....	2	B208	Force	.01
		Rivet.....	2	10303	Total	†
		Emergency brake band guide cotter pin.....	2	10022	Talon	†
		Emergency brake band guide washer.....	4	11041	Vocal	†
		Emergency brake band spring.....	2	B207	Forge	.05
Emergency brake band guide spring.....	2	B205	Fort	.01		
Emergency brake cam, right.....	1	B5604	Forum	.50		
Emergency brake cam, left.....	1	B5605	Found	.50		
Emergency brake lever, right.....	1	B5608	Fox	.20		
Emergency brake lever, left.....	1	B5610	Frank	.20		
Key.....	2	10610	Tunny	†		
Pin.....	2	10068	Tarry	†		
Oiler.....	2	10283	Tongs	†		
Continued on Page 58.						



## 1916 MAXWELL

		Name of Part	No. Req. Per Assembly	Part No.	Code Word	Price Each
<b>TORQUE TUBE AND REAR AXLE</b>						
Continued from Page 57	Foot Brake	(Foot brake band (sold in assembly only).....	1			.....
	Band Assembly	Foot brake band lining.....	1	B354	Frill	\$0.55
	2 required	Rivet.....	21	10558	Tulip	†
	Part No. BA3010	Foot brake band end.....	1	B347	Friz	.05
	Code word Fresh	Rivet.....	5	10310	Tour	†
	Price \$1.00	Foot brake band support pin.....	3	B435	Frost	.01
		Foot brake band adjusting yoke.....	2	B214	Fruit	.30
		Foot brake band adjusting yoke pin.....	2	B305	Fuel	.03
Rear Axle Assembly Continued		Foot brake band pin, long.....	2	B304	Fume	.05
		Cotter pin.....	4	10009	Taboo	†
		Foot brake toggle, right.....	1	B5592	Fur	.30
		Foot brake toggle, left.....	1	B5591	Fussy	.30
		Foot brake toggle lever, right.....	1	B5608	Fox	.20
		Foot brake toggle lever, left.....	1	B5610	Frank	.20
		Key.....	2	10610	Tunny	†
		Pin.....	2	10068	Tarry	†
		Oiler.....	2	10283	Tongs	†
		Foot brake band support spring.....	6	B434	Fust	.01
		Washer.....	12	11043	Void	†
		Cotter pin.....	6	10009	Taboo	†




Parts illustrated above, listed on pages 57 and 58.

## 1916 MAXWELL

	Name of Part	No. Req. Per Assembly	Part No.	Code Word	Price Each	
<b>FRONT AXLE</b>	Front axle "I" beam, 56" tread	1	B51	Gad	\$8.00	
	Front axle "I" beam, 60" tread	1	B57	Gael	8.00	
	Steering Knuckle Assembly (Right Hand)	Steering knuckle, right hand; with bushings, inside felt washer retainer and inside cone assembled (6 $\frac{3}{8}$ " spindle)	1	BA4031	Gag	3.00
		Steering knuckle, right hand; with bushings, inside felt washer retainer and inside cone assembled (5 $\frac{3}{8}$ " spindle)	1	BA4019	Gaga	3.00
	Front Axle Assembly 6 $\frac{3}{8}$ " Spindles Part No. BA4016 Code Word Gab	Steering knuckle, bushing, upper	1	B16	Gain	.25
		Steering knuckle, bushing, lower	1	B17-	Gait	.25
		Front wheel felt washer retainer	1	B19	Gala	.05
		Front wheel inside cone (used with 6 $\frac{3}{8}$ " spindle)	1	B30	Gale	.45
		Front wheel inside cone (used with 5 $\frac{3}{8}$ " spindle)	1	B5557	Galea	.45
		Front wheel outside cone, right hand, left hand thread (used with 6 $\frac{3}{8}$ " spindle)	1	B21	Gall	.35
		Front wheel outside cone, right hand, left hand thread (used with 5 $\frac{3}{8}$ " spindle)	1	B5560	Galla	.35
		Front wheel outside cone washer	1	B18	Game	.01
		Steering knuckle nut, right hand, left hand thread	1	B33	Gamin	.10
		Cotter pin	1	10020	Taint	†
Steering knuckle arm with tie rod bolt bushing assembled, right hand		1	BA4021	Gang	.75	
Steering knuckle speedometer support assembly		1	BA4003	Polma	1.25	
Lock washer		1	10277	Tole	†	
Front Axle Assembly 5 $\frac{3}{8}$ " Spindles 56" Tread Part No. BA4000 Code Word Gaba		Steering Knuckle Assembly (Left Hand)	1	BA4032	Gar	3.00
	Steering knuckle, left hand; with bushings, inside felt washer retainer and inside cone assembled (6 $\frac{3}{8}$ " spindle)					
	6 $\frac{3}{8}$ " Spindle Part No. BA4030 Code Word Gap	Steering knuckle, left hand; with bushings, inside felt washer retainer and inside cone assembled (5 $\frac{3}{8}$ " spindle)	1	BA4020	Gara	3.00
		Steering knuckle bushing, upper	1	B16	Gain	.25
	Continued on Page 62	Steering knuckle bushing, lower	1	B17	Gait	.25
		Front wheel felt washer retainer	1	B19	Gala	.05
		Front wheel inside cone (used with 6 $\frac{3}{8}$ " spindle)	1	B30	Gale	.45
		Front wheel inside cone (used with 5 $\frac{3}{8}$ " spindle)	1	B5557	Galea	.45
		Front wheel outside cone, left hand, right hand thread (used with 6 $\frac{3}{8}$ " spindle)	1	B20	Garb	.35
		Continued on Page 62				

†Standard Parts, see list on Page 121.



Parts illustrated above, listed on pages 60 and 62.

## 1916 MAXWELL

	Name of Part	No. Req. Per Assembly	Part No.	Code Word	Price Each
<b>FRONT AXLE</b>					
Continued from Page 60	Continued from Page 60				
	Front wheel outside cone, left hand, right hand thread (used with 5 $\frac{5}{8}$ " spindle) . . . . .	1	B5559	Garba	\$0.35
	Front wheel outside cone washer . . . . .	1	B18	Game	.01
	Steering knuckle nut, left hand, right hand thread . . . . .	1	B34	Felon	.10
	Cotter pin . . . . .	1	10020	Taint	†
	Steering knuckle arm with tie rod bolt bushing assembled, left hand . . . . .	1	BA4022	Gasp	.75
	Steering knuckle arm nut . . . . .	1	B61	Gate	.05
	Cotter pin . . . . .	1	10019	Taffy	†
	Steering knuckle arm bushing . . . . .	2	B24	Gaunt	.15
	Steering knuckle pin . . . . .	2	B14	Gauge	.90
	Oiler . . . . .	2	10283	Tongs	†
	Steering knuckle pin washer . . . . .	2	B15	Gavel	.10
	Steering knuckle pin nut . . . . .	2	10246	Timid	†
	Cotter pin . . . . .	2	10009	Taboo	†
Front Axle Assembly Continued	Tie Rod Assembly 1 required 56" Tread Part No. BA4010 Code word Gawk 60" Tread Part No. BA4007 Code word Gay Price \$1.65				
	Tie rod and stationary end, 56" tread . . . . .	1	B5579	Gaze	1.00
	Tie rod and stationary end, 60" tread . . . . .	1	B564	Gem	1.00
	Tie rod adjustable end . . . . .	1	B5577	Genet	.45
	Tie rod ball . . . . .	1	B5578	Genus	.20
	Nut . . . . .	1	10244	Tilt	†
	Cotter pin . . . . .	1	10010	Tabor	†
	Tie rod bolt . . . . .	2	B11	Geode	.25
	Oiler . . . . .	2	10283	Tongs	†
	Nut . . . . .	2	10243	Till	†
	Cotter pin . . . . .	2	10010	Tabor	†



## 1916 MAXWELL

Name of Part	No. Req. Per Assembly	Part No.	Code Word	Price Each
<b>FRONT AND REAR WHEELS</b>				
*Front Wheel Assembly	1	B6	Giant	\$3.00
Front wheel hub (5 $\frac{1}{2}$ " long, 2 $\frac{3}{8}$ x 16 thread)	1	B5641	Gianta	3.00
Front wheel hub (5" hub, 2 $\frac{1}{2}$ x 16 thread)	1	B6227	Giantb	3.00
Front wheel hub (stationary flange on inside, bolt holes on 5 $\frac{1}{2}$ " circle)	1	B5693	Giantc	3.00
Front wheel hub (4 $\frac{3}{4}$ " long, bolt holes on 5 $\frac{1}{2}$ " circle)	1	B5796	Gib	.30
Front wheel hub flange (6" O. D., 3 $\frac{1}{4}$ " hole, round bolt holes on 5" circle)	1	B6225	Giba	.30
Front wheel hub flange (6 $\frac{3}{4}$ " O. D., 3 $\frac{1}{4}$ " hole, square bolt holes on 5 $\frac{1}{2}$ " circle)	1	B5738	Gibb	.30
Front wheel hub flange (6 $\frac{3}{8}$ " O. D., 1 $\frac{1}{4}$ " hole, square bolt holes on 5 $\frac{1}{2}$ " circle)	1	10404	Trier	†
Front wheel hub bolt with nut (3 $\frac{3}{8}$ x 16 carriage bolt 2" long)	6	10405	Trig	†
Front wheel hub bolt with nut (3 $\frac{5}{8}$ x 16 carriage bolt 2 $\frac{1}{4}$ " long)	6	B26	Gift	.35
Front wheel inside ball cup (used with wheel part No. BA4015 only)	1	B5556	Gifta	.35
Front wheel inside ball cup (used with wheels part Nos. BA4013 and BA4025 only)	1	B5994	Giftb	.35
Front wheel inside ball cup (used with wheel part No. BA4028 only)	1	10727	Upas	†
Front wheel inside ball	11	B29	Gig	.05
Front wheel inside ball retainer (used with all wheels except BA4028)	1	B5993	Giga	.05
Front wheel inside ball retainer (used with wheel part No. BA4028 only)	1	B31	Gild	.25
Front wheel outside ball cup (used with wheel part No. BA4015 only)	1	B5558	Gilda	.25
Front wheel outside ball cup (used with all wheels except BA4015)	1	10725	Unity	†
Front wheel outside ball	13	B32	Gill	.05
Front wheel outside ball retainer (used with wheel part No. BA4015 only)	1	B5644	Gilla	.05
Front wheel outside ball retainer (used with all wheels except BA4015)	1	B5730	Gilt	.10
Demountable rim bolt	5	B5893	Gimp	.05
Demountable rim lug plate	5	11144	Warp	†
Screw	10	B5715	Win	.10
Demountable rim clamp wedge and nut (used with all wheels except BA4028)	5	BA4034	Gina	.10
Demountable rim clamp wedge and nut (used with wheel part No. BA4028 only)	5	B5995	Ginit	.02
Front wheel inside felt washer cupped retainer (used with wheel part No. BA4028)	1	B5996	GINKE	.10
Front wheel inside felt washer (2 $\frac{3}{4}$ " O. D., 1 $\frac{1}{8}$ " I. D. used with BA4028 only)	1	B27	Gipsy	.10
Front wheel inside felt washer (2 $\frac{7}{8}$ " O. D., 1 $\frac{1}{8}$ " I. D. used with all wheels except BA4028)	2	B19	Gala	.05
Front wheel inside felt washer flat retainer (inside, inside cone used with all wheels)	2	B30	Gale	.45
Front wheel inside cone (used with wheel part No. BA4015 only)	1	B5557	Galea	.45
Front wheel inside cone (used on all wheels except BA4015)	1	B21	Gall	.35
Front wheel outside cone, right hand, left hand thread (used with BA4015 only)	1	B5560	Galla	.35
Front wheel outside cone, R. H., left hand thread (used with all wheels except BA4015)	1	B20	Garb	.35
Front wheel outside cone, left hand, right hand thread (used with BA4015 only)	1	B5559	Garba	.35
Front wheel outside cone, L. H., right hand thread (used with all wheels except BA4015)	1			

†Standard Parts, see list on Page 121.


\*To minimize the possibility of error in filling orders for wheel parts, it would be well to not only specify carefully the part desired but also give part number of wheel for which part is desired and Car Serial number.

## 1916 MAXWELL

Name of Part	No. Req. Per Assembly	Part No.	Code Word	Price Each
<b>FRONT AND REAR WHEELS</b>				
Front wheel outside cone washer	2	B18	Game	\$0.01
Front wheel outside cone nut, right hand, left hand thread	1	B33	Gamin	.10
Front wheel outside cone nut, left hand, right hand thread	1	B34	Felon	.10
Cotter pin	2	10020	Faint	†
*Rear Wheel Assembly				
Hub 4 $\frac{1}{8}$ " long				
2 $\frac{3}{8}$ x 16 thread				
Part No. BA3016				
Code Word Gird				
Rear wheel hub (4 $\frac{1}{8}$ " long, 2 $\frac{3}{8}$ x 16 thread)	1	B380	Girt	2.50
Rear wheel hub (4 $\frac{1}{8}$ " long, 2 $\frac{3}{8}$ x 16 thread)	1	B5646	Girta	2.50
Rear wheel hub (5 $\frac{1}{8}$ " long, 2 $\frac{3}{8}$ x 24 thread)	1	B6272	Girtb	2.50
Rear wheel hub flange	1	B225	Gist	.45
Rear wheel brake drum	1	B221	Give	1.00
Bolt and nut	6	10405	Trig	†
Demountable rim bolt	5	B5730	Gilt	.10
Demountable rim lug plate	5	B5893	Gimp	.05
Screw	10	11144	Warp	†
Demountable rim clamp wedge and nut (used with all wheels except BA3047)	5	B5715	Gin	.10
Demountable rim clamp wedge and nut (used with wheel part No. BA3047 only)	5	BA4034	Gina	.10
Rear wheel bearing assembly	2	BA3011	Glade	4.00
Rear wheel bearing outer sleeve	2	B414	Gland	.60
Rear wheel bearing inner sleeve	2	B413	Glebe	1.00
Rear wheel bearing without sleeves	2	B415	Glee	2.40
Rear wheel bearing retainer washer	2	B268	Glemt	.10
Rear wheel felt washer and retainer assembly (used with all wheels except BA3047)	2	BA3036	Glen	.45
Rear wheel felt washer (2 $\frac{1}{8}$ " outside diameter, 1 $\frac{5}{8}$ " inside diameter, $\frac{1}{8}$ " thick)	2	B229	Gleo	.10
Screw	8	10460	Troll	†
Lock washer	8	10271	Toddy	†
Rear wheel felt washer (3 $\frac{1}{4}$ " outside diameter, 1 $\frac{5}{8}$ " inside diameter, $\frac{1}{8}$ " thick)	2	B6273	Gleoa	.10
Rear wheel felt washer retainer, inner (used with wheel No. BA3047 only)	2	B6275	Glero	.02
Rear wheel felt washer retainer, outer (used with wheel No. BA3047 only)	2	B6274	Glest	.02
Rear wheel hub grease retaining plug	2	B436	Glib	.01
Demountable rim (Stanweld) stamped on clincher side of rim	5	B5739	Glim	1.80
Demountable rim (Kelsey) stamped on clincher side of rim	5	B6271	Glima	1.80
Hub cap (2 $\frac{3}{8}$ x 16 thread)	4	B226	Globe	.35
Hub cap (2 $\frac{3}{8}$ x 16 thread)	4	B5779	Globea	.35
Hub cap (2 $\frac{3}{8}$ x 24 thread)	4	B5645	Globeb	.35

†Standard Parts, see list on Page 121.

\*To minimize the possibility of error in filling orders for wheel parts it would be well to not only specify the part desired but also give part number of wheel for which part is desired and Car Serial number.



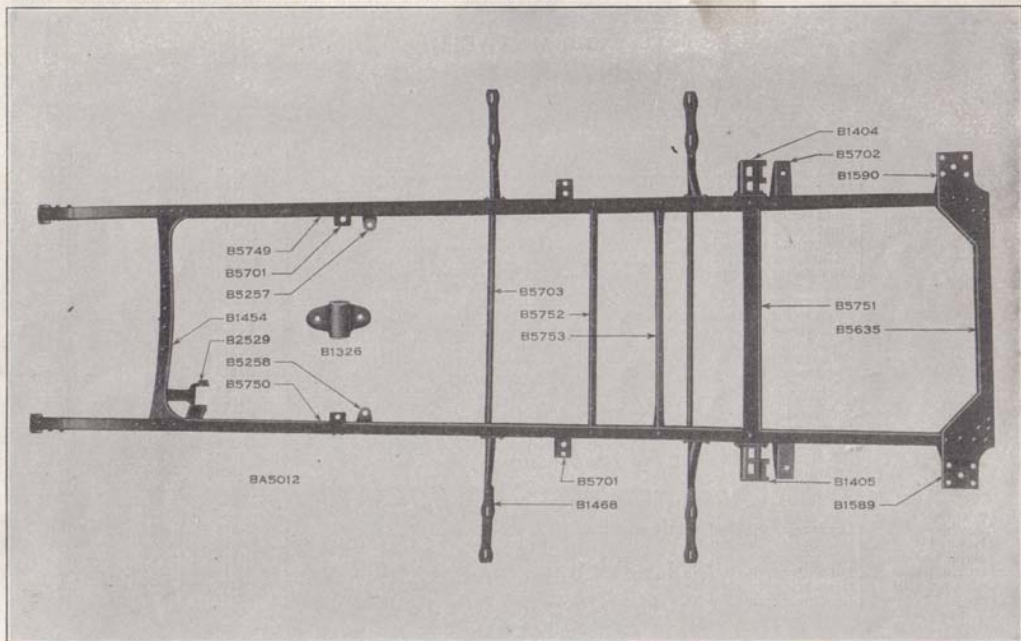
Parts illustrated above, listed on pages 63 and 64.

## 1916 MAXWELL

Name of Part		No. Req. Per Assembly	Part No.	Code Word	Price Each
<b>FRAME AND BRACKETS</b>					
Frame Assembly 1 required Part No. BA5014 Code word Grape Price \$17.00	Frame side member, right hand.....	1	B5749	Grasp	\$5.00
	Frame side member, left hand.....	1	B5750	Grass	5.00
	Frame front cross member.....	1	B1454	Grate	1.50
	Frame brake shaft cross member.....	1	B5751	Grave	1.00
	Frame rear cross member.....	1	B5635	Gravy	1.50
	Frame rear cross member reinforcement, right hand.....	1	B1590	Gray	.35
	Frame rear cross member reinforcement, left hand.....	1	B1589	Graze	.35
	Rivet, long.....	10	10329	Trail	†
	Rivet, short.....	24	10328	Trade	†
	Battery box cross member, front.....	1	B5752	Grebe	.40
	Battery box cross member, rear.....	1	B5753	Greed	.40
	Rivet.....	12	10328	Trade	†
	Steering gear frame bracket.....	1	B2529	Greek	1.00
	Rivet.....	4	10334	Tram	†
	Front spring rear bracket.....	2	B1326	Green	.40
	Rivet.....	4	10334	Tram	†
	Motor support frame bracket, rear, right hand.....	1	B5257	Greet	.75
	Motor support frame bracket, rear, left hand.....	1	B5258	Grief	.75
	Rivet.....	10	10329	Trail	†
Running board hanger.....	4	B1468	Grill	.30	
Rivet.....	12	10326	Track	†	
Running board hanger brace.....	2	B5703	Grim	.50	
Rivet.....	4	10328	Trade	†	
Body support front and center.....	4	B5701	Grin	.10	
Body support, rear.....	2	B5702	Grip	.15	
Rivet.....	12	10328	Trade	†	
Rear spring front bracket, right hand.....	1	B1404	Grist	1.00	
Rear spring front bracket, left hand.....	1	B1405	Grit	1.00	
Rivet.....	8	10330	Train	†	

†Standard Parts, see list on Page 121.





Parts illustrated above, listed on page 66.



## 1916 MAXWELL

		Name of Part	No. Req. Per Assembly	Part No.	Code Word	Price Each
<b>SPRINGS</b>						
Front Spring Assembly 2 required Part No. B1308 Code word Habit Price \$3.00	}	Front spring leaf No. 1, top.....	1	B6104	Hack	\$1.00
		Front spring leaf No. 2.....	1	B6105	Haft	.75
		Front spring leaf No. 3.....	1	B6106	Hag	.50
		Front spring leaf No. 4.....	1	B6107	Hah	.35
		Front spring leaf No. 5, bottom.....	1	B6108	Hail	.25
		Front spring leaf guide, medium.....	2	B6110	Hair	.15
		Front spring leaf tie bolt.....	1	B6109	Haje	.10
		Nut.....	1	10746	Valet	†
		Front spring leaf spacer.....	1	B6111	Hale	.15
		Front spring seat wedge.....	2	B87	Hall	.05
		Front spring seat cushion.....	2	B41	Halo	.05
		Front spring clip.....	4	B5758	Halt	.25
		Front spring clip nut.....	8	B1424	Halty	.05
Lock washer.....	8	10274	Tokay	†		
Front spring front bolt.....	2	B1324	Halve	.45		
Nut.....	2	10243	Till	†		
Cotter pin.....	2	10009	Taboo	†		
Front spring shackle, outer.....	2	B1518	Ham	.10		
Front spring shackle, inner.....	2	B3317	Hames	.10		
Bolt.....	4	B1388	Handy	.35		
Nut.....	4	10243	Till	†		
Cotter pin.....	4	10009	Taboo	†		
Front spring bumper.....	2	B84	Hang	.35		
Front spring bumper strap.....	2	B85	Hank	.05		
Lower Rear Spring Assembly 2 required Touring Car Part No. B1309 Code word Hap Price \$3.50	}	Lower rear spring leaf No. 1, top.....	1	B6112	Hard	1.10
Lower rear spring leaf No. 2.....		1	B6113	Hare	.80	
Lower rear spring leaf No. 3.....		1	B6114	Hark	.60	
Lower rear spring leaf No. 4.....		1	B6115	Harm	.45	
Lower rear spring leaf No. 5.....		1	B6116	Harp	.35	
Lower rear spring leaf No. 6, bottom.....		1	B6117	Harse	.25	

†Standard Parts, see list on Page 121.

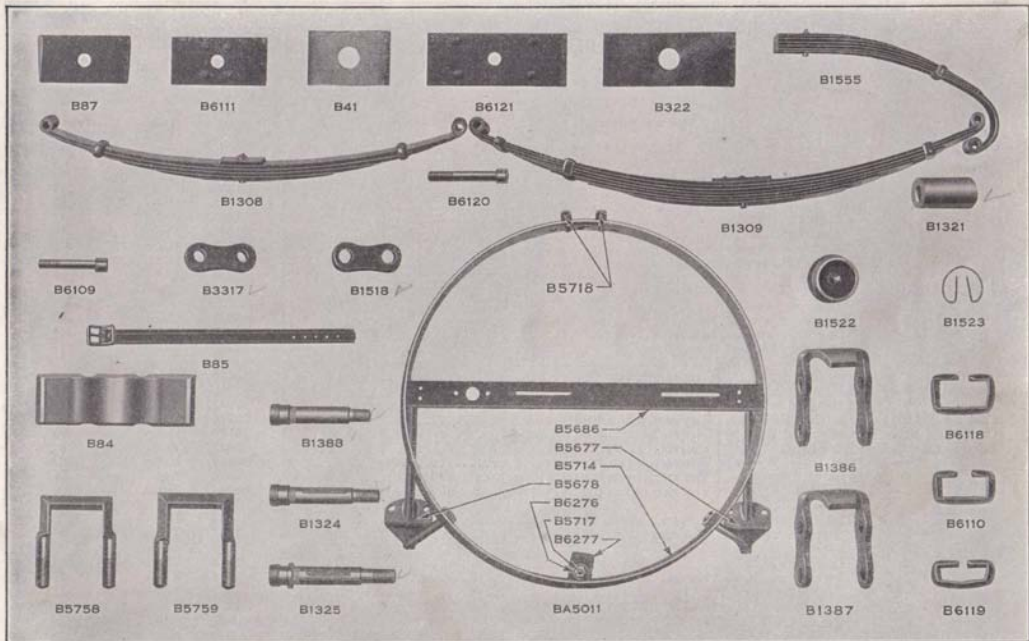
## 1916 MAXWELL

Name of Part		No. Req. Per Assembly	Part No.	Code Word	Price Each
<b>SPRINGS</b>					
Lower Rear Spring Assembly Continued	Lower rear spring leaf guide, large.....	1	B6118	Harsh	\$0.15
	Lower rear spring leaf guide, medium.....	1	B6110	Hair	.15
	Lower rear spring leaf guide, small.....	1	B6119	Hart	.10
	Lower rear spring leaf tie bolt.....	1	B6120	Hash	.10
	Nut.....	1	10746	Valet	†
	Lower rear spring clip spacer.....	1	B6121	Hasp	.15
	Lower rear spring bushing.....	1	B1321	Hast	.20
	Lower rear spring cushion.....	2	B322	Hatch	.02
	Lower rear spring lower clip.....	4	B5759	Hate	.25
	Lower rear spring lower clip nut.....	8	B1424	Halty	.05
Lock washer.....	8	10274	Tokay	†	
Lower rear spring front bolt.....	2	B1325	Havut	.50	
Nut.....	2	10244	Tilt	†	
Cotter pin.....	2	10009	Taboo	†	
Upper Rear Spring Assembly 2 required Touring Car Part No. B1555 Code word Haul Price \$1.55	Upper rear spring leaf No. 1, lower or main leaf.....	1	B6122	Haume	.45
	Upper rear spring leaf No. 2.....	1	B6123	Haunt	.35
	Upper rear spring leaf No. 3.....	1	B6124	Hausw	.30
	Upper rear spring leaf No. 4.....	1	B6125	Haven	.25
	Upper rear spring leaf No. 5, top.....	1	B6126	Havoc	.20
	Upper rear spring leaf guide, medium.....	1	B6110	Hair	.15
	Upper rear spring leaf tie bolt.....	1	B6109	Haje	.10
	Nut.....	1	10746	Valet	†
	Upper rear spring cushion.....	2	B322	Hatch	.02
	Upper rear spring clip.....	4	B5758	Halt	.25
Upper rear spring clip nut.....	8	B1424	Halty	.05	
Lock washer.....	8	10274	Tokay	†	

†Standard Parts, see list on Page 121.

## 1916 MAXWELL

		Name of Part	No. Req. Per Assembly	Part No.	Code Word	Price Each
<b>SPRINGS</b>						
Lower Rear Spring Assembly 2 required Roadster Part No. B1594 Code word Hawk Price \$3.50	{	Lower rear spring leaf No. 1, top.....	1	B6141	Hawse	\$1.10
		Lower rear spring leaf No. 2.....	1	B6142	Hay	.80
		Lower rear spring leaf No. 3.....	1	B6143	Hayor	.60
		Lower rear spring leaf No. 4.....	1	B6144	Hazel	.45
		Lower rear spring leaf No. 5, bottom.....	1	B6145	Hazy	.35
		Lower rear spring leaf guide, medium.....	2	B6110	Hair	.15
		Lower rear spring leaf guide, small.....	1	B6119	Hart	.10
		Lower rear spring leaf tie bolt.....	1	B6109	Haje	.10
		Nut.....	1	10746	Valet	†
		Lower rear spring clip spacer.....	1	B6121	Hasp	.15
Lower rear spring bushing.....	1	B1321	Hast	.20		
Upper Rear Spring Assembly 2 required Roadster Part No. B1595 Code word Heaft Price \$1.55	{	Upper rear spring leaf No. 1 (lower or main leaf).....	1	B6147	Heald	.45
		Upper rear spring leaf No. 2.....	1	B6148	Heap	.35
		Upper rear spring leaf No. 3.....	1	B6149	Heart	.30
		Upper rear spring leaf No. 4.....	1	B6150	Heath	.25
		Upper rear spring leaf No. 5.....	1	B6151	Heave	.20
		Upper rear spring leaf guide, medium.....	1	B6110	Hair	.15
		Upper rear spring leaf tie bolt.....	1	B6109	Haje	.10
		Nut.....	1	10746	Valet	†



Parts illustrated above, listed on pages 68, 69, 70 and 72.

## 1916 MAXWELL

Name of Part		No. Req. Per Assembly	Part No.	Code Word	Price Each	
<b>SPRINGS</b>						
Rear spring shackle, right hand.....		1	B1386	Heed	\$0.25	
Rear spring shackle, left hand.....		1	B1387	Heel	.25	
Rear spring shackle bolt.....		4	B1388	Handy	.35	
Nut.....		4	10243	Till	†	
Cotter pin.....		4	10009	Taboo	†	
Spring bolt grease cap.....		12	B1522	Heir	.05	
Spring bolt grease cap spring.....		12	B1523	Held	.01	
<b>TIRE CARRIER</b>						
Tire carrier bracket, right.....		1	B5677	Helm	.40	
Tire carrier bracket, left.....		1	B5678	Helot	.40	
Tire carrier bracket to rim rivet.....		10	10357	Tress	†	
Tire Carrier Assembly 1 required Part No. BA5011 Code word Helix Price \$3.00	Tire Carrier Rim Assembly 1 required Part No. BA5029 Code word Hem Price \$1.00	Tire carrier rim.....	1	B5714	Hen	.60
		Tire carrier rim clip.....	2	B5718	Herb	.05
		Rivet.....	4	10317	Trace	†
		Tire carrier rim stud.....	1	B5717	Hern	.05
		Tire carrier rim stud bracket.....	1	B5716	Hero	.05
		Rivet.....	2	10317	Trace	†
		Tire carrier rim lug.....	1	B6277	Herst	.05
		Tire carrier rim lug nut (½ inch over-all length).....	1	B6276	Hest	.05
		Tire carrier rim lug nut (¼ inch over-all length).....	1	B6267	Hesta	.05
Tail light and license support.....		1	B5686	Hew	.30	
Rivet.....		4	10357	Tress	†	
Tire carrier bolt, long.....		2	10188	Thane	†	
Tire carrier bolt, short.....		4	10193	Thew	†	
Nut.....		6	10216	Thump	†	
Lock washer.....		6	10273	Toil	†	



## 1916 MAXWELL

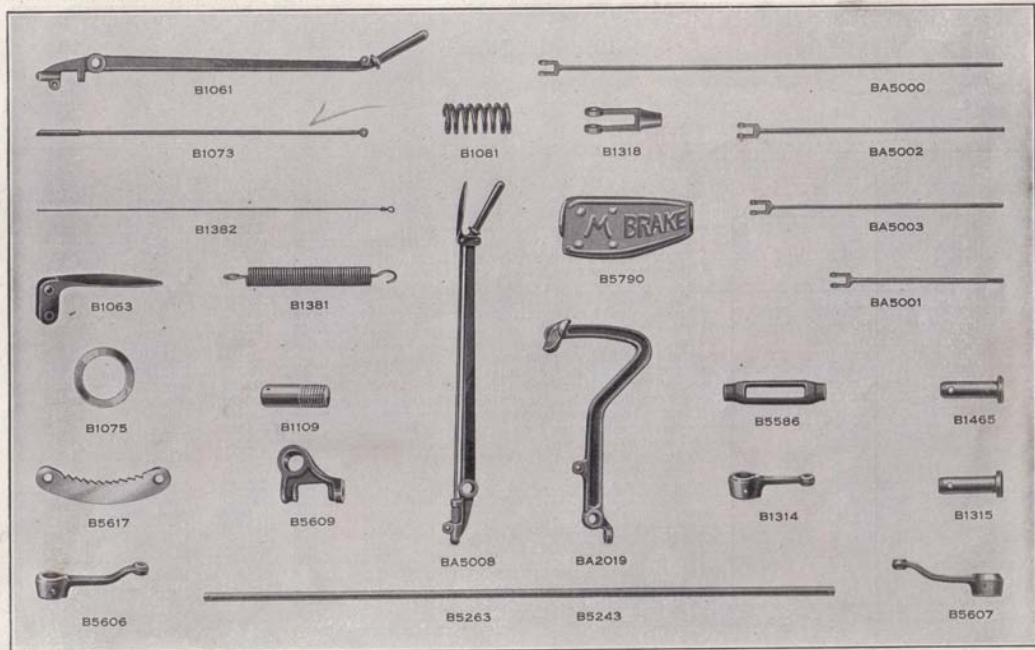
Name of Part		No. Req. Per Assembly	Part No.	Code Word	Price Each
<b>BRAKE PULL RODS, CROSS SHAFTS AND LEVERS</b>					
	Foot brake pedal with foot pad assembled.....	1	BA2019	Horse	\$1.00
	Foot brake pedal pad.....	1	B5790	Host	.05
	Rivet.....	4	10313	Tovel	†
	Foot brake pedal adjusting screw.....	1	10289	Topaz	†
	Nut.....	1	10747	Valid	†
	Foot brake rod with yoke assembled, front, short.....	1	BA5003	Hot	.10
	Foot brake rod yoke clevis pin.....	1	B1315	Hotel	.03
	Cotter pin.....	1	10000	Tab	†
	Foot brake rod turn-buckle.....	1	B5586	Hough	.30
	Nut, front (right hand thread).....	1	10215	Thumb	†
	Nut, rear (left hand thread).....	1	10225	Tier	†
	Foot brake rod with yoke assembled, front, long.....	1	BA5000	Hound	.25
	Foot brake rod yoke clevis pin (1/8 hole for hooking spring).....	1	B1465	Hour	.03
Emergency Brake Hand Lever Assembly 1 required Part No. BA5008 Code word House Price \$1.75	Emergency brake hand lever.....	1	B1061	Hovel	1.20
	Emergency brake hand lever grip.....	1	B1063	Hover	.05
	Rivet.....	2	10311	Touse	†
	Emergency brake trip rod.....	1	B1073	How	.30
	Emergency brake trip rod spring.....	1	B1081	Hoy	.02
	Cotter.....	1	10009	Taboo	†
	Emergency brake hand lever stud.....	1	B1109	Hue	.10
	Emergency brake hand lever stud washer.....	1	B1075	Huff	.01
	Cotter pin.....	1	10018	Tact	†
	Emergency brake quadrant.....	1	B5617	Hug	.15
	Screw.....	2	10663	Twist	†
	Lock washer.....	2	10272	Toga	†

†Standard Parts, see list on Page 121.

## 1916 MAXWELL

BRAKE PULL RODS, CROSS  
SHAFTS AND LEVERS

Name of Part	No. Req. Per Assembly	Part No.	Code Word	Price Each
Emergency brake rod with yoke assembly, front, short	1	BA5001	Hulk	\$0.15
Emergency brake rod yoke clevis pin	1	B1315	Hotel	.03
Cotter pin	1	10000	Tab	†
Emergency brake rod turn-buckle	1	B5586	Hough	.30
Nut, front (right hand thread)	1	10215	Thumb	†
Nut, rear (left hand thread)	1	10225	Tier	†
Emergency brake rod with yoke assembled, front, long	1	BA5000	Hound	.25
Emergency brake rod yoke clevis pin (3/4 hole for hooking spring)	1	B1465	Hour	.03
Foot brake cross shaft	1	B5263	Hunch	.95
Emergency brake cross shaft	1	B5243	Hunt	.95
Foot and emergency brake cross shaft lever, short	2	B1314	Hurl	.10
Foot and emergency brake cross shaft bracket	2	B5609	Hurt	.15
Bolt	2	10169	Tenon	†
Nut	2	10215	Thumb	†
Lock washer	2	10272	Toga	†
Foot and emergency brake cross shaft lever, long—left hand	2	B5606	Hush	.25
Foot and emergency brake cross shaft lever, long—right hand	2	B5607	Husk	.25
Pin	6	10068	Tarry	†
Key	6	10610	Tunny	†
Foot brake rod with yoke assembled, rear (56" tread)	2	BA5003	Hot	.10
Foot brake rod with yoke assembled, rear (60" tread)	2	BA5025	Hut	.10
Emergency brake rod with yoke assembled, rear (56" tread)	2	BA5002	Hutch	.20
Emergency brake rod with yoke assembled, rear (60" tread)	2	BA5026	Huzza	.20
Foot and emergency brake rod adjustable yoke	4	B1318	Hydra	.15
Foot and emergency brake rod clevis pin	8	B1315	Hotel	.03
Cotter pin	8	10000	Tab	†
Foot and emergency brake pull rod spring	2	B1381	Hymen	.05
Foot and emergency brake pull rod spring wire	2	B1382	Hyp	.02



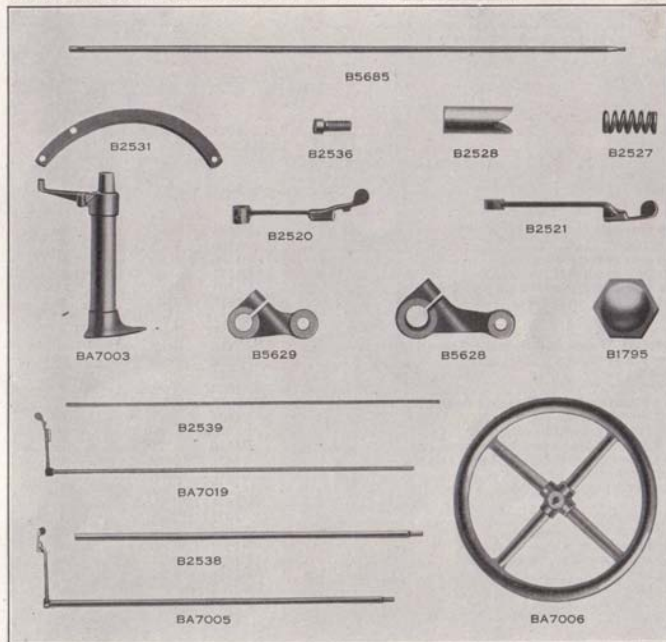
Parts illustrated above, listed on pages 73 and 74.

## 1916 MAXWELL

## STEERING GEAR

		Name of Part	No. Req. Per Assembly	Part No.	Code Word	Price Each
Steering Gear Assembly Complete 1 required Part No. BA7017 Code word Imp Price \$25.00	Steering Column Assembly with Steering Wheel 1 required Part No. BA7000 Code word Iname Price \$8.00	Steering column only, stripped.....	1	BA7003	Incur	\$3.50
		Steering column shaft oiler.....	1	10279	Tomb	†
		Spark and throttle quadrant plate.....	1	B2531	Indue	.25
		Spark and throttle quadrant plate screw.....	2	B2536	Inept	.05
		{ Throttle Lever and Tube Assembled.....	1	BA7005	Inert	1.20
		{ Throttle control hand lever.....	1	B2521	Inget	.50
		{ Throttle control tube.....	1	B2538	Ink	.45
		{ Spark Lever and Shaft Assembled.....	1	BA7019	Inlay	.75
		{ Spark control hand lever.....	1	B2520	Inlet	.50
		{ Spark control shaft.....	1	B2539	Inn	.15
		{ Spark control hand lever pin.....	1	10050	Tarnis	†
		Spark and throttle lever plain washer.....	1	11036	Vivid	†
		Spark and throttle lever friction pin.....	2	B2528	Inset	.02
		Spark and throttle lever friction pin spring.....	2	B2527	Item	.02
		Throttle control tube lever (under floor board).....	1	B5628	Ivy	.15
		Spark control shaft lever (under floor board).....	1	B5629	Jade	.15
		Spark and throttle control lever screw.....	2	10693	Uhlan	†
		Lock washer.....	2	10271	Toddy	†
		Spark control shaft cotter pin (lower end shaft).....	1	10000	Tab	†
		Steering gear shaft.....	1	B5685	Jag	2.00
		Steering gear shaft anti-rattle screw (in column).....	1	B6196	Jah	.05
		Lock nut.....	1	10219	Tibet	†
		{ Steering Wheel Assembly.....	1	BA7006	Jail	2.65
{ Steering wheel spider.....	1	BA7007	Jam	1.30		
{ Steering wheel rim.....	1	B1944	Jar	1.35		
{ Steering wheel spider to rim screw.....	4	12082	Whip	†		
Steering wheel key.....	1	10610	Tunny	†		
Steering wheel nut.....	1	B1795	Jaunt	.35		

Continued on  
Page 78.



Parts illustrated above, listed on page 76.



Parts illustrated above, listed on page 78.



## 1916 MAXWELL

		Name of Part	No. Req. Per Assembly	Part No.	Code Word	Price Each
<b>STEERING GEAR</b>						
Continued from Page 76.						
		Steering gear shaft coupling key.....	2	10627	Tweak	†
		Steering gear shaft coupling assembly.....	1	BA7018	Jay	\$0.75
		Bolt.....	4	10192	Theme	†
		Nut.....	4	10215	Thumb	†
		Lock washer.....	4	10272	Toga	†
		Steering gear case only.....	1	B1685	Jeer	3.00
		Grease plug.....	1	10900	Vigil	†
		Steering gear case cover.....	1	B1680	Jelly	3.15
		Steering gear case cover bushing.....	1	B1674	Jerk	1.60
		Steering gear case cover bushing pin.....	1	B1683	Jest	.02
		Steering gear case cover bolt.....	4	10169	Tenon	†
		Nut.....	4	10215	Thumb	†
		Lock washer.....	4	10272	Toga	†
		<b>Steering Worm and Bearing Assembly</b> .....	1	BA7012	Jetie	5.90
		Steering worm shaft.....	1	B1673	Jetty	1.00
		Steering worm.....	1	B1679	Jib	1.50
		Key.....	1	10627	Tweak	†
		<b>Steering Worm Bearing Assembly</b> .....	2	BA7013	Jifem	1.80
		Steering worm cone.....	1	B1684	Jig	.60
		Steering worm bearing ball.....	19	10723	Unau	†
		Steering gear worm bearing ball cup.....	1	B1676	Jilt	.75
		Steering worm bearing ball retainer.....	1	B1681	Jingo	.10
		Steering worm adjusting nut.....	1	B1672	Joist	1.15
		Steering worm adjusting nut clamp bolt.....	1	10167	Tenet	†
		Nut.....	1	10215	Thumb	†
		Lock washer.....	1	10272	Toga	†
		Steering worm wheel or gear.....	1	B1686	Joke	2.25
		Steering worm wheel thrust washer.....	1	B1677	Jolly	.05
		Steering worm wheel thrust block.....	1	B1682	Jolt	.04
		Steering arm.....	1	B1607	Joss	2.60
		Steering arm bolt.....	1	B1734	Jot	.15
		Nut.....	1	10244	Tilt	†
		Cotter pin.....	1	10010	Tabor	†
Steering Gear Assembly Continued.	Steering Gear Case Assembly 1 required Part No. BA7002 Code word Jean Price \$18.00					

†Standard Parts, see list on Page 121.

### 1916 MAXWELL

#### STEERING GEAR

Name of Part	No. Req. Per Assembly	Part No.	Code Word	Price Each
Steering gear to frame bracket bolt.....	1	B2519	Jowl	\$0.20
Nut.....	1	10247	Tinet	†
Cotter pin.....	1	10020	Taint	†
Steering gear shaft floor bracket.....	1	B5731	Judge	.25
Bolt.....	2	10491	Trust	†
Nut.....	2	10746	Valet	†
Plain washer.....	2	11037	Vixen	†
Lock washer.....	2	10272	Toga	†
Steering column support to cowl bolt.....	3	10969	Viper	†
Nut.....	3	10260	Tinge	†

#### DRAG LINK

Drag Link Assembly				
1 required				
58" Tread				
Part No. BA7008				
Code word Jug				
60" Tread				
Part No. BA7014				
Code word Juice				
Price \$3.50				
( Drag link tube (56" tread).....	1	BA7016	Jug	2.00
( Drag link tube (60" tread).....	1	BA7015	Julep	2.00
( Drag link ball seat.....	2	B5942	Jump	.30
( Drag link ball seat spring.....	2	B1694	Junge	.30
( Drag link ball socket plug (concave for ball seat).....	1	B1697	Junk	.45
( Drag link ball socket plug (flat for spring seat).....	1	B1700	Junta	.45
( Cotter pin.....	2	10014	Tacit	†
( Drag link ball socket throat plug.....	1	B5939	Junto	.10
Drag link ball boot (steering arm end).....	1	B1742	Jury	.20
Drag link ball boot (tie rod end).....	1	B1743	Just	.20
Drag link ball boot lacing.....	2	B1753	Jute	.05


†Standard Parts, see list on Page 121.

Part No.	Code Word	Price Each
10017	Tweak	†
10018	Jay	\$0.75
10019	Thome	†
10015	Thumb	†
10013	Toga	†
10088	Jour	3.00
10089	Yield	†
10090	Jelly	3.15
10074	Jack	1.60
10091	Just	.02
10092	Tyson	†
10012	Thumb	†
10072	Toga	†
10011	Jolie	5.90
10010	Jesty	1.00
10009	Jib	1.50
10007	Tweak	†
10008	Jiron	1.80
10004	Jie	.60
10003	Jagu	†
10002	Jit	.75
10001	Jugo	.10
10000	Just	1.15
10017	Tweak	†
10018	Thumb	†
10019	Toga	†
10020	John	2.25
10021	Jolly	.05
10022	Jolt	.04
10023	Joss	2.60
10024	Jot	.15
10025	Tefour	†

## 1916 MAXWELL

		Name of Part	No. Req. Per Assembly	Part No.	Code Word	Price Each
<b>SPARK AND THROTTLE CONTROL</b>						
Spark and Throttle Cross Shafts and Brackets Assembly 1 required Part No. BA7001 Code word Kail Price \$1.15	}	Throttle cross shaft.....	1	B5568	Kedge	\$0.05
		Throttle cross shaft lever (carburetor end) .....	1	B5570	Keel	.15
		Throttle cross shaft lever pin.....	1	10057	Tamp	†
		Throttle cross shaft loose lever.....	1	B5563	Keen	.15
		Throttle cross shaft accelerator lever.....	1	B5589	Keep	.15
		Clamp screw.....	1	10699	Ultra	†
		Lock washer.....	1	10271	Toddy	†
		Spark cross tube.....	1	B5573	Keg	.15
		Spark cross tube lever (magneto end) .....	1	B5567	Kelt	.15
		Clamp screw.....	1	10699	Ultra	†
		Lock washer.....	1	10271	Toddy	†
		Spark cross tube lever (steering gear end) .....	1	B5235	Keno	.15
		Clamp screw.....	1	10699	Ultra	†
		Lock washer.....	1	10271	Toddy	†
		Control cross shaft bracket (magneto and carburetor end) .....	1	B5566	Kept	.10
		Control cross shaft bracket (steering gear end) .....	1	B5569	Kern	.05
		Control cross shaft bracket screw.....	3	10701	Umbur	†
		Lock washer.....	3	10271	Toddy	†
		Throttle control rod (cross shaft to carburetor).....	1	B5572	Khaki	.08
		Plain washer.....	1	11036	Vivid	†
Cotter pin.....	2	10000	Tab	†		
Carburetor throttle spring.....	1	B5588	Khan	.05		
Carburetor throttle spring anchor plate.....	1	B5575	Kiek	.01		
Spark control rod (cross shaft to magneto).....	1	B5574	Kid	.10		
Cotter pin.....	2	10000	Tab	†		

†Standard Parts, see list on Page 121.



Parts illustrated above, listed on page 79.

Parts illustrated above, listed on page 80.

## 1916 MAXWELL

Name of Part	No. Per Assembly	Req. Per Part No.	Code Word	Price Each
<b>SPARK AND THROTTLE CONTROL</b>				
Magneto bell crank.....	1	B5997	Kiln	\$0.20
Magneto bell crank screw.....	1	B2560	Kilt	.02
Magneto bell crank rod.....	1	B5992	Kind	.03
Cotter pin.....	2	10009	Taboo	†
Carburetor adjusting plate.....	1	B5638	King	1.00
Screw.....	2	12049	Wharf	†
Carburetor choke rod.....	1	B5533	Kink	.05
Carburetor choke rod button.....	1	B5532	Kip	.10
{ Carburetor Choke Rod Wire Assembly.....	1	BA7010	Kirk	.10
{ Carburetor choke rod wire only.....	1	B5484	Kite	.05
{ Carburetor choke rod wire hook.....	1	B5539	Knab	.05
Carburetor needle valve rod.....	1	B5732	Knack	.15
Carburetor needle valve rod ball joint.....	1	B6021	Knag	.10
Lock washer.....	1	10271	Toddy	†
Cotter pin.....	1	10000	Tab	†
Spark control rod, left hand (steering gear to cross shaft).....	1	B5571	Knave	.05
Spark control rod ball joint.....	2	B5240	Knaw	.15
Lock washer.....	2	10271	Toddy	†
Throttle control rod, left hand (steering gear to cross shaft).....	1	B5565	Knee	.02
Throttle control rod ball joint.....	2	B5240	Knaw	.15
Lock washer.....	2	10271	Toddy	†
Accelerator pedal (cast aluminum with flat arm).....	1	B5241	Knew	.35
Accelerator pedal (cast iron with offset arm).....	1	B5960	Knewa	.35
Accelerator pedal pin (3/4 x 3/4 straight pin).....	1	10071	Taste	†
Accelerator pedal pin (3/4 x 1 1/4 straight pin).....	1	10077	Teak	†
Accelerator pedal bracket (round flange).....	1	B5310	Knit	.25
Accelerator pedal bracket (diamond shaped flange).....	1	B5959	Knita	.25
Screw.....	2	11135	Wand	†
Accelerator pedal rod.....	1	B5734	Knock	.05
Accelerator pedal rod.....	1	B5961	Knocka	.05
Cotter pin.....	1	10000	Tab	†
Accelerator pedal rod stud ball joint (used only with accelerator pedal B5241).....	1	B5240	Knaw	.15
Accelerator pedal rod stud (used only with accelerator pedal B5241).....	1	B6178	Knout	.05
Nut.....	1	10750	Valor	†
Lock washer.....	1	10270	Toast	†

†Standard Parts, see list on Page 121.





## 1916 MAXWELL

BODY	Name of Part	No. Req. Per Assembly	Part No.	Code Word	Price Each
	Body complete with cushions stripped of accessories (Touring Car).....	1	BA6011	Lace	\$200.00
	Body complete with cushions stripped of accessories (Roadster).....	1	BA6035	Lad	170.00
	Body bracket front, right hand.....	1	B5786	Lag	.15
	Body bracket front, left hand.....	1	B5787	Laic	.15
	Body bracket bolt with nut.....	2	10404	Trier	†
	Plain washer.....	2	11040	Vixow	†
	Lock washer.....	2	10273	Toil	†
	Body pad.....	as req.	B5915	Lake	.05
	Body fastening bolt with nut, long.....	2	10409	Trin	†
	Body fastening bolt with nut, short.....	4	10406	Trill	†
	Body fastening bolt, short.....	2	10694	Ukase	†
	Nut.....	2	10747	Valid	†
	Body fastening bolt nut lock washer.....	8	10273	Toil	†
	Dash and hood ledge lacing.....	6 ft.	12022	Whap	†
	Dash and hood ledge lacing rivet.....	16	10558	Tulip	†
	Dash and hood hinge clip, rear.....	1	B6013	Lama	.05
	Bolt.....	2	11186	Week	†
	Nut.....	2	10750	Valor	†
	Lock washer.....	2	10270	Toast	†
	Windshield bracket, right hand.....	1	B5809	Lamb	.90
	Windshield bracket, left hand.....	1	B5810	Lamee	.90
	Windshield bracket screw, long.....	6	11138	Wante	†
	Windshield bracket bolt.....	2	10411	Triox	†
	Lock washer.....	2	10272	Toga	†
	Plain washer.....	2	11037	Vixen	†
	Windshield bracket screw, short.....	8	11141	Waraw	†
Upper	{ Toe board, upper..... Upper toe board linoleum cover..... Nail..... Upper toe board moulding..... Nail..... Toe board speedometer shaft hole moulding..... Nail.....	1	B5936	Lane	.30
Toe Board		1	B5937	Lank	.15
Assembly		9	14015	Wrap	†
1 required		1	B5828	Lap	.12
Part No. BA6029		14	14014	Wove	†
Code word Land		1	B5795	Larva	.02
Price \$1.50		3	14014	Wove	†

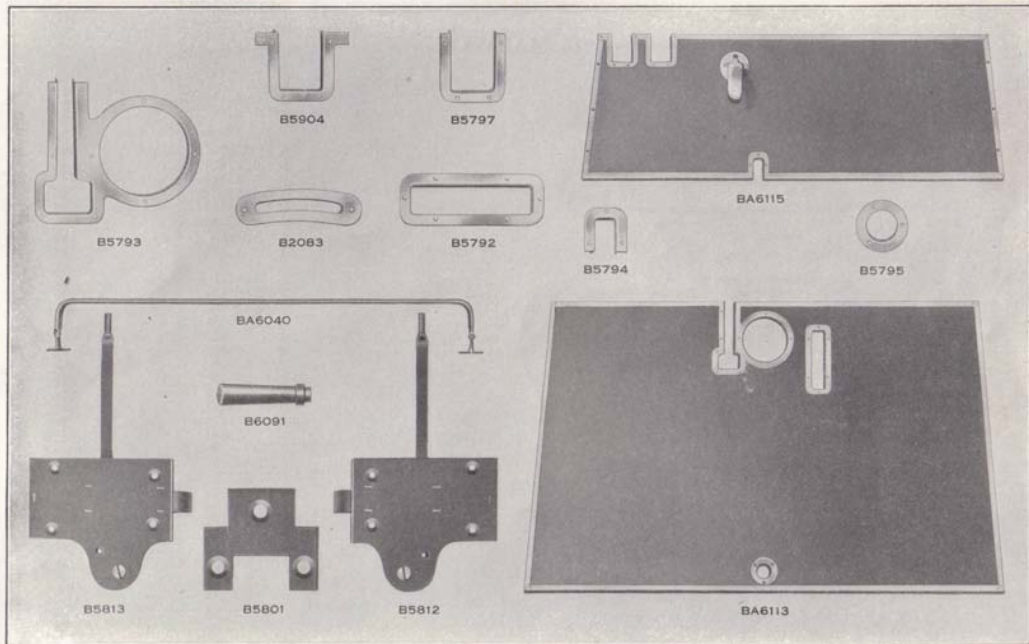
## 1916 MAXWELL

	Name of Part	No. Req. Per Assembly	Part No.	Code Word	Price Each	
<b>BODY</b>	Floor and toe board ledge covering, right hand.....	1	B6075	Larx	\$0.25	
	Floor and toe board ledge moulding, right hand.....	1	B6079	Lassag	.10	
	Nail.....	20	14014	Wove	†	
	Floor and toe board ledge covering, left hand.....	1	B6076	Lasey	.25	
	Floor and toe board ledge moulding, left hand.....	1	B6080	Lasp	.10	
	Lower Toe Board Assembly with Cast Aluminum Accelerator Pedal having flat arm Part No. BA6115 Code Word Lash	Toe board, lower ( $\frac{3}{8}$ " x $1\frac{1}{2}$ " accelerator pedal bracket hole).....	1	B5800	Lasso	.40
		Toe board, lower ( $1\frac{3}{8}$ " x $1\frac{1}{2}$ " accelerator pedal bracket hole).....	1	B5962	Lassoa	.40
		Lower toe board linoleum cover ( $1$ " x $1\frac{5}{8}$ " accelerator pedal bracket hole).....	1	B5830	Lath	.25
		Lower toe board linoleum cover ( $1\frac{1}{4}$ " accelerator pedal bracket hole, round).....	1	B6183	Latha	.25
		Lower toe board moulding, long.....	1	B5831	Lava	.10
		Lower toe board moulding, short.....	1	B5836	Lawn	.05
		Toe board pedal slot moulding, outer.....	1	B5904	Lax	.04
		Toe board pedal slot moulding, inner.....	1	B5797	Leach	.04
		Toe board starter pedal slot moulding.....	1	B5794	Leaf	.03
		Nail.....	34	14014	Wove	†
		Accelerator pedal (cast aluminum with flat arm).....	1	B5241	Knew	.35
		Accelerator pedal (cast iron with offset arm).....	1	B5960	Knewa	.35
		Accelerator pedal pin ( $\frac{1}{4}$ " x $\frac{3}{4}$ " straight pin).....	1	10071	Taste	†
		Accelerator pedal pin ( $\frac{1}{4}$ " x $1\frac{1}{4}$ " straight pin).....	1	10077	Teak	†
		Accelerator pedal bracket (round flange).....	1	B5310	Knit	.25
Accelerator pedal bracket (diamond shaped flange).....		1	B5959	Knita	.25	
Screw.....		2	11135	Wand	†	
Accelerator pedal rod, Illustration, page 83.....		1	B5734	Knock	.05	
Accelerator pedal rod, Illustration, page 83.....		1	B5961	Knocka	.05	
Cotter pin.....		1	10000	Tab	†	
Accelerator pedal rod stud ball joint (used only with accelerator pedal B5241).....	1	B5240	Knaw	.15		
Accelerator pedal rod stud (used only with accelerator pedal B5241).....	1	B6178	Knout	.05		
Nut.....	1	10750	Valor	†		
Lock washer.....	1	10270	Toast	†		
1 Required Price \$2.40	Toe board to body screw (No. 8 x $1\frac{1}{2}$ " long).....	10	14012	Worth	†	
	Toe board to body screw (No. 10 x $\frac{3}{4}$ " long).....	6	11122	Wamp	†	

## 1916 MAXWELL

		No. Req. Per Assembly	Part No.	Code Word	Price Each
<b>BODY</b>					
Floor Board Assembly 1 required Part No. BA6113 Code word Leap Price \$3.50	Floor board.....	1	B5798	Lease	\$0.75
	Floor board cleat.....	2	B5857	Leash	.08
	Screw.....	12	11148	Watch	†
	Floor board linoleum cover.....	1	B5820	Least	.25
	Floor board front moulding.....	1	B5822	Leech	.10
	Floor board change gear lever hole moulding.....	1	B5793	Leer	.10
	Floor board brake lever slot moulding.....	1	B5792	Lemma	.05
	Floor board finger hole moulding.....	1	B5795	Larva	.02
	Moulding nail.....	58	14014	Wove	†
	Floor board support.....	1	B6014	Level	.10
	Screw.....	3	11146	Wary	†
	Floor board screw.....	8	14012	Worth	†
	Body tonneau floor carpet.....	1	B5899	Levy	2.30
	Body tonneau floor carpet stud.....	4	14011	Worst	†
	Body tonneau floor carpet fastener.....	4	12013	Wept	†
	Roze rail.....	1	BA6040	Lid	.50
	Screw.....	4	11070	Waive	†
	Body door complete, right hand, front.....	1	BA6012	Liege	10.00
	Body door complete, left hand, front.....	1	BA6013	Lilac	10.00
	Body door complete, right hand, rear.....	1	BA6014	Lily	10.00
Body door complete, left hand, rear.....	1	BA6015	Lime	10.00	
Body door lock, right hand.....	2	B5812	Limp	.30	
Body door lock, left hand.....	2	B5813	Linen	.30	
Body door lock knob.....	4	B6091	Ling	.10	
Body door lock screw.....	24	11146	Wary	†	
Body door lock lever guide.....	4	B2083	Lint	.15	
Screw.....	8	12090	Whisk	†	
Body door lock striker plate.....	4	B5801	Lion	.10	
Screw.....	12	11146	Wary	†	

†Standard Parts, see list on Page 121.



Parts illustrated above, listed on pages 85 and 86.




## 1916 MAXWELL

## BODY

Name of Part	No. Req. Per Assembly	Part No.	Code Word	Price Each
Body door bumper plate on body.....	8	B5805	Lisp	\$0.05
Screw, long.....	8	11184	Weeft	†
Screw, short.....	16	11148	Watch	†
Body door rubber bumper.....	8	B5802	Lithe	.05
Body door rubber bumper retainer.....	8	B5804	Loach	.05
Nail.....	24	14034	Wroth	†
Body door scuff plate.....	4	B5898	Loaf	.10
Screw.....	24	11170	Weap	†
Door hinge complete, right hand.....	2	BA6111	Loam	.40
Door hinge complete, left hand.....	2	BA6112	Lobe	.40
Door hinge plate with hook support assembled, right hand.....	2	BA6066	Lode	.20
Door hinge plate with hook support assembled, left hand.....	2	BA6067	Loft	.20
Door hinge hook or door piece, right hand.....	4	B5852	Log	.10
Door hinge hook or door piece, left hand.....	4	B5853	Lone	.10
Door hinge hook support, right hand.....	4	B5854	Loom	.05
Door hinge hook support, left hand.....	4	B5855	Loot	.05
Door hinge hook pin.....	8	10073	Taw	†
Door hinge screw, short.....	40	11148	Watch	†
Door hinge screw, long.....	32	11174	Weary	†
Door hinge support rivet.....	24	10340	Traz	†
Front seat cushion (Touring Car).....	1	BA6016	Lote	11.00
Front seat cushion band.....	1	B5897	Lotto	.45
Screw.....	8	11143	Ward	†
Front seat tool tray.....	1	B5819	Lotus	.15
Rear seat cushion (Touring Car).....	1	BA6017	Low	12.00
Rear seat cushion band.....	1	B5896	Loyal	.45
Screw.....	6	11143	Ward	†
Rear seat tray.....	1	B5840	Lucid	.30

†Standard Parts, see list on Page 121.



Parts illustrated above, listed on pages 88 and 90.

## 1916 MAXWELL

	Name of Part	No. Req. Per Assembly	Part No.	Code Word	Price Each	
BODY	Top support body iron, right hand.....	1	B5777	Luff	\$0.45	
	Top support body iron, left hand.....	1	B5778	Lull	.45	
	Top support body iron, right hand (Roadster).....	1	B5954	Lulme	.45	
	Top support body iron, left hand (Roadster).....	1	B5955	Lumer	.45	
	Acorn nut.....	2	10262	Tint	†	
	Screw.....	4	11147	Waste	†	
	Bolt with nut.....	4	10412	Trip	†	
	Rivet.....	2	10361	Trib	†	
	Top rest body iron, right hand.....	1	B5771	Lump	.45	
	Top rest body iron, left hand.....	1	B5772	Lumst	.45	
	Top rest body iron, right hand (Roadster).....	1	B5956	Lunam	.45	
	Top rest body iron, left hand (Roadster).....	1	B5957	Luner	.45	
	Screw.....	4	11147	Waste	†	
	Bolt with nut.....	4	10412	Trip	†	
	Body curtain fastener, double.....	8	12092	Whist	†	
	Body curtain fastener, single.....	2	12093	Whit	†	
	Front and rear door curtain fastener.....	8	14011	Worst	†	
	FENDERS	Fender, right front (56" tread).....	1	B5699	Lung	5.00
		Fender, right front (60" tread).....	1	B6098	Lurch	5.00
		Fender support, right front (56" tread).....	1	B5712	Lure	.50
Fender support, right front (60" tread).....		1	B6131	Luid	.50	
Fender, left front (56" tread).....		1	B5700	Lurrk	5.00	
Fender, left front (60" tread).....		1	B6099	Lust	5.00	
Fender support, left front (56" tread).....		1	B5713	Lute	.50	
Fender support, left front (60" tread).....		1	B6132	Lynch	.50	
Front fender rivet.....		10	10358	Tret	†	
Front fender support bolt.....		6	10160	Techy	†	
Nut.....		6	10215	Thumb	†	
Lock washer.....		6	10272	Toga	†	
Front fender to frame bolt.....		4	11001	Virus	†	
Plain washer.....		4	11036	Vivid	†	
Lock washer.....		4	10271	Toddy	†	

†Standard Parts, see list on Page 121.

## 1916 MAXWELL

## FENDERS


Name of Part	No. Req. Per Assembly	Part No.	Code Word	Price Each
Fender, right rear (56" tread, Touring Car).....	1	B5706	Lynx	\$4.00
Fender, right rear (56" tread, Roadster).....	1	B6092	Macaw	5.00
Fender, right rear (60" tread, Touring Car).....	1	B6101	Mace	4.00
Fender, right rear (60" tread, Roadster).....	1	B6136	Magic	5.00
Fender, left rear (56" tread, Touring Car).....	1	B5707	Maige	4.00
Fender, left rear (56" tread, Roadster).....	1	B6093	Major	5.00
Fender, left rear (60" tread, Touring Car).....	1	B6102	Mane	4.00
Fender, left rear (60" tread, Roadster).....	1	B6137	Mango	5.00
Rear fender cap screw (Touring Car).....	12	10661	Twine	†
Plain washer.....	12	B6085	Manor	.05
Lock washer.....	12	10272	Toga	†
Wood screw.....	6	11149	Waul	†
Fender iron, right rear (56" tread, Roadster).....	1	B6095	Manse	.50
Fender iron, right rear (60" tread, Roadster).....	1	B6134	Marsh	.50
Fender iron, left rear (56" tread, Roadster).....	1	B6096	Mart	.50
Fender iron, left rear (60" tread, Roadster).....	1	B6135	Mack	.50
Rear fender iron bracket (Roadster).....	2	B6094	Mast	.25
Rivet.....	8	10310	Tour	†
Bolt.....	4	10410	Trion	†
Lock washer.....	4	10272	Toga	†
Rear fender to frame bolt.....	6	11004	Viset	†
Plain washer.....	6	11036	Vivid	†

†Standard Parts, see list on Page 121.

## 1916 MAXWELL

	Name of Part	No. Req. Per Assembly	Part No.	Code Word	Price Each
<b>RUNNING BOARDS AND SPLASH GUARDS</b>					
Running Board Assembly 2 required Touring Car Part No. BA5021 Code word Match Roadster Part No. BA5036 Code word Matin Price \$2.25	Running board.....	1	B5680	Maund	\$1.15
	Running board linoleum cover.....	1	B5907	Maure	.35
	Running board moulding.....	2	B5906	Maris	.30
	Bolt.....	12	10492	Truth	†
	Nut.....	12	10750	Valor	†
	Plain washer.....	6	11047	Wafer	†
	Lock washer.....	12	10270	Toast	†
	Running board and fender clip, front.....	1	B5925	Maxim	.05
	Running board and fender clip, rear (Touring Car).....	1	B5923	Maze	.05
	Running board and fender clip, rear (Roadster).....	1	B5924	Medal	.05
	Running board and fender clip bolt with nut.....	6	11000	Virgo	†
	Lock washer.....	6	10271	Toddy	†
	Running board to bracket bolt with nut.....	8	10407	Trim	†
	Lock washer.....	8	10272	Toga	†
	Running board and fender clip bolt.....	24	11000	Virgo	†
	Lock washer.....	24	10271	Toddy	†
	Running board splash guard, right hand (Touring Car).....	1	B5691	Meek	2.00
	Running board splash guard, right hand (Roadster).....	1	B6026	Merger	2.00
	Running board splash guard, left hand (Touring Car).....	1	B5692	Merit	2.00
Running board splash guard, left hand (Roadster).....	1	B6027	Merle	2.00	
<b>DUST SHIELDS</b>					
Dust shield, rear (Touring Car).....	1	B5687	Midge	.55	
Dust shield, rear (Roadster).....	1	B5941	Midst	.50	
Bolt with nut.....	2	11000	Virgo	†	
Lock washer.....	2	10271	Toddy	†	
Dust shield, front.....	1	B1423	Mill	.20	
Bolt with nut.....	6	11000	Virgo	†	
Lock washer.....	6	10271	Toddy	†	





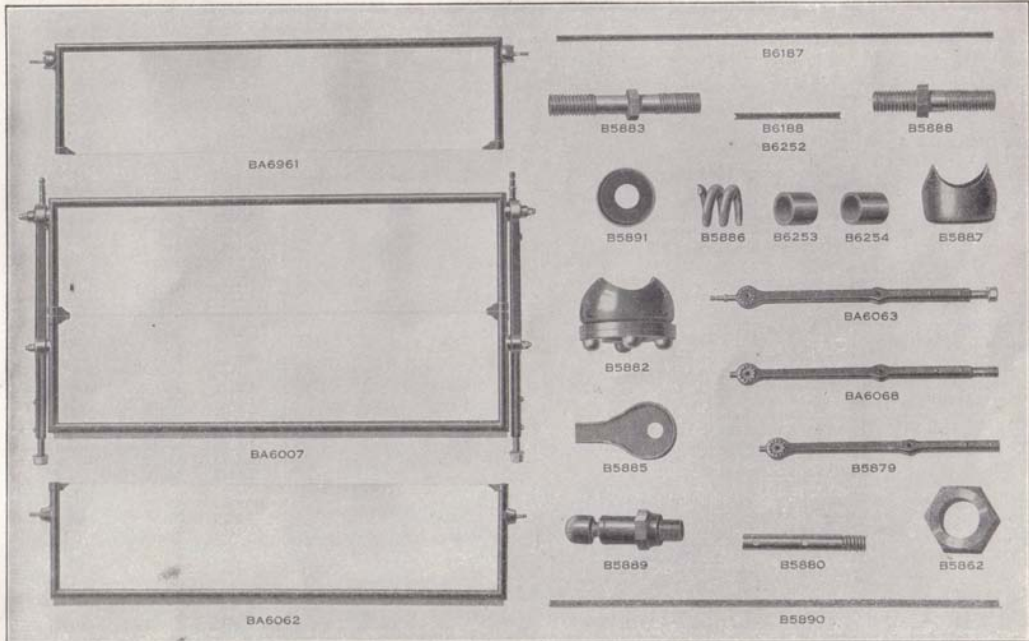
Parts illustrated above, listed on pages 91 and 92.

## 1916 MAXWELL

## WINDSHIELD

	Name of Part	No. Req. Per Assembly	Part No.	Code Word	Price Each
Windshield, Upper Half, Assembly 1 required Part No. BA6061 Code word Mink Price \$6.00	Windshield upper frame with upper pivot blocks . . . . .	1	BA6064	Minor	\$3.40
	Windshield upper pivot block . . . . .	2	B5882	Mint	.30
	Spacer . . . . .	2	B6253	Mire	.05
	Lock washer . . . . .	1	10273	Toil	†
	Windshield upper pivot stud . . . . .	2	B5883	Mirk	.10
	Windshield upper glass . . . . .	1	B5878	Mirth	2.90
	Windshield glass moulding, long . . . . .	1	B6187	Miry	.30
	Windshield glass moulding, short . . . . .	2	B6188	Mirza	.10
	Windshield glass retainer . . . . .	2	B5885	Misdo	.10
	Windshield glass retainer screw . . . . .	2	11182	Weed	†
Windshield, Lower Half, Assembly 1 required Part No. BA6062 Code word Miser Price \$6.00	Windshield lower frame with lower pivot blocks . . . . .	1	BA6065	Misle	3.40
	Windshield lower pivot block . . . . .	2	B5887	Miter	.30
	Spacer . . . . .	1	B6254	Mity	.05
	Windshield lower pivot stud . . . . .	2	B5888	Moan	.10
	Windshield lower glass . . . . .	1	B5878	Mirth	2.90
	Windshield glass moulding, long . . . . .	1	B6187	Miry	.30
	Windshield glass moulding, short . . . . .	2	B6252	Mogul	.10
	Windshield glass retainer . . . . .	2	B5885	Misdo	.10
	Windshield glass retainer screw . . . . .	2	11182	Weed	†
	Windshield weather strip . . . . .	1	B5890	Molar	.30
Windshield Pillar Post Assembly 2 required Part No. BA6063 Code word Mould Price \$2.50	Windshield pillar post stripped . . . . .	1	BA6068	Moor	2.30
	Windshield pillar . . . . .	1	B5879	Moose	2.00
	Windshield pillar post . . . . .	1	B5880	Mope	.25
	Windshield pillar to post rivet . . . . .	2	10360	Triad	†
	Windshield pillar post nut . . . . .	1	B5862	Moral	.10
	Windshield pillar post nut lock washer . . . . .	1	10275	Token	†
	Windshield top support . . . . .	1	B5889	Morse	.25
Windshield upper pivot spring . . . . .	Windshield upper pivot spring . . . . .	2	B5886	Moth	.10
	Windshield upper pivot spring retainer . . . . .	2	B5891	Motto	.10
	Windshield upper pivot stud plain washer . . . . .	2	14006	World	†
	Windshield lower pivot stud plain washer . . . . .	2	14007	Worry	†
	Windshield lower pivot stud check nut . . . . .	4	10226	Tiff	†
	Windshield pivot acorn nut . . . . .	4	10218	Tiara	†

†Standard Parts, see list on Page 121.




Parts illustrated above, listed on page 94.

## 1916 MAXWELL

Name of Part		No. Req. Per Assembly	Part No.	Code Word	Price Each
<b>GASOLINE TANK</b>					
	Gasoline tank complete except filler cap.....	1	BA6041	Mourn	\$5.50
	Gasoline tank filler flange.....	1	B6000	Mouth	.30
	Gasoline tank outlet flange.....	1	B6001	Mow	.35
	Gasoline tank filler cap.....	1	B5838	Muggy	.45
	Gasoline tank filler cap gasket.....	1	B5839	Mulch	.08
	Gasoline inlet flange filler plate.....	1	B5912	Mule	.05
	Screw.....	4	11156	Wavy	†
	Gasoline tank bracket screw.....	4	11151	Waved	†
	Gasoline tank bracket bolt.....	1	10159	Tease	†
	Nut.....	1	10215	Thumb	†
	Lock washer.....	1	10272	Toga	†
Gasoline Strainer Assembly 1 required Part No. BA6010 Code word Mull Price \$0.60	Gasoline strainer needle valve body.....	1	B5892	Mumm	.25
	Gasoline strainer needle valve elbow.....	1	11061	Waft	†
	Gasoline strainer flow pipe.....	1	B5872	Munch	.10
	Gasoline strainer.....	1	B5871	Mural	.05
	Gasoline strainer needle valve.....	1	B5874	Murky	.10
	Gasoline strainer needle valve nut.....	1	11067	Wagon	†
	Gasoline strainer needle valve nut packing.....	1	B5868	Muse	.01
	Gasoline sediment chamber.....	1	B5873	Music	.25
	Gasoline sediment chamber gasket.....	1	B6292	Musk	.02
	Gasoline fuel pipe with nuts assembled.....	1	BA6036	Musty	.30
	Gasoline fuel pipe only.....	1	B5970	Mute	.25
	Gasoline fuel pipe nut.....	2	11065	Wager	†

†Standard Parts, see list on Page 121.



Parts illustrated above, listed on pages 96 and 98.



## 1916 MAXWELL

Name of Part	No. Req. Per Assembly	Part No.	Code Word	Price Each
<b>SOD PAN</b>				
Sod pan.....	1	B5765	Mount	\$2.00
Bolt with nut.....	8	11001	Virus	†
Lock washer.....	8	10271	Toddy	†
Plain washer.....	8	11036	Vivid	†
<b>SWITCH PANEL</b>				
Switch panel assembly with ammeter.....	1	BA6024	Muzle	9.00
Switch panel assembly without ammeter.....	1	BA6084	Myrrh	5.00
Lighting switch contact spider assembly.....	1	BA6097	Mysam	.25
Switch panel screw.....	4	14013	Wound	†
Fuse box cover.....	1	B5911	Myste	.25
Fuse.....	3	13006	Wight	†
Ammeter assembly.....	1	BA6018	Myth	4.00
Screw.....	3	13059	Wiste	†
Ignition switch key.....	1	13005	Wield	.25
<b>TOP (TOURING CAR)</b>				
Top complete.....	1	BA6110	Napu	35.00
Top bow socket assembly, right hand.....	1	BA6019	Nard	2.90
Top bow socket assembly, left hand.....	1	BA6020	Natty	2.90
Top wood bow No. 1, 2 and 4.....	3	B5905	Negus	.50
Top wood bow No. 3.....	1	B5914	Nerve	.50
Top bow curtain fastener, single.....	8	12093	Whit	†
Top bow curtain fastener, double.....	4	12092	Whist	†
Screw.....	24	12090	Whisk	†
Top cover trim nail, small.....	42	14028	Wreck	†
Top cover trim nail, large.....	6	14029	Wrest	†

## 1916 MAXWELL

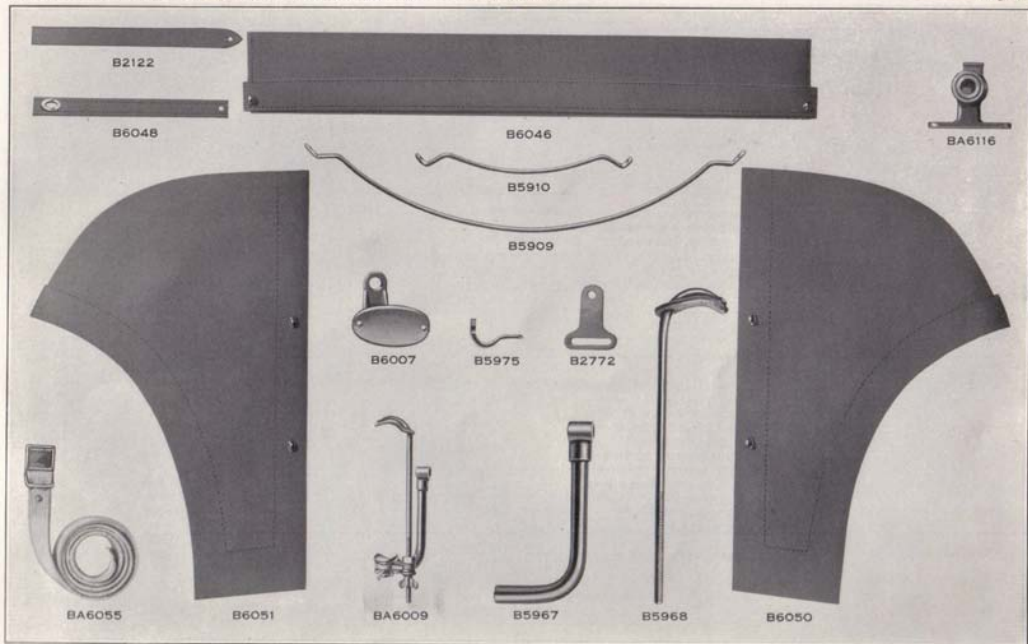
Name of Part	No. Req Per Assembly	Part No.	Code Word	Price Each
<b>TOP (TOURING CAR)</b>				
Top visor.....	1	B6046	Nick	\$0.75
Top cover strap with fasteners.....	3	B6047	Niece	.30
Top side curtain, front, right hand.....	1	B6053	Niter	1.75
Top side curtain, front, left hand.....	1	B6054	Noble	1.75
Top side curtain, center, right hand.....	1	B6055	Nod	1.80
Top side curtain, center, left hand.....	1	B6056	Nog	1.80
Top side curtain, rear, right hand.....	1	B6057	Nomad	1.50
Top side curtain, rear, left hand.....	1	B6058	Nook	1.50
Top side curtain grommet.....	6	12011	Welt	†
Top cover and side curtain fastener socket.....	10	12013	Wept	†
Top side curtain rear fastener post.....	2	12007	Weigh	†
Top and side curtain fastener and washer.....	27	12008	Weird	†
Top and side curtains fastener grommet and washer.....	63	12094	Whiz	†
Top side curtain roll up strap screw hook.....	6	12009	Welsh	†
Top side curtain roll up strap.....	3	B6048	Norse	.10
Top curtain hanger, rear.....	2	B5909	Notch	.05
Top curtain hanger, center.....	2	B5910	Noun	.10
Screw.....	8	12090	Whisk	†
Top back stay curtain, right hand.....	1	B6050	Novel	.95
Top back stay curtain, left hand.....	1	B6051	Nudge	.95
Top rear curtain.....	1	B6052	Null	1.60
Top rear curtain roll up strap.....	2	B2122	Numb	.10
Top rear curtain strap drive knob.....	2	12097	Whorl	†
Top back stay strap footman loop.....	2	10908	Vioge	†
Screw.....	4	11174	Weary	†
Top back stay strap assembly.....	2	BA6055	Oak	.25

†Standard Parts, see list on Page 121.

## 1916 MAXWELL

	Name of Part	No. Req. Per Assembly	Part No.	Code Word	Price Each
<b>TOP (TOURING CAR)</b>					
	Top back stay strap lower loop.....	2	B2772	Oar	\$0.02
	Bolt with nut.....	2	11180	Wedot	†
	Plain washer.....	2	11036	Vivid	†
	Lock washer.....	2	10271	Toddy	†
	Top to windshield support bracket assembly.....	2	BA6116	Oat	.35
	Bolt with nut.....	4	10403	Trick	†
	Lock washer.....	4	10271	Toddy	†
	Top boot.....	1	B6069	Obit	3.50
	Nail.....	6	14028	Wreck	†
	Fastener post.....	6	12007	Weigh	†
	Fastener socket.....	6	12013	Wept	†
	Fastener and washer.....	2	12008	Weird	†
	Fastener grommet and washer.....	2	12094	Whiz	†
	Top support goose neck iron, right hand.....	1	B5998	Ogee	.20
	Top support goose neck iron, left hand.....	1	B5967	Ogera	.20
	Bolt.....	1	10208	Tshit	†
	Nut.....	1	10215	Thumb	†
	Lock washer.....	1	10272	Toga	†
	Top support clamp seat, right hand.....	1	B6007	Ogre	.10
	Top support clamp seat, left hand.....	1	B5969	Ohm	.10
	Top support clamp seat clip.....	1	B5975	Okra	.05
	Top support clamp seat screw.....	1	10462	Tromp	†
	Top support clamp.....	1	B5968	Olio	.30
	Top support clamp plain nut.....	1	10747	Valid	†
	Top support wing nut.....	1	12001	Ween	†
	Lock washer.....	1	10273	Toil	†
Top Supportand Clamp Assembly 1 required Right hand Part No. BA6008 Code word Ocean 1 required Left Hand Part No. BA6009 Code word Oeher Price \$0.75					

†Standard Parts, see list on Page 121.



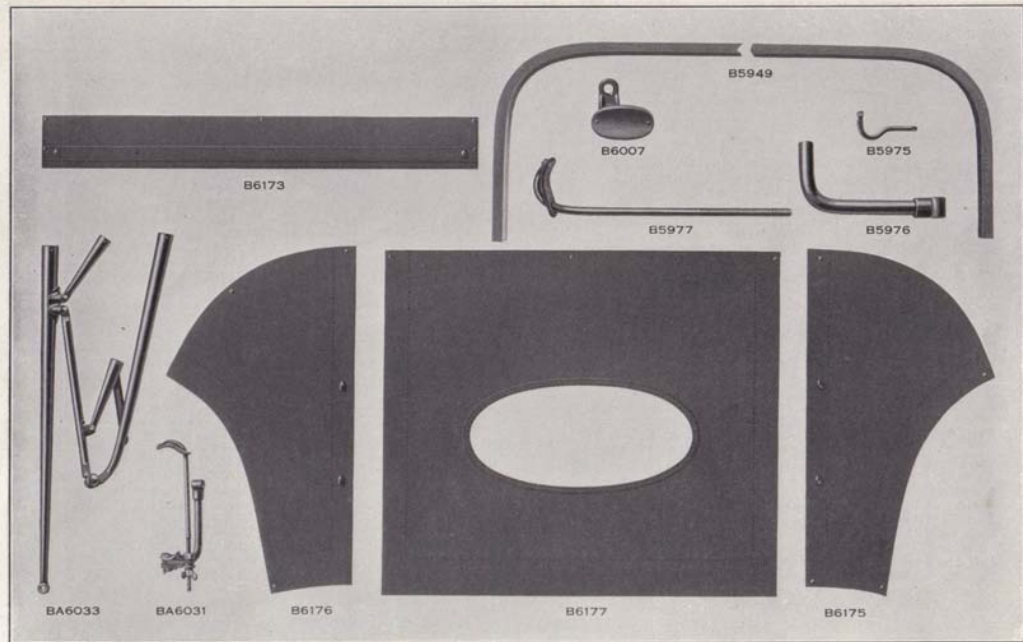
Parts illustrated above, listed on pages 99 and 100.

## 1916 MAXWELL

## TOP (ROADSTER)

Name of Part	No. Req. Per Assembly	Part No.	Code Word	Price Each
Top complete.....	1	BA6032	Opal	\$25.00
Top bow socket assembly, right hand.....	1	BA6033	Opera	2.75
Top bow socket assembly, left hand.....	1	BA6034	Optic	2.75
Top wood bow.....	4	B5949	Ore	.50
Top bow curtain fastener, single.....	8	12093	Whit	†
Top bow curtain fastener, double.....	4	12092	Whist	†
Screw.....	24	12090	Whisk	†
Top cover trim nail, small.....	56	14028	Wreck	†
Top visor.....	1	B6173	Orris	.75
Top side curtain, front, right hand.....	1	B6168	Otter	1.50
Top side curtain, front, left hand.....	1	B6169	Ousel	1.50
Top side curtain, rear, right hand.....	1	B6166	Oust	1.50
Top side curtain, rear, left hand.....	1	B6167	Oven	1.50
Top side curtain grommet.....	2	12011	Welt	†
Top cover and side curtains fastener socket.....	6	12013	Wept	†
Top side curtain rear fastener post.....	2	12007	Weigh	†
Top and side curtains fastener and washer.....	14	12008	Weird	†
Top and side curtains fastener grommet and washer.....	42	12094	Whiz	†
Top side curtain roll up strap screw hook.....	4	12009	Welsh	†
Top side curtain roll up strap.....	6	B6048	Norse	.10
Top curtain fastener on door.....	4	14011	Worst	†
Top curtain hanger, rear bow.....	2	B6171	Owl	.10
Screw.....	4	12090	Whisk	†
Top back stay curtain, right hand.....	1	B6175	Page	.95
Top back stay curtain, left hand.....	1	B6176	Pale	.95





Parts illustrated above, listed on pages 102 and 104.

## 1916 MAXWELL

Name of Part		No. Req. Per Assembly	Part No.	Code Word	Price Each
<b>TOP (ROADSTER)</b>					
	Top rear curtain . . . . .	1	B6177	Palm	\$1.60
	Top rear curtain roll up strap . . . . .	2	B2122	Numb	.10
	Top rear curtain strap drive knob . . . . .	2	12097	Whorl	†
	Top back strap footman loop . . . . .	2	10908	Vioge	†
	Screw . . . . .	4	11174	Weary	†
	Top back stay strap assembly . . . . .	2	BA6055	Oak	.25
	Top back stay strap lower loop . . . . .	2	B2772	Oar	.02
	Bolt with nut . . . . .	2	11180	Wedot	†
	Plain washer . . . . .	2	11036	Vivid	†
	Lock washer . . . . .	2	10271	Toddy	†
	Top to windshield support bracket assembly . . . . .	2	BA6116	Oat	.35
	Bolt with nut . . . . .	4	10403	Trick	†
	Lock washer . . . . .	4	10271	Toddy	†
	Top boot . . . . .	1	B6170	Palsy	3.00
	Fastener post . . . . .	2	12007	Weigh	†
	Fastener socket . . . . .	2	12013	Wept	†
	Fastener and washer . . . . .	6	12008	Weird	†
	Fastener grommet and washer . . . . .	8	12094	Whiz	†
Top Support	Top support goose neck iron, right hand . . . . .	1	B6003	Parch	.20
	Top support goose neck iron, left hand . . . . .	1	B5976	Paret	.20
and Clamp	Bolt . . . . .	1	10208	Thsit	†
Assembly	Nut . . . . .	1	10215	Thumb	†
1 required	Lock washer . . . . .	1	10272	Toga	†
Right Hand	Top support clamp seat, right hand . . . . .	1	B6007	Ogre	.10
Part No. BA6030	Top support clamp seat, left hand . . . . .	1	B5969	Ohm	.10
Code word Panda	Top support clamp seat clip . . . . .	1	B5975	Okra	.05
1 required	Top support clamp seat clip screw . . . . .	1	10462	Tromp	†
Left Hand	Top support clamp . . . . .	1	B5977	Park	.30
Part No. BA6031	Top support clamp plain nut . . . . .	1	10747	Valid	†
Code word Pang	Top support clamp wing nut . . . . .	1	12001	Ween	†
Price \$0.75	Lock washer . . . . .	1	10273	Toil	†

## 1916 MAXWELL

		Name of Part	No. Req. Per Assembly	Part No.	Code Word	Price Each
<b>MUFFLER</b>						
		Muffler complete.....	1	BA5007	Paste	\$2.25
		Muffler support bolt, front.....	2	10159	Tease	†
		Muffler support bolt, rear.....	1	10169	Tenon	†
		Nut.....	3	10215	Thumb	†
		Lock washer.....	3	10272	Toga	†
		Exhaust pipe.....	1	B1328	Pate	1.00
		Exhaust pipe nut.....	1	B580	Altar	.20
		Exhaust pipe nut packing.....	1	12018	Whack	†
<b>RADIATOR</b>						
Radiator Assembly 1 required Part No. BA5009 Code word Patty Price \$25.00	}	Radiator shell.....	1	B5766	Pave	3.00
		Radiator core.....	1	B5767	Pawn	22.00
		Radiator drain cock.....	1	10875	Vetch	†
		Radiator name plate with bolts, nuts and washers.....	1	B5815	Peach	.50
		Radiator name plate bolt with nut.....	2	11023	Vital	†
		Radiator name plate washer.....	2	B1545	Peal	.01
Radiator Cap Assembly 1 required Part No. BA5020 Code word Pear Price \$1.50	}	Radiator filler cap.....	1	B5788	Peat	1.00
		Radiator filler cap monogram.....	1	B5875	Pecan	.50
		Nut.....	1	10747	Valid	†
		Lock washer.....	1	10273	Toil	†
		Radiator dust shield bracket.....	2	B5769	Peek	.01
		Radiator dust shield.....	1	B5736	Peel	.15
		Radiator dust shield to bracket bolt with nut.....	2	11000	Virgo	†
		Lock washer.....	2	10271	Toddy	†

†Standard Parts, see list on Page 121.

## 1916 MAXWELL

	Name of Part	No. Req. Per Assembly	Part No.	Code Word	Price Each
<b>RADIATOR</b>					
	Radiator support stud.....	1	B1578	Pelf	\$0.10
	Radiator support stud frame nut.....	1	10217	Thyme	†
	Lock washer.....	1	10268	Tipsey	†
Radiator Ball Seat Assembly 2 required. Part No. BA5017 Code word Peg Price \$0.35	Radiator support ball seat.....	1	B1574	Pell	.10
	Radiator support ball spring seat.....	1	B1576	Pelp	.03
	Radiator support spring.....	1	B1577	Penal	.05
	Radiator support spring cap.....	1	B1575	Pence	.05
	Nut.....	1	10243	Till	†
	Cotter pin.....	1	10010	Tabor	†
	Radiator ball seat shim washer.....	as req.	11044	Vouch	†
	Radiator lacing.....	5 ft.	12021	Whale	†
	Radiator hose.....	2	B5785	Pend	.25
	Radiator hose clamp.....	4	10784	Vase	†
	Radiator tie rod.....	1	B5768	Pent	.15
	Nut.....	2	10747	Valid	†
<b>HOOD</b>					
	Hood.....	1	BA5018	Perch	5.00
	Hood handle.....	2	B1534	Peri	.10
	Rivet.....	4	10350	Treat	†
	Rivet washer.....	4	10351	Trend	†
	Hood hook button.....	4	B5783	Perry	.15
	Rivet.....	12	10300	Tort	†
	Hood ledge lacing.....	6 ft.	12022	Whap	†
	Hood ledge lacing rivet.....	16	10558	Tulip	†
	Hood sill, right hand.....	1	B5710	Pert	.35
	Hood sill, left hand.....	1	B5711	Pest	.35
	Hood sill lacing.....	2½ ft.	12021	Whale	†
	Hood sill bolt with nut.....	4	11001	Virus	†
	Lock washer.....	4	10271	Toddy	†
	Hood hook.....	4	B5763	Petal	.15
	Hood hook spring.....	4	B5764	Petit	.02
	Washer.....	4	11037	Vixen	†
	Cotter pin.....	4	10009	Taboo	†

†Standard Parts, see list on Page 121.




Parts illustrated above, listed on pages 105 and 106.



## 1916 MAXWELL

		Name of Part	No. Req. Per Assembly	Part No.	Code Word	Price Each
<b>LAMPS</b>						
Head Lamp Assembly with Plug socket in bottom of shell Part No. <b>BA6026</b> Code Word Petle Price <b>\$6.00</b>	}	Head lamp shell (9 $\frac{1}{2}$ " O. D.; plug socket in bottom of shell)	1	B5932	Petro	\$1.05
		Head lamp reflector (9 $\frac{1}{4}$ " outside diameter)	1	B5934	Petty	1.80
		Head lamp face spring	3	B5999	Pew	.06
		Head lamp rim hook	3	B6040	Pewee	.06
		Head lamp rim	1	B5931	Pewit	2.40
		Head lamp glass	1	B5933	Phase	.45
		Head lamp glass cushion	1	B6038	Phial	.15
		Head lamp wire assembly	1	BA6045	Phiz	1.00
		Head lamp focusing socket	1	B6030	Phlox	.60
		Head lamp wire	7 $\frac{1}{2}$ in.	10802	Vaunt	†
		Head lamp bottom connector	1	B5930	Piano	.45
		Head lamp bottom connector screw	1	13062	Withe	†
		Head lamp plug	1	B6005	Pica	.45
		Head lamp plug draw eye	1	B6036	Pick	.05
		Head lamp plug draw eye screw	1	B6037	Pie	.02
		Head lamp plug nut	1	B6029	Pied	.10
		Head lamp bulb	1	12003	Weft	†
Head Lamp Assembly with Plug socket in back of shell Part No. <b>BA6038</b> Code Word Pier Price <b>\$6.00</b>	}	Head lamp shell (9 $\frac{1}{8}$ " O. D.; plug socket in back of shell)	1	B5983	Piety	1.05
		Head lamp reflector (9 $\frac{3}{8}$ " outside diameter)	1	B5978	Pig	1.80
		Head lamp reflector spring wire	1	B6041	Pigmy	.15
		Head lamp rim	1	B5980	Pike	2.40
		Head lamp glass	1	B5982	Pile	.45
		Head lamp glass cushion	1	B6038	Phial	.15
		Head lamp plug socket	1	B5981	Pilot	.30
		Head lamp focusing screw	1	10459	Tripe	†
		Head lamp focusing screw spring	1	B5984	Pinch	.05
		Cotter pin	1	10000	Tab	†
		Head lamp plug assembly	1	B5979	Pine	.60
		Head lamp plug screw	1	13098	Wizen	†
		Head lamp bulb	1	12003	Weft	†

†Standard Parts, see list on Page 121.



Parts illustrated above, listed on pages 108 and 110.

## 1916 MAXWELL

	Name of Part	No. Req. Per Assembly	Part No.	Code Word	Price Each
<b>LAMPS</b>	Head lamp bracket (56" tread).....	2	B5683	Pink	\$0.60
	Head lamp bracket to fender iron bolt.....	4	10164	Tenad	†
	Head lamp bracket (60" tread).....	2	B6088	Pint	.60
	Nut.....	4	10216	Thump	†
	Lock washer.....	4	10273	Toil	†
	Head lamp to bracket nut.....	4	10216	Thump	†
	Lock washer.....	4	10273	Toil	†
	Head lamp bracket tie rod (56" tread).....	1	B5760	Piny	.30
	Nut.....	4	10217	Thyme	†
	Head lamp bracket tie rod (60" tread).....	1	B6087	Pious	.30
	Lock washer.....	2	10274	Tokay	†
	Tail lamp shell.....	1	B5973	Pith	.60
	Tail lamp red glass.....	1	B5972	Pity	.35
	Tail lamp red glass retaining wire.....	1	B5903	Plait	.06
	Tail lamp celluloid.....	1	B6028	Plank	.10
	Tail lamp plug.....	1	B5974	Plant	.45
	Tail lamp plug wire clamp screw.....	1	13098	Wizen	†
	Tail lamp bulb.....	1	12002	Weep	†
	Tail lamp nut.....	2	10745	Vain	†
	Tail lamp lock washer.....	2	10271	Toddy	†
Tail lamp bracket (Roadster).....	1	B5944	Plash	.45	
Bolt.....	2	10694	Ukase	†	
Nut.....	2	10747	Valid	†	
Lock washer.....	2	10273	Toil	†	
Roadster license tag carrier.....	1	B5958	Plasm	.10	

Tail Lamp  
Assembly  
1 required  
Part No. BA6037  
Code word Pip  
Price \$1.50

## 1916 MAXWELL

Name of Part	No. Req. Per Assembly	Part No.	Code Word	Price Each
<b>HORN</b>				
Horn assembly.....	1	BA6117	Plate	\$3.00
Horn to bracket bolt with nut.....	3	11014	Visgo	†
Lock washer.....	3	10270	Toast	†
Horn bracket.....	1	B5223	Play	.20
Horn switch assembly.....	1	BA6120	Plaza	.30
Horn switch casing.....	1	B2542	Plead	.10
Horn switch button.....	1	B2543	Plead	.10
Horn switch contact.....	1	B2544	Pled	.15
Horn switch screw.....	1	10468	Troth	†
<b>SPEEDOMETER</b>				
Speedometer body assembly.....	1	BA6118	Plot	20.00
<b>Speedometer Swivel Assembly</b> .....	1	BA6119	Plow	3.00
Speedometer swivel only.....	1	B5843	Plume	2.50
Speedometer swivel support.....	1	B5844	Plump	.30
Speedometer swivel support clamp screw.....	1	10662	Twirl	†
Speedometer swivel pinion.....	1	B5845	Plus	.25
Cotter pin.....	1	10010	Tabor	†
Speedometer shaft.....	1	B5864	Ply	3.00
Speedometer shaft sleeve.....	1	B62	Poach	.15
Front wheel speedometer sprocket.....	1	B63	Pock	1.00
Screw.....	3	11117	Waltz	†
Speedometer body pocket.....	1	B5847	Pod	1.10
Speedometer body face ring.....	1	B5846	Polka	.30
Bolt.....	3	11177	Weave	†
Nut.....	3	10755	Vamet	†
Lock washer.....	3	10270	Toast	†
Plain washer.....	3	11041	Vocal	†
Steering knuckle speedometer support assembly.....	1	BA4003	Polma	1.25
Speedometer Complete 1 required Part No. BA6121 Code word Plod Price \$25.00				


†Standard Parts, see list on Page 121.

## 1916 MAXWELL

Name of Part	No. Req. Per Assembly	Part No.	Code Word	Price Each
<b>BATTERY</b>				
Battery .....	1	B5467	Polo	\$28.00
Battery box support assembly .....	1	BA5019	Polyp	.20
Bolt .....	4	10662	Twirl	†
Nut .....	4	10746	Valet	†
Lock washer .....	4	10272	Toga	†
Battery box clamp rod .....	2	B5755	Pomp	.10
Nut .....	2	10215	Thumb	†
Lock washer .....	2	10272	Toga	†
Cotter pin .....	2	10000	Tab	†
<b>DRY CELL</b>				
Dry cell .....	4	12085	Whir	†
Dry cell connector .....	3	10872	Venue	†
Dry cell box .....	1	B6063	Pony	.75
Bolt .....	2	10661	Twine	†
Nut .....	2	10746	Valet	†
Lock washer .....	2	10272	Toga	†
<b>TRANSFORMER COIL</b>				
Transformer coil .....	1	BA177	Poppy	2.25
Nut .....	1	10747	Valid	†
Lock washer .....	1	10273	Toil	†

†Standard Parts, see list on Page 121.






## 1916 MAXWELL

## WIRING

Name of Part	No. Req. Per Assembly	Part No.	Code Word	Price Each
Starter switch to right battery positive cable assembly	1	BA6049	Race	\$0.95
Starter switch to left battery negative cable assembly	1	BA6048	Radix	.75
Starter switch to left battery positive cable assembly	1	BA6051	Raft	.90
Right battery negative to ground cable assembly	1	BA6050	Rage	.80
Ground cable cap screw	1	10663	Twist	†
Ground cable cap screw nut	1	10746	Valet	†
Ground cable cap screw nut, lock washer	1	10272	Toga	†
Starter switch to generator positive cable assembly	1	BA6052	Raid	.65
Body cable assembly	1	BA6044	Rain	2.25
Chassis cable assembly	1	BA6043	Rake	5.50
Magneto to transformer coil cable assembly	1	BA6042	Ramie	.05
Regulator shunt contact assembly	1	BA6095	Ramix	.10
Regulator shunt contact spring	1	B6805	Ramly	.02
Regulator shunt contact spring block	1	B6806	Ramot	.05
Cap screw, long	1	13090	Witty	†
Cap screw, short	1	13091	Wived	†
Nut	3	10750	Valor	†
Lock washer	2	10270	Toast	†
Regulator shunt block to switch bracket screw	2	13097	Wivor	†
Nut	2	10750	Valor	†
Lock washer	2	10270	Toast	†
Junction plug assembly	1	BA6027	Ramp	.45
Screw	9	10291	Torch	†
Junction socket assembly	1	BA6028	Rash	.45
Screw	9	10291	Torch	†
Wiring junction boot	1	B6062	Raw	.10
Wiring junction boot lacing	2	B1753	Ray	.02
4 wire clip for 3/8" loom	1	B6024	Reach	.05
2 wire clip, long, for 3/8" loom	3	B6022	Reap	.05
1 wire clip for 1/4" loom	4	B3301	Rebel	.05
1 wire clip for 3/8" loom	4	B3307	Rebus	.05
1 wire clip for 5/8" loom	2	B1598	Reced	.05
1 wire clip screw	1	11120	Wamet	†
2 wire clip, short, for 3/8" loom	1	B6023	Redam	.05

†Standard Parts, see list on Page 121.



Parts illustrated above, listed on pages 114 and 116.

## 1916 MAXWELL

WIRING	Name of Part	No. Req. Per Assembly	Part No.	Code Word	Price Each
	Body cable clip.....	1	B6035	Reed	\$0.05
	Screw.....	1	11135	Wand	†
	Wire clip bolt, long.....	7	11016	Visor	†
	Wire clip bolt, short.....	8	11001	Virus	†
	Lock washer.....	15	10271	Toddy	†
	Cylindrical connector assembly.....	4	BA6056	Reeve	.25
	Cylindrical connector only.....	1	10884	Viand	†
	Screw, short.....	3	10475	Trout	†
	Screw, long.....	1	10481	Trove	†
	Nut.....	1	10752	Vamar	†
	Cylindrical connector only.....	3	10884	Viand	†
	Screw.....	12	10475	Trout	†
	No. 12 low tension cable.....	21 ft	10801	Vault	†
	Used as starter switch to junction cable.				
	Used as junction to switch battery positive cable.				
	Used as junction to switch dynamo positive cable.				
	Used as junction to switch dynamo negative, and battery negative cable.				
	Used as generator positive junction cable.				
	Used as left battery negative to junction cable.				
	No. 14 low tension cable.....	70 ft.	10802	Vaunt	†
	Used as dry cell to starter switch cable.				
	Used as transformer coil to starter switch cable.				
	Used as junction to right head lamp fuse cable.				
	Used as junction to field switch cable.				
	Used as junction to tail lamp fuse cable.				
	Used as generator field to junction cable.				
	Used as right head lamp to junction cable.				
	Used as dry cell to magneto cable.				
	Used as transformer coil to starter switch cable.				
	Used as magneto to junction cable.				
	Used as left head lamp to junction cable.				
	Used as tail lamp to junction cable.				

†Standard Parts, see list on Page 121.

## 1916 MAXWELL

WIRING	Name of Part	No. Req. Per Assembly	Part No.	Code Word	Price Each
	Used as dry cell to magneto cable.				
	Used as dry cell to starter switch cable.				
	Used as junction to ignition switch cable.				
	Used as junction to left head lamp fuse cable				
	Used as magneto to transformer coil cable.				
No. 18	low tension cable.....	10 ft.	10804	Veer	†
	Used as horn to junction cable.				
	Used as horn button to switch cable.				
	Used as junction to horn cable.				
No. 3	low tension cable.....	14 ft.	10806	Vein	†
	Used as starter switch to right battery positive cable.				
	Used as starter switch to left battery negative cable.				
	Used as starter switch to left battery positive cable.				
	Used as right battery negative to ground cable.				
	Used as starter switch to generator positive cable.				
No. 3	cable, plain copper terminal.....	4	10811	Venal	†
	Used with starter switch to left battery positive cable.				
	Used with right battery negative to ground cable.				
	Used with starter switch to generator positive cable.				
No. 3	Cable, offset copper terminal.....	2	10813	Vend	†
	Used with starter switch to right battery positive cable.				
	Used with starter switch to left battery negative cable.				
Copper	terminal, medium.....	1	10873	Verge	†
	Used with left battery negative to junction cable.				
Copper	terminal, large.....	2	10874	Verst	†
	Used with starter switch to junction cable.				
	Used with generator positive junction cable.				

†Standard Parts, see list on Page 121.



## 1916 MAXWELL

WIRING	Name of Part	No. Req. Per Assembly	Part No.	Code Word	Price Each
	Copper terminal, small.....	17	10877	Veto	†
	Used with dry cell to strater switch cable.				
	Used with transformer coil to starter switch cable.				
	Used with junction to switch battery positive cable.				
	Used with junction to switch dynamo positive cable.				
	Used with junction to switch dynamo negative and battery negative cable.				
	Used with junction to right head lamp fuse cable.				
	Used with junction to field switch cable.				
	Used with junction to tail lamp fuse cable.				
	Used with generator field to junction cable.				
	Used with dry cell to magneto cable.				
	Used with transformer coil to starter switch cable.				
	Used with magneto to junction cable.				
	Used with horn to junction cable.				
	Used with junction to ignition switch cable.				
	Used with junction to left head lamp fuse cable.				
	Used with horn button to switch cable.				
	Used with magneto to transformer coil cable.				
	Circular loom (3/8" inside diameter).....	23 ft.	13009	Wilt	†
	Used with starter switch to right battery positive cable.				
	Used with starter switch to left battery negative cable.				
	Used with starter switch to left battery positive cable.				
	Used with right battery negative to ground cable.				
	Used with starter switch to generator positive cable.				
	Used with transformer coil to starter switch cable.				
	Used as junction to rear loom cable.				
	Used with generator field and generator positive cable.				
	Used with magneto to junction cable.				
	Used with dry cell left negative battery tail lamp cable.				
	Used with right headlight and magneto cable.				
	Used with junction to fuse cable.				

†Standard Parts, see list on Page 121.

## 1916 MAXWELL

	Name of Part	No. Req. Per Assembly	Part No.	Code Word	Price Each
<b>WIRING</b>					
	Circular loom ( $\frac{1}{4}$ " inside diameter).....	9 ft.	13010	Wince	†
	Used with right head lamp to junction cable.				
	Used with horn to junction cable.				
	Used with left head lamp to junction cable.				
	Used with tail lamp to junction cable.				
	Circular loom ( $\frac{5}{8}$ " inside diameter).....	3 ft.	13030	Wing	†
	Used as cable to junction loom.				
	Used as junction to front loom.				
	Used as fuse to junction cable loom.				
<b>TOOL KIT</b>					
	{ Tool kit box.....	1	B1860	Rhyme	\$0.10
	{ Pliers.....	1	12050	Whelk	†
	{ Auto wrench.....	1	12051	Whelm	†
	{ Screw driver.....	1	12052	Whelp	†
	{ Double end wrench.....	1	12053	Whet	†
	{ Auto jack.....	1	12054	Whew	†
	{ Tire pump.....	1	12062	Whiff	†
	{ Hub wrench.....	1	B58	Rice	.15
	{ Demountable rim wrench ( $\frac{3}{4}$ -inch T socket wrench).....	1	B5991	Ridge	.35
	{ Demountable rim wrench ( $\frac{1}{4}$ -inch brace socket wrench).....	1	B6278	Rifle	.35
	{ Tire repair kit.....	1	12063	Whig	†
	{ Tire repair iron.....	1	12070	Whim	†
	{ Magneto wrench.....	1	12071	Whine	†
	{ Ignition switch key.....	1	13005	Wield	.25
Tool Kit Assembly 1 required Part No. BA6039 Code word Revel Price \$6.85					

†Standard Parts, see list on Page 121.



## 1916 MAXWELL

Part No.	Code Word	Specifications	No. Per Car	Price Each	Price Dozen	Part No.	Code Word	Specifications	No. Per Car	Price Each	Price Dozen
10000	Tab	$\frac{1}{8}$ "x $\frac{1}{2}$ " cotter pin	24	\$0.01	\$0.05	10192	Theme	$\frac{1}{8}$ "x $1\frac{3}{8}$ " S. A. E. cap screw	4	\$0.03	\$0.30
10001	Table	$\frac{1}{8}$ "x $\frac{3}{4}$ " cotter pin	16	.01	.05	10193	Thew	$\frac{3}{8}$ "x $1\frac{1}{2}$ " S. A. E. cap screw	4	.03	.30
10009	Taboo	$\frac{3}{8}$ "x $\frac{3}{4}$ " cotter pin	53	.01	.05	10195	Thib	$\frac{3}{8}$ "x $1\frac{1}{4}$ " S. A. E. cap screw	6	.03	.30
10010	Tabor	$\frac{1}{8}$ "x1" cotter pin	13	.01	.05	10196	Thigh	$\frac{1}{4}$ "x $\frac{1}{2}$ " S. A. E. cap screw	5	.02	.20
10014	Tacit	$\frac{1}{8}$ "x $1\frac{1}{2}$ " cotter pin	2	.01	.05	10200	Thole	$\frac{1}{2}$ "x2" S. A. E. cap screw	2	.05	.50
10018	Tact	$\frac{1}{8}$ "x1" cotter pin	2	.01	.05	10202	Thorn	$\frac{3}{8}$ "x $1\frac{3}{4}$ " S. A. E. cap screw	2	.03	.30
10019	Taffy	$\frac{1}{8}$ "x $1\frac{1}{2}$ " cotter pin	3	.01	.05	10203	Threw	$\frac{1}{4}$ "x $1\frac{3}{8}$ " S. A. E. cap screw	2	.02	.20
10020	Taint	$\frac{1}{8}$ "x $1\frac{1}{2}$ " cotter pin	5	.01	.05	10204	Thrid	$\frac{3}{8}$ "x $\frac{1}{2}$ " S. A. E. cap screw	2	.02	.20
10021	Tally	$\frac{3}{8}$ "x $\frac{1}{2}$ " cotter pin	1	.01	.05	10205	Throb	$\frac{3}{8}$ "x $2\frac{1}{4}$ " S. A. E. cap screw	1	.03	.30
10022	Talon	$\frac{3}{8}$ "x $1\frac{1}{2}$ " cotter pin	2	.01	.05	10206	Throe	$\frac{1}{8}$ "x $\frac{1}{8}$ " S. A. E. cap screw	1	.02	.20
10050	Tamis	$\frac{3}{8}$ "x $\frac{1}{8}$ " straight pin	1	.01	.05	10207	Thrum	$\frac{1}{8}$ "x $1\frac{3}{4}$ " S. A. E. cap screw	4	.04	.40
10057	Tamp	$\frac{1}{8}$ "x $\frac{3}{4}$ " straight pin	1	.01	.05	10208	Thsit	$\frac{1}{8}$ "x $2\frac{1}{2}$ " S. A. E. hexagon head cap screw	4	.03	.30
10059	Tang	$\frac{1}{8}$ "x1" straight pin	2	.01	.05	10215	Thumb	$\frac{3}{8}$ " S. A. E. plain nut	36	.01	.10
10061	Tansy	$\frac{1}{8}$ "x1" straight pin	2	.01	.05	10216	Thump	$\frac{3}{8}$ " S. A. E. plain nut	19	.01	.10
10063	Taper	$\frac{1}{4}$ "x $\frac{1}{16}$ " straight pin	1	.01	.05	10217	Thyme	$\frac{1}{8}$ " S. A. E. plain nut	9	.01	.10
10065	Tapir	$\frac{1}{8}$ "x $1\frac{1}{16}$ " straight pin	1	.01	.05	10218	Tiara	$\frac{3}{8}$ "x $1\frac{1}{2}$ " cap nut (nickel plated)	4	.05	.40
10066	Tardy	$\frac{3}{8}$ "x $1\frac{1}{8}$ " straight pin	1	.01	.05	10219	Tibet	$\frac{3}{8}$ "x $2\frac{1}{2}$ " S. A. E. check nut	1	.02	.20
10068	Tarry	$\frac{1}{8}$ "x1" straight pin	10	.01	.05	10220	Tibia	$\frac{3}{8}$ " S. A. E. plain nut (thick)	2	.02	.20
10070	Task	$\frac{1}{8}$ "x $\frac{1}{2}$ " straight pin	1	.01	.05	10221	Tick	$\frac{3}{8}$ " S. A. E. plain nut (thin)	1	.02	.20
10071	Taste	$\frac{1}{4}$ "x $\frac{3}{4}$ " straight pin	1	.01	.05	10222	Tidal	$\frac{1}{4}$ " S. A. E. plain nut	2	.01	.10
10072	Taunt	$\frac{1}{8}$ "x $\frac{1}{16}$ " straight pin	2	.01	.05	10223	Tide	$\frac{3}{8}$ " S. A. E. check nut	9	.01	.10
10073	Taw	$\frac{1}{4}$ "x $\frac{1}{16}$ " straight pin	8	.01	.05	10224	Tidy	$\frac{1}{8}$ "x $2\frac{1}{2}$ " S. A. E. plain hexagon nut	2	.02	.20
10075	Tax	$\frac{1}{8}$ "x1" straight pin	1	.01	.05	10225	Tier	$\frac{1}{8}$ " S. A. E. plain nut	2	.01	.10
10076	Teach	$\frac{1}{8}$ "x $\frac{1}{16}$ " straight pin	1	.01	.05	10226	Tiff	$\frac{3}{8}$ "x $1\frac{1}{2}$ " check nut (nickel plated)	2	.02	.20
10077	Teak	$\frac{1}{4}$ "x $1\frac{1}{2}$ " straight pin	2	.01	.05	10241	Tike	$\frac{1}{8}$ " S. A. E. castle nut	8	.02	.15
10159	Tease	$\frac{1}{8}$ "x $\frac{5}{8}$ " S. A. E. cap screw	3	.02	.20	10242	Tile	$\frac{3}{8}$ " S. A. E. castle nut	18	.02	.15
10160	Techy	$\frac{1}{8}$ "x $\frac{3}{4}$ " S. A. E. cap screw	6	.02	.20	10243	Till	$\frac{1}{8}$ " S. A. E. castle nut	18	.02	.20
10161	Temp	$\frac{1}{8}$ "x $\frac{7}{8}$ " S. A. E. cap screw	32	.02	.20	10244	Tilt	$\frac{1}{8}$ " S. A. E. castle nut	8	.03	.30
10164	Tenad	$\frac{3}{8}$ "x $1\frac{1}{2}$ " S. A. E. cap screw	4	.03	.35	10246	Timid	$\frac{3}{8}$ " S. A. E. castle nut	2	.05	.50
10163	Tench	$\frac{1}{8}$ "x1" S. A. E. cap screw	1	.02	.20	10247	Tinet	$\frac{3}{8}$ " S. A. E. castle nut	1	.05	.50
10166	Tend	$\frac{1}{8}$ "x2" S. A. E. cap screw	5	.03	.30	10260	Tinge	$\frac{1}{8}$ " U. S. S. acorn nut (nickel plated)	3	.02	.20
10167	Tenet	$\frac{1}{8}$ "x $2\frac{1}{4}$ " S. A. E. cap screw	3	.03	.35	10262	Tint	$\frac{1}{8}$ " U. S. S. acorn nut (black enameled)	2	.02	.20
10169	Tenon	$\frac{1}{8}$ "x $2\frac{3}{4}$ " S. A. E. cap screw	11	.04	.40						
10184	Terra	$\frac{3}{8}$ "x $\frac{1}{2}$ " S. A. E. cap screw	21	.03	.30						
10185	Terse	$\frac{3}{8}$ "x $2\frac{1}{2}$ " S. A. E. cap screw	1	.04	.40						
10186	Testy	$\frac{3}{8}$ "x2" S. A. E. cap screw	9	.03	.35						
10188	Thane	$\frac{3}{8}$ "x $1\frac{1}{2}$ " S. A. E. cap screw	2	.03	.30						

## 1916 MAXWELL

Part No.	Code Word	Specifications	No. Per Car	Price Each	Price Dozen	Part No.	Code Word	Specifications	No. Per Car	Price Each	Price Dozen
10266	Tiopy	No. 6 S. A. E. lock washer (light series).....	3	\$0.01	\$0.05	10299	Torso	1/4-20x1 1/4 square head oval point set screw.....	1	\$0.01	\$0.10
10267	Tiost	No. 8 S. A. E. lock washer (light series).....	1	.01	.05	10300	Tort	1/8x1 1/8 oval head rivet.....	13	.01	.05
10268	Tipsy	1 1/8 S. A. E. lock washer (heavy series).....	26	.01	.05	10303	Total	1/8x1 1/8 oval head rivet.....	16	.01	.05
10269	Title	1/2 S. A. E. lock washer (light series).....	2	.01	.05	10310	Tour	1/8x1 1/8 oval head rivet.....	36	.01	.05
10270	Toast	1 1/8 S. A. E. lock washer (light series).....	37	.01	.05	10311	Touse	1/8x3/8 oval head rivet.....	4	.01	.05
10271	Toddy	1/4 S. A. E. lock washer (light series).....	112	.01	.04	10313	Tovel	3/8x1 1/8 oval head rivet.....	8	.01	.10
10272	Toga	1 1/8 S. A. E. lock washer (light series).....	113	.01	.04	10315	Towel	1/4x3/8 oval head rivet.....	8	.01	.05
10273	Toil	3/8 S. A. E. lock washer (light series).....	66	.01	.04	10317	Trace	1/4x3/4 oval head rivet.....	10	.01	.05
10274	Tokay	1 1/8 S. A. E. lock washer (light series).....	4	.01	.04	10326	Track	1/8x3/4 oval head rivet.....	42	.01	.05
10275	Token	3/4 lock washer (nickel plated).....	2	.01	.10	10328	Trade	1 1/8x1 oval head rivet.....	64	.01	.05
10277	Tole	5/8 S. A. E. lock washer (light series).....	4	.01	.05	10329	Trail	1 1/8x1 1/4 oval head rivet.....	20	.01	.05
10279	Tomb	Winkley style A No. 2 oiler.....	2	.05	.50	10330	Train	1 1/8x1 3/8 oval head rivet.....	8	.01	.05
10281	Tome	No. 00 Winkley type ratchet grease cup.....	3	.15	1.25	10334	Tram	1 1/8x1 1/8 oval head rivet.....	8	.01	.05
10282	Tone	No. 000 Winkley type ratchet grease cup.....	2	.15	1.25	10340	Traz	1/8x3/8 countersunk rivet.....	12	.01	.05
10283	Tongs	Winkley style D No. 3 oiler.....	8	.10	...	10350	Treat	3/8x1/4 oval head rivet (brass)....	4	.01	.05
10289	Topaz	3/8x16x1 3/4 square head oval point set screw.....	1	.01	.10	10351	Trend	1 1/8x1 1/8x 1/8 thick plain washer (brass).....	4	.01	.05
10290	Topic	1/4-20x3/4 headless oval point set screw.....	1	.01	.10	10357	Tress	1/4x3/8 oval head rivet.....	14	.01	.05
10291	Torch	No. 6-32x1 1/8 headless oval point set screw.....	18	.01	.05	10358	Tret	1 1/8x3/8 oval head rivet.....	10	.01	.05
10296	Torn	1/4-20x1 1/4 square head oval point set screw.....	1	.01	.10	10359	Trey	1/4x1/4 oval head rivet.....	4	.01	.05
						10360	Triad	1/4x1 oval head rivet.....	4	.01	.05
						10361	Trib	1 1/8x1 1/8 oval head rivet.....	2	.01	.05
						10362	Triby	1 1/8x1 3/4 oval head rivet.....	2	.01	.05
						10403	Trick	1/4x1 3/4 carriage bolt with hexagon nut.....	4	.04	.40
						10404	Trier	3/8x2 carriage bolt with hexagon nut.....	14	.04	.40
						10405	Trig	3/8x2 1/4 carriage bolt with hexagon nut.....	12	.04	.40
						10406	Trill	3/8x2 3/4 carriage bolt with hexagon nut.....	4	.04	.40
						10407	Trim	1 1/8x3/8 carriage bolt with hexagon nut.....	8	.02	.20



## 1916 MAXWELL

Part No.	Code Word	Specifications	No. Per Car	Price Each	Price Dozen	Part No.	Code Word	Specifications	No. Per Car	Price Each	Price Dozen
10409	Trin	$\frac{3}{8} \times 4 \frac{1}{2}$ carriage bolt with hexagon nut.....	2	\$0.05	...	10492	Truth	$\frac{1}{8} \times \frac{3}{8}$ U. S. S. button head cap screw, nickel plated.....	26	\$0.02	\$0.20
10410	Trion	$\frac{1}{8} \times \frac{3}{4}$ carriage bolt with hexagon nut.....	4	.03	\$0.30	10496	Tuck	$\frac{1}{8} \times 1$ U. S. S. button head cap screw.....	2	.02	.15
10411	Triox	$\frac{5}{16}$ -18x3 U. S. S. tire bolt with nut.....	2	.04	.40	10558	Tulip	$\frac{1}{2} \times \frac{1}{8}$ bifurcated brass rivet $\frac{1}{8}$ head.....	86	.01	.04
10412	Trip	$\frac{1}{4}$ -20x2 U. S. S. carriage bolt with nut.....	8	.03	.35	10560	Tumid	$\frac{3}{8} \times \frac{1}{8}$ tubular rivet $\frac{1}{8}$ head.....	11	.01	.05
10459	Tripe	$\frac{3}{8}$ x32 thread x 1 button head machine screw.....	2	.02	.20	10602	Tumst	No. 3 Woodruff key.....	1	.01	.08
10460	Troll	$\frac{1}{4}$ x20 thread x $\frac{1}{2}$ button head cap screw.....	8	.02	.20	10609	Tunic	No. 8 Woodruff key.....	2	.01	.08
10462	Tromp.	No. 18-18x $\frac{1}{2}$ round head machine screw.....	2	.02	.20	10610	Tunny	No. 9 Woodruff key.....	13	.01	.10
10468	Troth	$\frac{1}{8} \times 32 \times \frac{1}{8}$ U. S. S. button head cap screw (nickel plated).....	1	.02	.20	10615	Tusk	No. A Woodruff key.....	2	.02	.15
10475	Trout	No. 12-24x $\frac{3}{8}$ U. S. S. button head cap screw.....	18	.01	.05	10620	Tutor	No. 15 Woodruff key 3 $\frac{1}{2}$ % nickel steel heat treated.....	4	.04	.50
10481	Trove	No. 12-24x $\frac{3}{8}$ U. S. S. button head machine screw.....	1	.01	.08	10626	Twang	No. 18 Woodruff key 3 $\frac{1}{2}$ % nickel steel heat treated.....	1	.05	.50
10482	Trow	$\frac{1}{4}$ x20x $\frac{3}{8}$ U. S. S. button head cap screw.....	3	.02	...	10627	Tweak	No. 13 Woodruff key.....	3	.02	.15
10483	Troy	No. 6-32x $\frac{3}{8}$ U. S. S. button head machine screw.....	1	.01	.10	10628	Tweed	No. 5 Woodruff key.....	5	.01	.08
10484	Truce	No. 8-32x $\frac{3}{8}$ U. S. S. button head machine screw.....	2	.01	.10	10629	Twig	No. 10 Woodruff key.....	1	.01	.10
10485	Truck	No. 6-32x $\frac{1}{2}$ U. S. S. button head machine screw.....	1	.01	.10	10630	Twill	No. 7 Woodruff key.....	1	.01	.10
10486	Trump	No. 6-32x $\frac{1}{4}$ U. S. S. button head machine screw.....	1	.01	.10	10661	Twine	$\frac{1}{8} \times \frac{5}{8}$ U. S. S. hexagon head cap screw.....	14	.02	.20
10487	Trunk	$\frac{1}{8}$ plain brass washer.....	9	.01	.10	10662	Twirl	$\frac{1}{8} \times \frac{3}{4}$ U. S. S. hexagon head cap screw.....	11	.02	...
10488	Trupe	No. 6 plain brass washer.....	4	.01	.08	10663	Twist	$\frac{1}{8} \times \frac{3}{8}$ U. S. S. hexagon head cap screw.....	5	.02	...
10489	Truss	No. 6-32x $\frac{1}{2}$ button head machine screw.....	8	.01	.10	10692	Tyro	$\frac{1}{8} \times 1$ U. S. S. hexagon head cap screw.....	1	.02	...
10491	Trust	$\frac{1}{8} \times 1 \frac{1}{4}$ U. S. S. button head cap screw.....	2	.03	.30	10693	Uhlan	$\frac{1}{4} \times \frac{3}{8}$ U. S. S. hexagon head cap screw.....	2	.02	.20
						10694	Ukase	$\frac{3}{8} \times \frac{1}{8}$ U. S. S. hexagon head cap screw.....	4	.02	.20
						10698	Ulna	$\frac{3}{8} \times \frac{3}{4}$ U. S. S. hexagon head cap screw.....	4	.02	.20
						10699	Ultra	$\frac{1}{4} \times \frac{3}{4}$ U. S. S. hexagon head cap screw.....	3	.02	.20

## 1916 MAXWELL

Part No.	Code Word	Specifications	No. Per Car	Price Each	Price Dozen	Part No.	Code Word	Specifications	No. Per Car	Price Each	Price Dozen
10700	Umbel	$\frac{1}{4} \times \frac{1}{2}$ U. S. S. hexagon head cap screw	1	\$0.02	\$0.20	10813	Vend	No. 3 cable offset terminal	2	\$0.06	\$0.70
10701	Umber	$\frac{1}{4} \times \frac{3}{8}$ U. S. S. hexagon head cap screw	3	.02	.20	10872	Venu	Dry cell connector	3	.02	.15
10723	Unau	$\frac{1}{4}$ " steel ball	38	.02	.15	10873	Verst	Electric cable terminal medium	1	.01	.10
10725	Unity	$\frac{3}{8}$ " steel ball	26	.02	.15	10874	Verge	Electric cable terminal, large	2	.01	.10
10727	Upas	$\frac{1}{8}$ " steel ball	22	.03	.30	10875	Vetch	Drain cock $\frac{1}{8}$ " pipe thread	2	.20	...
10730	Upset	$\frac{3}{8}$ " low duty ball	1	.02	.15	10877	Veto	Electric cable terminal, small	17	.01	.08
10731	Urban	$\frac{1}{8}$ " low duty ball	1	.03	...	10884	Viand	Cylindrical connector, large	4	.15	1.55
10735	Usher	No. 30 star ball retainer with balls	2	.30	...	10885	Viear	Spark plug $\frac{3}{8}$ A. L. A. M.	4	.75	...
10738	Usurp	No. J star ball retainer with balls	3	.40	...	10886	Vide	Spark plug, Metric, 18 M. M. thread 15 M. M. pitch	4	.75	...
10739	Usury	Annular ball bearing	1	2.05	...	10899	View	$\frac{1}{8}$ " pipe plug	2	.05	.50
10740	Utter	Annular ball bearing	1	3.60	...	10900	Vigil	$\frac{1}{8}$ " pipe plug	5	.02	.20
10741	Vague	Annular ball bearing	1	2.95	...	10902	Vigor	$\frac{1}{4}$ " pipe plug	6	.03	.35
10745	Vain	$\frac{1}{4}$ U. S. S. plain hexagon nut	3	.01	.08	10903	Villa	$\frac{3}{8}$ " pipe plug	1	.04	.40
10746	Valet	$\frac{1}{8}$ U. S. S. plain hexagon nut	15	.01	.08	10904	Viny	$\frac{1}{8}$ " headless pipe plug	1	.02	.20
10747	Valid	$\frac{3}{8}$ U. S. S. plain hexagon nut	11	.01	.10	10908	Vioge	2 $\frac{1}{4}$ " footman loop	2	.02	...
10750	Valor	$\frac{1}{8}$ U. S. S. plain hexagon nut	29	.01	.08	10912	Viola	$\frac{1}{8}$ " pipe plug (brass)	1	.03	.30
10751	Value	No. 8-32 U. S. S. thin hexagon nut	3	.01	.08	10969	Viper	$\frac{1}{8} \times \frac{1}{4}$ U. S. S. fender bolt (without nut)	3	.02	.20
10752	Vamar	No. 12-24 U. S. S. plain hexagon nut	1	.01	.05	11000	Virgo	$\frac{1}{4} \times \frac{1}{2}$ round head stove bolt with nut	34	.01	.05
10753	Vamee	No. 6-32x $\frac{1}{8}$ plain hexagon nut	8	.01	.05	11001	Virus	$\frac{1}{4} \times \frac{3}{4}$ round head stove bolt with nut	24	.01	.05
10755	Vamet	No. 6-32 U. S. S. plain hexagon nut	3	.01	.05	11004	Viset	$\frac{1}{4} \times 1$ round head stove bolt with nut	6	.01	.10
10763	Vamp	$\frac{1}{2}$ O. D. x $\frac{3}{8}$ I. D. x $\frac{1}{8}$ gasket	1	.01	.10	11014	Visgo	$\frac{1}{8} \times 2 \times \frac{1}{2}$ round head stove bolt with nut	3	.01	.10
10764	Vane	1 O. D. x $\frac{3}{4}$ I. D. x $\frac{1}{8}$ gasket	2	.01	.10	11016	Visor	$\frac{1}{4} \times 1 \frac{1}{4}$ round head stove bolt with nut	7	.01	.10
10765	Vapid	1 $\frac{1}{8}$ O. D. x $\frac{1}{8}$ I. D. x $\frac{1}{8}$ gasket	5	.01	.10	11019	Vista	$\frac{1}{8} \times 1$ round head stove bolt with nut	4	.01	.10
10784	Vase	Gal. hose clamp, 2 $\frac{1}{2}$ I. D. for 2 $\frac{1}{2}$ I. D. 3-ply hose	4	.05	...	11022	Vital	$\frac{1}{8} \times 1 \frac{1}{4}$ round head stove bolt with nut	4	.01	.10
10801	Vault	No. 12 low tension cable	21 ft.	.05 ft.	...	11023	Vital	$\frac{1}{8} \times 32 \times 2 \frac{1}{2}$ round head stove bolt with nut	2	.02	...
10802	Vaunt	No. 14 low tension cable	10 ft.	.03 ft.	...	11036	Vivid	$\frac{1}{4}$ plain washer, $\frac{1}{8}$ thick	15	.01	.05
10804	Veer	No. 18 low tension cable	11 ft.	.02 ft.	...						
10806	Vein	No. 3 low tension cable	14 ft.	.12 ft.	...						
10808	Veldt	$\frac{3}{8}$ O. D. high tension cable	6 ft.	.05 ft.	...						
10811	Venal	No. 3 cable plain terminal	4	.06	.70						

## 1916 MAXWELL

Part No.	Code Word	Specifications	No. Per Car	Price Each	Price Dozen	Part No.	Code Word	Specifications	No. Per Car	Price Each	Price Dozen
11037	Vixen	$\frac{1}{8}$ plain washer, $\frac{1}{8}$ thick.....	6	\$0.01	\$0.05	11151	Waved	No. 14x1 $\frac{1}{4}$ flat head wood screw	4	\$0.01	\$0.10
11040	Vixow	$\frac{1}{8}$ plain washer, $\frac{1}{4}$ thick.....	2	.01	.05	11156	Wavy	No. 5x $\frac{1}{2}$ round head wood screw, nickel plated.....	4	.01	.05
11041	Vocal	No. 7 riveting washer, thin.....	7	.01	.05	11166	Weal	No. 6x $\frac{3}{4}$ round head wood screw, blued.....	2	.01	.05
11042	Vogue	$\frac{1}{8}$ plain washer, $\frac{1}{4}$ thick.....	4	.01	.05	11170	Weap	No. 4x $\frac{3}{4}$ oval head wood screw.....	24	.01	.05
11043	Void	$\frac{1}{8}$ riveting washer.....	12	.01	.05	11174	Weary	No. 10x1 $\frac{1}{4}$ flat head wood screw	36	.01	.10
11044	Vouch	$\frac{1}{8}$ plain washer..... as req.	1	.01	.05	11177	Weave	No. 6-32x1 $\frac{1}{4}$ oval countersunk head cap screw, nickel plated.....	3	.02	...
11045	Vowel	$\frac{1}{8}$ riveting washer.....	1	.01	.05	11178	Wedge	No. 12x1 $\frac{1}{2}$ round head wood screw.....	2	.03	.30
11046	Wade	No. 7 riveting washer, thick.....	2	.01	.05	11179	Wedix	No. 14-24x $\frac{3}{4}$ flat head countersunk machine screw.....	1	.03	.35
11047	Wafer	$\frac{1}{8}$ plain washer.....	12	.01	.05	11180	Wedot	$\frac{1}{4}$ -18x2 flat head stove bolt with nut.....	2	.02	...
11061	Waft	$\frac{1}{8}$ flared tubing male union elbow	1	.12	...	11182	Weed	No. 12-24x $\frac{5}{8}$ flat head machine screw, nickel plated.....	4	.01	.05
11064	Wage	$\frac{1}{8}$ flared tubing union tee.....	1	.12	...	11184	Weeft	No. 9x1 $\frac{1}{4}$ flat head wood screw	6	.01	.10
11065	Wager	$\frac{1}{4}$ standard flared tubing union nut, $\frac{1}{2}$ -20 V thread.....	2	.05	.55	11185	Weegt	No. 8x $\frac{3}{4}$ round head wood screw	4	.01	.05
11067	Wagon	$\frac{1}{2}$ -18x $\frac{1}{2}$ packing nut.....	1	.01	.08	11186	Week	$\frac{3}{8}$ -32x $\frac{1}{4}$ U.S.S. flat head countersunk cap screw.....	2	.02	...
11070	Waive	No. 8x $\frac{3}{8}$ round head wood screw (nickel plated).....	4	.01	.08	12001	Ween	$\frac{3}{8}$ -16x $\frac{1}{8}$ wing nut.....	2	.05	.55
11095	Wake	Simms S. U. 4 D. dual type magneto (See Simms Parts book for repair parts).....	1	45.00	...	12002	Weep	Electric lamp globe, 7 volts 2 C. P.....	1	.30	...
11105	Wale	No. 12x1 flat head wood screw.....	12	.01	.05	12003	Weft	Electric lamp globe, 7 volts 15 C. P.....	2	.45	...
11117	Waltz	No. 14x1 $\frac{1}{4}$ round head wood screw, blued.....	3	.01	.05	12007	Weigh	No. 28 Lyon type glove fastener clinch post.....	8	.01	...
11120	Wamet	No. 10 round head wood screw..	1	.01	.05	12008	Weird	Murphy single-clinch type curtain fastener.....	33	.01	.05
11122	Wamp	No. 10x $\frac{3}{4}$ round head wood screw	6	.01	.05	12009	Welsh	$\frac{1}{8}$ screw hook.....	6	.01	.05
11135	Wand	No. 10x $\frac{3}{4}$ flat head wood screw..	2	.01	.05	12011	Welt	No. 2 Murphy round clinch grommet.....	6	.01	.05
11136	Waner	No. 6x $\frac{3}{8}$ oval head wood screw..	8	.01	.05	12013	Wept	No. 28 Lyon type glove fastener socket.....	20	.01	.05
11138	Wante	No. 12x1 $\frac{1}{2}$ flat head wood screw	6	.01	.05	12018	Whack	Asbestos packing.....	1	.10	...
11141	Waraw	No. 10x1 oval head wood screw..	8	.01	.05						
11143	Ward	No. 8x $\frac{1}{8}$ flat head wood screw nickel plated.....	14	.01	.10						
11144	Warp	No. 6x $\frac{1}{2}$ flat head wood screw..	40	.01	.05						
11146	Wary	No. 8x $\frac{3}{4}$ flat head wood screw..	27	.01	.05						
11147	Waste	No. 14x1 flat head wood screw..	14	.01	.05						
11148	Watch	No. 9x1 flat head wood screw..	52	.01	.05						
11149	Waul	No. 12x $\frac{3}{8}$ round head wood screw blued.....	6	.01	.05						

## 1916 MAXWELL

Part No.	Code Word	Specifications	No. Per Car	Price Each	Price Dozen	Part No.	Code Word	Specifications	No. Per Car	Price Each	Price Dozen
12021	Whale	1/4 canvas lacing.....	10ft.	\$0.01	ft. ...	13060	Witbe	No. 6-32x1/4 fillister head machine screw.....	6	\$0.01	\$0.05
12022	Whap	5/8 canvas lacing.....	6 ft.	.05	ft. ...	13061	Witch	No. 6-32x1/8 fillister head machine screw.....	5	.01	.05
12049	Wharf	No. 5x3/4 round head wood screw, nickel plated.....	2	.01	\$0.10	13062	Withe	No. 8-32x1/4 fillister head machine screw.....	2	.01	.05
12050	Whelk	6" combination pliers.....	1	.30	...	13090	Witty	1/8-32x1 1/8 round head cap screw...	1	.02	...
12051	Whelm	9" auto wrench.....	1	.35	...	13091	Wived	1/8-32x1 1/8 round head cap screw...	1	.02	...
12052	Whelp	10" screw driver.....	1	.20	...	13097	Wivor	1/8-32x1 flat countersunk head cap screw.....	1	.02	...
12053	Whet	Double end wrench.....	1	.10	...	13098	Wizen	No. 4-36x1/2 fillister head machine screw.....	3	.01	.05
12054	Whew	Auto jack.....	1	1.00	...	14002	Wold	1/2 thick, 1/8 hole, 1/8 O. D. mica washer.....	2	.01	.10
12062	Whiff	Tire pump.....	1	2.50	...	14003	Wolf	1/2 thick, 3/16 hole, 3/4 O. D. mica washer.....	9	.02	.15
12063	Whig	Tire repair kit.....	1	.75	...	14004	Woof	1/2 thick, 1/8 hole, 1/8 O. D. mica washer.....	2	.01	.10
12070	Whim	Tire repair iron.....	1	.75	...	14005	Wool	3/8 riveting washer.....	1	.01	.05
12071	Whine	Magneto wrench.....	1	.10	...	14006	World	1/8 thick, 1/8 hole x 3/4 O. D. plain steel washer.....	2	.01	.05
12082	Whip	No. 11x3/8 oval head wood screw, nickel plated.....	4	.01	.10	14007	Worry	1/8 thick, 3/16 hole x 3/4 O. D. plain washer, nickel plated.....	2	.01	.05
12085	Whir	Dry cell with connector.....	4	.35	...	14011	Worst	No. 28 Lyon type glove fastener screw post.....	12	.01	...
12090	Whisk	No. 6-3/8 oval head wood screw...	40	.01	.08	14012	Worth	No. 8x1 1/2 round head wood screw, nickel plated.....	18	.01	.10
12092	Whist	Murphy double 2 screw type curtain fastener.....	20	.01	...	14013	Wound	No. 12x1 1/2 oval head wood screw, nickel plated.....	4	.01	.10
12093	Whit	Murphy single 2 screw type curtain fastener.....	14	.01	.10	14014	Wove	3/4 x 1/2 flat head brad, nickel plated	107	.01	.04
12094	Whiz	No. 1 Murphy four prong grommet.....	69	.01	.10	14015	Wrap	1/2 x 3/8 brown head upholstery nail.....	9	.01	.05
12097	Whorl	Curtain drive knob.....	2	.01	...	14027	Wreak	1/4 iron wire.....	5 ft.	.03	ft. ...
13004	Widen	Simms type D transformer coil.....	1	2.25	...	14028	Wreck	1/2 metalline nail.....	386	.01	.05
13005	Wield	Switch plug.....	1	.25	...	14029	Wrest	3/8 metalline nail.....	6	.01	.05
13006	Wight	Fuse 20 amp., 6 volts.....	3	.05	.55	14034	Wroth	3/4 x 1/2 flat head brad.....	24	.01	.05
13009	Wilt	3/8 I. D. circular loom.....	23	ft.	.10 ft. ...						
13010	Wince	1/4 I. D. circular loom.....	9	ft.	.05 ft. ...						
13030	Wing	5/8 I. D. circular loom.....	3	ft.	.15 ft. ...						
13052	Wink	No. 10-24x3/8 fillister head machine screw.....	2	.01	.05						
13053	Wisp	No. 8-32x1/2 fillister head machine screw.....	1	.01	.05						
13059	Wiste	No. 4-36x1/4 fillister head machine screw.....	8	.01	.05						



## Standard Warranty

*Adopted December 3, 1913, by the National Automobile Chamber of Commerce*

"We warrant each new motor vehicle manufactured by us, whether passenger car or commercial vehicle, to be free from defects in material or workmanship under normal use and service, our obligation under this warranty being limited to making good at our factory any parts or part thereof which shall within ninety (90) days after delivery of such vehicle to the original purchaser, be returned to us with transportation charges prepaid, and which our examination shall disclose to our satisfaction to have been thus defective; this warranty being expressly in lieu of all other warranties expressed or implied and of all other obligations or liabilities on our part, and we neither assume nor authorize any other person to assume for us any other liability in connection with the sale of our vehicles.

"This warranty will not apply to any vehicle which shall have been repaired or altered outside of our factory in any way so as, in our judgment, to affect its stability or reliability, nor which has been subject to misuse, negligence or accident, nor to any commercial vehicle made by us which shall have been operated at a speed exceeding the factory rated speed, or loaded beyond the factory rated load capacity.

"We make no warranty whatsoever in regard to tires, rims, ignition apparatus, horns or other signaling devices, starting devices, generators, batteries, speedometers or other trade accessories, inasmuch as they are usually warranted separately by their respective manufacturers."

**Maxwell Motor Company, Inc.**  
Detroit, Michigan





