

THE NEW COMBO CARGO

2019 Models Edition 1



THE FACTS SPEAK FOR THE COMBO.

The new Combo Cargo is everything you'd expect from an efficient, reliable and versatile cargo van. At the top of its class and available in a variety of sizes, the Combo Cargo can haul loads of up to a ton – effortlessly. Its spacious

multifunctional interior, fuel-efficient engines and innovative features ensure your total cost of ownership is at its lowest while your daily productivity is at its highest.

- ✓ **1. Low Fuel Consumption:** Top-notch engines feature improved fuel consumption and reduced CO₂ emissions.
- ✓ **2. Modern Cockpit:** An 8-inch colour touch screen¹, heated seats⁷, heated leather steering wheel⁷ and high seating position make every commute an enjoyable experience.
- ✓ **3. Generous Storage:** 15 storage compartments ensure you're always fully prepared for every job.
- ✓ **4. FlexCargo²:** The multi-function passenger bench seat and the load-through bulkhead boost the Combo's cargo space. The passenger bench folds down to increase load length³ or up out of the way to create additional loadspace⁴ in the front footwell.
- ✓ **5. Advanced Assistance Systems:** 11 features such as Flank Guard², Rear View Camera² and Cruise control with intelligent speed adaptation⁶ alleviate stress and help you get the job done.
- ✓ **6. High Payload:** With a maximum payload of up to 1.020 kg⁵, the new Combo Cargo ensures heavy hauls are no problem.
- ✓ **7. Safety Systems:** Innovative safety features such as Lane Departure Warning², Forward Collision Alert with Automatic Emergency Braking and Driver Drowsiness Alert – all keeping you safe and sound on the road.

¹Optional on Edition and Sportive, standard on LE Nav. ²Optional ³Up to 3.44m for the Combo Cargo L2 long-wheelbase version.

⁴Up to 4.4 m³ for the Combo Cargo L2 long-wheelbase version. With the passenger bench and the cargo partition with hatch.

⁵Maximum payload of the standard Combo Cargo L1. The Combo Cargo L2 long-wheelbase version has a 955 kg Max. payload.

⁶Optional on Edition and standard on Sportive and LE Nav. ⁷Only available when cruise control and Safety Pack are specified. Edition models require optional seating. Not available on automatic or Crew Van models.



VERSATILITY FOR EVEN THE TOUGHEST OF JOBS.

1

1. Huge Loadspace: The Combo has everything you want from your spacious van – a low loading height, plenty of room and excellent accessibility. Total loadspace¹ of 3.8 to 4.4cu.m³ is accessible through either 180° asymmetrical solid rear doors or sliding doors.

2. Multi-function Passenger Bench Seat²:

A. Normal: On-the-job adaptability is key. The 2-seater passenger bench seamlessly adapts your van to your needs with space for three adults up front.

B. Upfolded: For increased load volume, the outer bench seat can be folded up to accommodate more cumbersome loads in the front floor space and footwell.

C. Table: The middle seat of the front passenger bench also folds down easily to become a useful table, transforming your Combo into a mobile office.

D. Downfolded: Alternatively, fold the outer passenger seat down and use the load-through bulkhead to maximise load length.



A



B



C



D

¹Up to 4,4 m³ for the Combo L2 version. With the passenger bench and load-through bulkhead.
²Optional, not available for Crew Van.



FOR ALL THE HEAVY LIFTERS.

- 1. **The Combo L2 Van and Crew Van:** The Combo L2 Van includes all the convenient features of the Combo with even more space. While the 5-seater Crew Van's smart and practical design with a movable second row passenger bench seat makes it the ideal work crew transport vehicle.
- 2. **Cargo Partition¹:** Keep occupants and load separate with a variety of partitions such as the solid bulkhead between passenger and load areas – available with or without a window to match every business need.
- 3. **FlexCargo Pack^{1,2}:** Includes a full-height steel bulkhead with load-through facility ideal for professionals needing to transport long objects up to 3.44m³.



2



3

¹Optional.
²Available with or without a glass panel.
³Load length for the Combo L2 version.

Displayed on the right page are the Combo L2 Van (left) and Combo L1 Van (right).





AN INTERIOR BUILT FOR COMFORT.

- 1. **Functional Comfort:** With an 8-inch touchscreen¹ for total compatibility with Apple CarPlay™² and Android Auto™², the Combo Cargo perfectly bridges functionality, innovation and well-being. Relax with amenities like wireless charging³, designed to keep you going throughout the day.
- 2. **Convenient Storage:** 15 easy accessible storage compartments make finding and storing the essentials as simple as reaching under your seat⁴.
- 3. **Heated Features:** Keep your hands and body warm when temperatures start to drop with the heated seats³ and heated leather steering wheel³.
- 4. **Multimedia Navi Pro¹:** The range-topping navigation system includes an impressive 8-inch touchscreen with advanced voice control and 3-D navigation to keep you on track during everyday drives or longer hauls.



2



3



4

¹Standard on LE Nav, optional on Edition and Sportive models.
²Compatibility and certain functionalities may differ depending on the type of device and version of operating system. Apple CarPlay is a trademark of Apple Inc., registered in the U.S. and other countries. Android is a trademark of Google Inc.
³Optional.
⁴Standard on Sportive and LE Nav.



SAFETY FIRST.

- 1. Automatic Emergency Braking¹:** The Combo Cargo's Forward Collision Alert² with Automatic Emergency Braking warns the driver if an obstacle, such as a pedestrian or other vehicle, should cross its path. If no action is taken, the car brakes automatically lowering the risk of potential collisions.
- 2. Head-Up Display³:** Keep crucial driver info in your line of sight, so you can keep your eyes safely on the road.
- 3. Rear View Camera³:** The Rear View Camera provides a view of the scene to help you stay aware of obstacles during parking or reversing manoeuvres.
- 4. Flank Guard³:** Provides acoustic and visual warnings to prevent any low-speed collisions with side obstacles like poles or other vehicles.



1



2



3



4

¹Optional as part of the Safety Pack.

²Works automatically above 5 km/h and below 85 km/h. From 0 to 30 km/h, the deceleration metric to reduce the impact speed of the collision is 0,9 g. From 30 to 85 km/h, the system brakes to the speed by a maximum of 22 km/h. After this threshold, the driver needs to brake to reduce the speed even further.

³Optional.

1





ROOM FOR THE WHOLE CREW.

The Combo Cargo Crew Van is spacious enough for you, your crew and every last bit of gear. With two seats in the front and three in the second-row, the Crew Van is a flexible 5-seater. If you're looking to easily expand the

Combo loadspace to 4.0cu.m, fold down the second row passenger seats and open the hatch for a maximum load length of 3.44m. The Crew Van is based on the Combo L2 model and is available in either Edition or Sportive trims.



CREW VAN

Highlights:

1. Foldable rear bench
2. Foldable passenger seat



TRIM LEVELS.



1



2




3



4



5



6



7



8



9

EDITION

- Mistral Grey cloth seat trim 1
- Driver's airbag
- Hill start assist
- Full-height steel bulkhead
- Automatic lighting control
- Remote control central deadlocking
- Engine deadlock immobiliser
- Electrically adjustable / heated door mirrors 2
- Electrically operated front windows
- Nearside sliding side-access door – L1 models
- Nearside and offside sliding side-access doors – L2 models
- AM/FM/DAB digital radio, Bluetooth® audio streaming, Bluetooth® mobile phone portal, USB audio connection 3

SPORTIVE

The standard equipment of Edition, plus:

- Rear parking distance sensors
- Body-colour front and rear bumpers 4
- Metallic paint
- Full-diameter wheel trims 4
- Steering wheel mounted audio controls
- Air conditioning
- Cruise control
- Driver's top-lidded glovebox
- Height-adjustable driver's seat 5

- Driver's seat with manual lumbar adjustment
- Four-way adjustable passenger's seat
- Electronic cruise control
- Remote control security alarm system

Edition and Sportive Crew Van models additionally feature:

- Two-position moveable ladder frame bulkhead
- Three-seat second-row bench 6
- Nearside and offside sliding side-access doors¹

LE NAV

The standard equipment of Sportive, plus:

- Body-colour side protection mouldings
- Body-colour door handles
- Body-colour sliding side-access door rail cover
- Front fog lights 7
- 16-inch alloy wheels
- MultiMedia Navi Pro infotainment system 8
 - 8-inch colour touchscreen
 - Satellite navigation system
- Protective front skid plate 9

CHOOSE YOUR COLOUR.



White Jade¹



Cool Grey³



Quartz Grey³



Moonstone Grey³



Night Blue³



Onyx Black¹



Cosmic Brown⁴



Ruby Red²

¹Solid. ²Brilliant. ³Metallic. ⁴Pearlescent.

SPACE FOR IT ALL IN THE COMBO.

No matter what business you're in, the Combo has a commercial vehicle for you. Choose between a 2- or 3-seater Panel Van or the 5-seater Crew Van, a standard or L2 long

wheelbase, standard or high payload – so you never second-guess your space again.

LOAD AREA DIMENSIONS AND CAPACITIES

VARIANTS	Max. payload (kg)	Max. loadspace volume (cu.m)	Max. load width (imm)	Max. load height (mm)	Sliding door aperture max. width x height (in mm)	Rear door aperture max. width x height (mm)	Minimum loading height (mm)
Combo L1	1020	3.3/3.8 ¹	1630	1236	675 x 1072	1241 x 1196	548
Combo L2	955	3.8/4.4 ¹	1527	1243	759 x 1072		610
Crew Van	850	1.8/3.5/4.0 ¹					620


Combo Cargo L1



Combo Cargo L2



Crew Van



¹With load-through bulkhead.

²Dimensions may vary depending on configuration.

MILES BETTER ENGINES.

An impressive range of engine options feature excellent fuel consumption and help minimise CO₂ emissions. Punchy and efficient diesels or an award winning petrol engine* – there's something to work for your mileage and payload.

For complete information on technical data, fuel economy and emission data please refer to the Combo Cargo Price and Specification guide available to download from www.opel.ie

*Available during 2019.




EXTRAS THAT GET THE JOB DONE RIGHT.

Options



- 1. Roof Flap¹:** Open the roof flap¹ to 40° to make carrying long objects in transit extra simple.
- 2. IntelliGrip^{1,2}:** Keep a sure footing on every surface, whatever the conditions, with extra traction from the IntelliGrip system.
- 3. Tow Hooks¹:** A range of heavy-duty tow hooks makes towing simple and effortless, and each is removable for maximum convenience.
- 4. FlexCargo:** Improve loadspace length, volume and your working space with this versatile option pack.



¹Optional.

²When descending a slope with a gradient of more than 5% and with a vehicle speed below 30 km/h, the system will work to reduce the risk of slipping.

Accessories

- 1. Rubber Floor Mats¹:** Safeguard your carpet from mud, water, road salt, snow or dirt with the robust easy-to-clean rubber mats, designed especially to fit your Combo.
- 2. Base carrier system¹:** The high-quality aluminium Opel base carrier is perfect for strapping on bulkier items or specific attachments such as a roof rack or pipe tube. Includes all necessary mounting materials with no drilling necessary. Must be used in conjunction with roof rails (illustrated), optional at extra cost.
- 3. Window Protection Grilles¹:** Robust protective window grilles protect your vehicle and its cargo from anything that may shift around in the boot.
- 4. Load floor protection¹:** Durable load floors designed to withstand heavy-duty use.

More equipment and accessories can be found at www.opel-accessories.com



Opel Service.

Europe-wide Customer Service.

Throughout Europe, more than 6,000 Opel repair workshops are ready to provide professional and punctual service. As you'd expect, they'll repair your vehicle to the highest standards. More unusually, perhaps, they'll tell you exactly what's been done and why, and they will show any costs involved clearly and concisely.

New Vehicle Warranty.

Opel Automobile Ireland Limited (referred to as 'Opel') guarantees for motor vehicles of its manufacture, that each vehicle is free from defects according to the state of the art for a period of: The first 2 years carry an unlimited mileage warranty. The 3rd year of warranty has a mileage limitation of 100,000km for Passenger Cars & Car derived vans, for Combo, Vivaro and Movano the

limitation is 150,000km. The warranty is valid from delivery from the supplying Opel Distributor or from first registration, whichever occurs first (warranty start date).

Opel Roadside Assistance.

This free-of-charge mobility service is valid for all new Opel vehicles during the first year after the date on which they were first registered or delivered to the customer by the dealer, depending on which date comes first. No matter where you are, the Opel Assistance is there to help. In more than 40 European countries – round the clock. Offering services such as breakdown assistance, towing services, rental car, hotel accommodation or the organisation of onward transportation, e.g. via rail or air (please see programme conditions).

12-year Anti-Perforation Warranty.

Opel provides you with a reliable long-term warranty against perforation, provided you have your vehicle serviced and all necessary inspections performed according to the service booklet.

2-year Warranty for Opel Batteries.

With a 2-year warranty for service-installed Opel original batteries your starting problems are over – even in the coldest winter.

Parts and Accessories Service.

Opel parts and accessories are available at your local Opel Shop, where you'll find everything to make your vehicle more comfortable or to meet your individual needs, as well as expert advice.

Opel on the Internet.

Need instant information? At www.opel.ie you can access a wealth of information on all Opel cars, services, and accessories. Get online for Opel news and product updates.

Recycling.

Information about Design for Recycling, Take-Back points for End of Life Vehicles (ELVs) and the recycling of ELVs can be found on the Opel website www.opel.ie

In case of any questions, please ask your Opel dealer. More information can be found at www.opel.ie

www.opel.ie

Some feature descriptions in this brochure may refer to, and some illustrations may show, optional equipment not included in the standard delivery. The information contained in this brochure was accurate at the time of going to print. We reserve the right to make changes in design and equipment. The colours printed in the brochure only approximate actual colours. Illustrated optional equipment is available at extra charge. Availability, technical features and equipment provided on our vehicles can vary by model. For precise information on the equipment provided on our vehicles, please contact your local Opel dealer. As part of Opel's policy of environmental care, this brochure is printed on paper manufactured using Elemental Chlorine Free pulps from specially farmed, sustainable timber resources.