



2022 | RAM HEAVY DUTY



UP TO 1,075 LB-FT
RAM 3500 AVAILABLE DIESEL TORQUE

37,090-LB MAX TOWING^{1*}

BIG-TIME TOWING

Ram 3500 offers an available best-in-class 1,075 lb-ft of diesel torque² and up to an available best-in-class 37,090 lb of diesel towing (Regular Cab 4x2 DRW)² with the optional Cummins[®] Max diesel towing on Ram 3500 Mega Cab[®] DRW shown is 32,930 lb!¹

*All disclosures can be found on the last page.



7,680-LB GAS PAYLOAD¹

SUPERSIZED PAYLOAD CAPACITY

Ram 3500 hauls up to a hefty 7,680-lb gas payload (Regular Cab 4x2 DRW)¹. Max gas payload on Ram 3500 Mega Cab[®] DRW shown is an impressive 6,630 lb!¹



PARAMOUNT REFINEMENT | LIMITED INTERIOR IN BLACK PREMIUM LEATHER



*FULL-SPECTRUM
TECHNOLOGY*

INNOVATION FOR MILES

Opt for available features like a premium 7-inch Driver Information Display digital cluster with full-color 3D graphics and new Uconnect® 5 NAV with 12-inch touchscreen display and pinch-to-zoom technology.

420 MAX HP | 1,075 MAX LB-FT

THE RAM 2500 AND 3500 ENGINE OPTIONS The available 6.7L Cummins Turbo Diesel I6 engine delivers commanding responsiveness. The 420-hp High Output version is the lineup's most powerful and is paired with the AISIN® 6-speed transmission to offer best-in-class available diesel torque—up to 1,075 lb-ft on Ram 3500². The AISIN delivers seamless shift quality, thanks to a sophisticated transmission controller, a state-of-the-art dual-core processor, a robust ring gear, a large thrust bearing and heat treatments for select components.

The standard output 6.7L Cummins Turbo Diesel I6 yields 370 hp and 850 lb-ft of torque and is teamed with the long-proven 68RFE 6-speed automatic transmission. The 68RFE features an upgraded filtration system and bandless design that helps reduce maintenance requirements. Dual fluid filters, a dual-face torque converter lockup clutch for the 2nd through 6th gears and an integrated Tow/Haul Mode provide an alternative shift schedule.

Whichever powertrain you choose, you'll receive outstanding performance and effortless cold-start ability.

37,090-LB MAX TOWING¹



410 HP | 429 LB-FT

LEGENDARY PERFORMER The 6.4L HEMI V8 boasts best-in-class standard 410 gas horsepower² and robust towing and payload numbers. Variable Valve Timing (VVT) provides consistent power across a wide torque band, and Multi-Displacement System (MDS)/Fuel Saver Technology delivers 4-cylinder efficiencies during highway cruising, along with the interactive Deceleration Fuel Shut-Off (iDFS) feature.

SMOOTH SHIFTING COMES STANDARD The 6.4L HEMI V8 comes mated to the TorqueFlite® 8HP75 8-speed automatic transmission. There are more than 40 individual shift maps to refine shift points for optimal efficiency, performance and drivability. The transmission uses shift-by-wire technology, eliminating a mechanical linkage between the transmission and the gear selector. Ram Heavy Duty uses an innovative rotary shifter mounted on the left side of the instrument-panel center stack.

18,210-LB MAX TOWING¹



SOLID TO THE CORE

THE BACKBONE THAT UNDERPINS THE CAPABILITY If your foundation isn't firm, your truck's performance, capability and even technology won't mean much. That's why the frame on the Ram Heavy Duty was designed to withstand the punishing assignments our drivers demand of it. Strength that endures doesn't mean merely one thing. In a Ram Heavy Duty, it means everything.

THE AVAILABLE CUMMINS® HIGH OUTPUT TURBO DIESEL

This engine gives Ram 3500 Heavy Duty stellar trailering capability: up to an available 37,090 lb¹

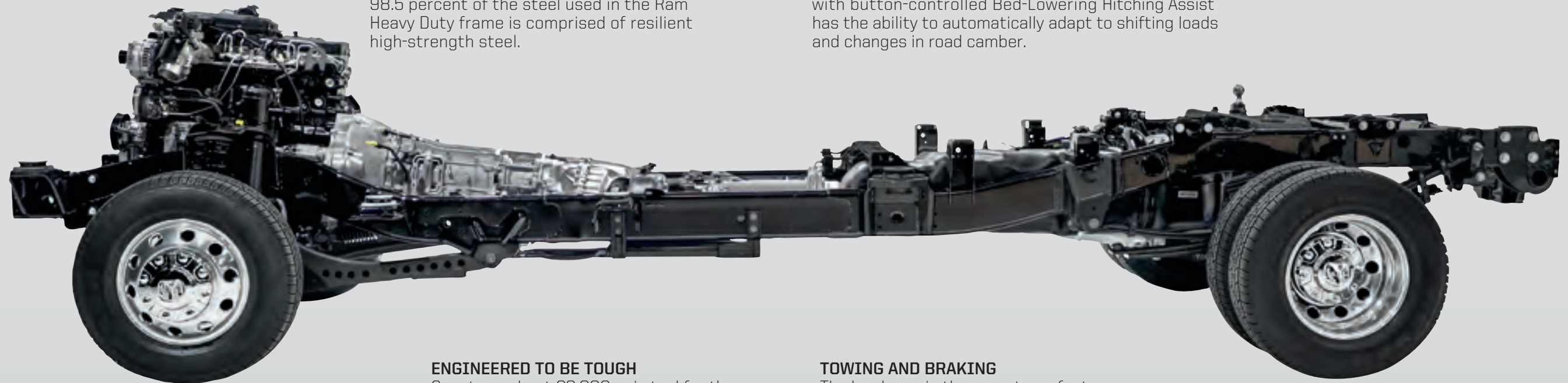
CONVENTIONAL HITCH CAPABILITY Ram 3500 pickup offers up to a jaw-dropping 23,000-lb¹ hitch capacity. For 2500, capability is rated up to 20,000 lb¹

HIGH-STRENGTH STEEL

Durability is built into every Ram Pickup. 98.5 percent of the steel used in the Ram Heavy Duty frame is comprised of resilient high-strength steel.

CLASS-EXCLUSIVE AUTO-LEVEL REAR AIR SUSPENSION²

This available innovative Auto-Level Rear Air Suspension with button-controlled Bed-Lowering Hitching Assist has the ability to automatically adapt to shifting loads and changes in road camber.



REDUCED NOISE, VIBRATION AND HARSHNESS (NVH)

4x4 models feature a 9.25-inch front axle with durable pinion seals, and a refined axle housing helps with NVH levels.

ENGINEERED TO BE TOUGH

Count on robust 63,000-psi steel for the crucial engine crossmember.

TOWING AND BRAKING

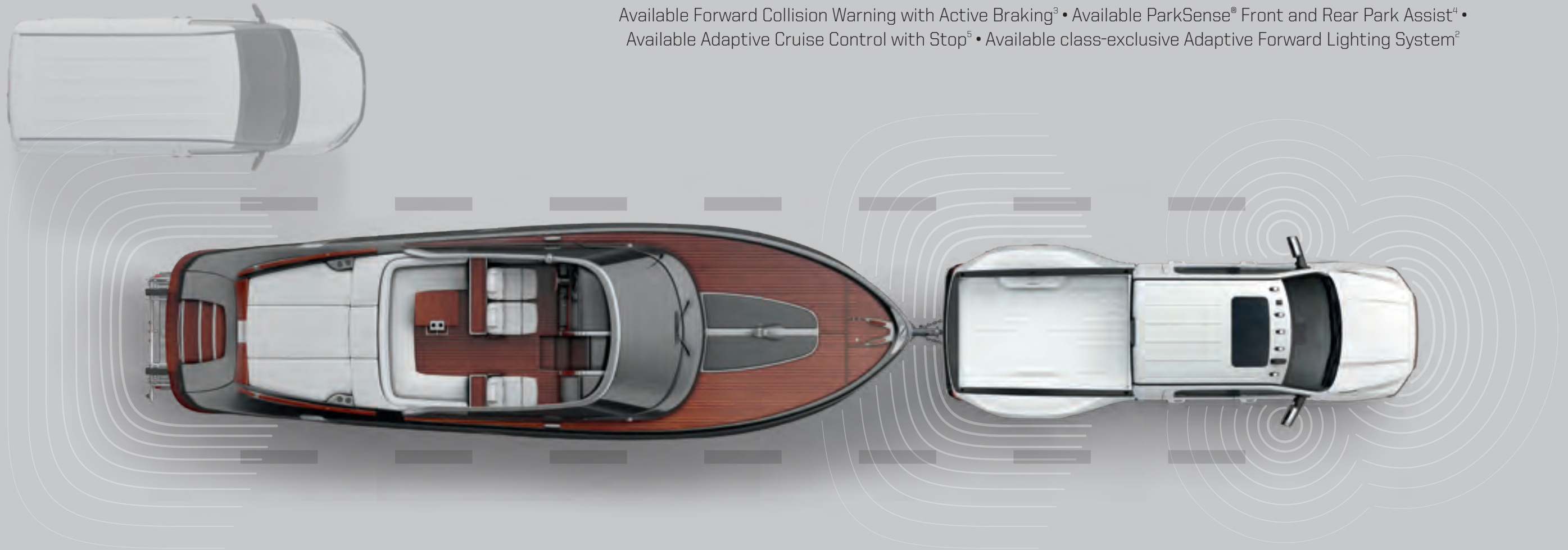
The hardware in these systems features solid components to manage the big max payload and tow ratings.

TUNED SUSPENSION

Ram 2500 includes Frequency Response Damping (FRD) shocks and tough, progressive-rate coil springs.

WE'VE GOT YOU COVERED

Available Forward Collision Warning with Active Braking³ • Available ParkSense[®] Front and Rear Park Assist⁴ • Available Adaptive Cruise Control with Stop⁵ • Available class-exclusive Adaptive Forward Lighting System²



Whether heading to the jobsite, traveling with a loaded trailer or towing your toys, Ram Heavy Duty offers an abundance of standard and available Safety and Security features for long-haul confidence. With dual wide-band radar sensors in the taillamps, the available Blind Spot Monitoring⁶ with Rear Cross-Path Detection⁷ scans blind spots behind the vehicle to help ensure safe maneuvering while automatically sensing and accounting for the length of your trailer. The available LaneSense[®] Lane Departure Warning with Lane Keep Assist⁸ uses a forward-facing camera that can detect your vehicle's position and lane markings on the road. The system helps prevent unintentional lane drift by providing a visual alert before safely guiding the vehicle back into position.



Towing made easy is every truck driver's dream. Ram Heavy Duty makes that dream a reality with available features like Auto-Level Rear Air Suspension with Bed-Lowering Mode, LED hitch lamp and comprehensive Max Tow Package. For those that need serious towing prowess, the available Max Tow Package includes a 30K fifth-wheel hitch, the Fifth-Wheel/Gooseneck Prep Group, Auto-Level Rear Air Suspension, Cargo-View Camera,⁷ Trailer Brake Controller and DOT Safety Kit. The results are remarkable towing of up to 37,090 lb with the gooseneck hitch and up to 30,000-lb towing for fifth-wheel applications.¹

EXPAND YOUR VIEW

Ram Trucks are built to be towing powerhouses, but with available cameras strategically placed around the vehicle, they're also designed to make towing, parking and connecting a trailer easy. The available 12-inch touchscreen radio can deliver views of both sides of your trailer, plus a virtual view of your truck from above. You can also access rear views of your cargo area and the terrain beyond—a real asset if you opt for the Fifth-Wheel/Gooseneck Prep Group. Finally, active guidelines move in tandem with turns of your steering wheel for pinpoint accuracy when backing up to a hitch.



NEW AVAILABLE TRAILER 360° CAMERA SYSTEM.⁷ Opt for this new system that provides a 360° bird's-eye view of the trailer, eases vehicle/trailer maneuvering by providing enhanced visibility of the trailer's surroundings and aids when backing up the trailer in tight spaces. The driver can select to see views of the front, rear, left or right trailer cameras.





AVAILABLE DIGITAL REARVIEW MIRROR. This mirror features an LCD monitor that can provide a real-time video stream from a rear-facing camera. The camera is mounted on the rear of the cab for an unobstructed view and provides a wider field of view versus a traditional mirror. **A new Tow-Mode feature** allows the driver to see behind the trailer or upfit in the mirror. The mirror also functions as a normal reflective mirror with the simple flip of a switch.



SERIOUS PAYLOAD CAPACITY DELIVERED

CLASS-EXCLUSIVE AVAILABLE AUTO-LEVEL REAR AIR SUSPENSION²

With engineering specific to each weight class, the available system features three unique modes. Payload Mode can self-level, automatically adapting to shifting loads and changes in road camber. Trailer-Tow Mode keeps an even rake between trailer and truck. The Bed-Lowering Mode makes trailer hookups easy.



EASY-ACCESS SOLUTIONS



DAMPED TAILGATE AND POWER RELEASE

A strut connecting the rear box pillar to the tailgate serves as a damper, allowing for easy functionality. The tailgate also features an available power-release function; open with the key fob button or via the in-cabin control. Available.



MANAGE YOUR CARGO For additional cargo organization, opt for the available RamBox® Utility Group that includes a stowable bed divider and four adjustable tie-down loops.



BED STEP The available foot-actuated Mopar® Bed Step eases access to the bed and hides out of sight when not in use. Available as a factory-installed option or as a stand-alone Mopar Accessory.



STORAGE OPTIONS EXPANDED Ram Heavy Duty offers the convenient available RamBox Cargo Management System. These storage bins are weatherproof, lockable, drainable, and equipped with internal illumination and a 115-volt/400-watt power outlet in the driver-side bin.



IN-BED LED LIGHTING Controlled by a switch or activated when the unlock button on the key fob is pushed, the available side cargo-bed lights provide convenient illumination.



BED OUTLET When you need power on the go, your Ram Truck is ready. Use the available 115-volt/400-watt power outlet located in the rear of the truck bed to plug in tools, lights or anything else you need to get the job done.




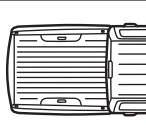
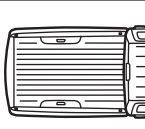
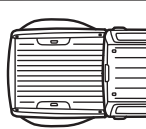
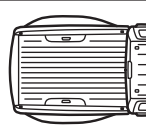




STANDARD SHEETS FIT Opting for the available RamBox System doesn't mean sacrificing precious bed space. You'll still have plenty of room to carry wide cargo, like standard 4x8-foot sheets of building materials.



STAY CONNECTED. The all-new Uconnect® 5 system offers even more connected services and features. Both novice and expert users will enjoy the ease of use. Go to driveuconnect.com for details.

CONFIGURATIONS

	Cabs			Boxes		Boxes, 3500 DRW Only		Seating	
									
	Regular Cab	Crew Cab	Mega Cab®	SRW: 6' 4" Box	SRW: 8' Box	DRW: 6' 4" Box	DRW: 8' Box	40/20/40 Bench	Bucket Seats
2500/3500 Tradesman®	•	•	N/A	Available with Crew Cab	Available with Regular Cab or Crew Cab	N/A	Available with Regular Cab or Crew Cab	S	N/A
2500/3500 Big Horn®/ Lone Star ³	•	•	•	Available with Crew Cab or Mega Cab	Available with Regular Cab or Crew Cab	Available with Mega Cab	Available with Regular Cab or Crew Cab	S	•
2500 Power Wagon®	N/A	S	N/A	S	N/A	N/A	N/A	S	•
2500/3500 Laramie®	N/A	•	•	Available with Crew Cab or Mega Cab	Available with Crew Cab	Available with Mega Cab	Available with Crew Cab	S	•
2500/3500 Limited Longhorn™	N/A	•	•	Available with Crew Cab or Mega Cab	Available with Crew Cab	Available with Mega Cab	Available with Crew Cab	N/A	S
2500/3500 Limited	N/A	•	•	Available with Crew Cab or Mega Cab	Available with Crew Cab	Available with Mega Cab	Available with Crew Cab	N/A	S

• = Available Configuration N/A = Not Available S = Standard Configuration SRW = Single Rear Wheel DRW = Dual Rear Wheel



1 When properly equipped. See dealer for details. 2 Class Based on 250/2500 and 350/3500 pickups. When properly equipped. See dealer for details. 3 This system is an alert system for the front of the vehicle. It is not a substitute for active driver involvement. The driver must remain aware of traffic conditions and be prepared to use the brakes to avoid collisions. 4 Always look before proceeding. An electronic drive aid is not a substitute for conscientious driving. Always be aware of your surroundings. 5 This system is a driver convenience system, not a substitute for active driver involvement. The driver must remain aware of traffic conditions and be prepared to use the brakes to avoid collisions. 6 Always check visually for vehicles prior to changing lanes. 7 Always check entire surroundings visually before proceeding. 8 This system is a driver convenience system, not a substitute for active driver involvement. The driver must remain aware of traffic conditions and maintain control of the vehicle. 9 Lone Star model available only in Texas.

©2021 FCA US LLC. All Rights Reserved. Ram, Mopar, Big Horn, HEMI, LaneSense, Laramie, Mega Cab, ParkSense, Power Wagon, the Ram's Head logo, RamBox, TorqueFlite, Tradesman and Uconnect are registered trademarks, and Limited Longhorn is a trademark of FCA US LLC.

Cummins is a registered trademark of Cummins, Inc. AISIN is a registered trademark of Aisin Seiki Co., Ltd. Facebook and logo are registered trademarks of Facebook, Inc. The Twitter logo is a service mark of Twitter, Inc. Instagram and logo are registered trademarks of Instagram, Inc. YouTube and other marks are trademarks of Google LLC.

About this catalog: since the time of publication, some of the information you'll find in this catalog may have been updated. Ask your dealer for details. Some of the equipment shown or described throughout this catalog may be available at extra cost. Specifications, descriptions, illustrative materials and all competitive comparisons contained herein are as accurate as known at the time this publication was approved. FCA US LLC reserves the right to discontinue models at any time or change specifications without notice or without incurring obligation. Options may be required in combination with other options. For the price of the model with the equipment you desire, or verification of specifications contained here, see your Ram dealer.

RAM.COM

Ram is a registered trademark of FCA US LLC.

74-383-2273 (11/21)

JOIN IN



Join fellow Ram enthusiasts and tell your story by posting comments, participating in discussions, and sharing your photos and videos. Join our community on Facebook, Twitter, YouTube and Instagram.

Explore Ram Life
ram.com/ram-life.html