



NEW
CORTINA
THE HAPPY
MEDIUM



New Ford Cortina. As close to a big car as a small car can get. Roomy and comfortable on the inside, neat and compact on the outside. Carefully designed and engineered to meet the demands and needs of today.

We spent a lot of time and care to discover what you wanted and how you wanted it. And we listened. Carefully.

You told us you liked Cortina's shape and size. So that was something we didn't change, but we contoured a new grille and introduced sporty new wheel trims.

We designed a handsome new European dash. Fitted a deluxe push-button radio into XL and XLE models.

Put in a second steering column control stalk so windshield wiper controls are right at your fingertips. Very convenient.

So are the fully retractable inertia reel front seat belts — standard equipment on all models. We know you'll like the new directional face-level ventilation system too. But the things you can't see are the features that are likely to impress you most. Like Cortina's new precise handling. The smooth, easy four-coil ride that irons out the road ripples.

The in-built strength and rugged dependability. New heavier side-beams absorb road shocks and reduce noise level. A rear anti-sway bar improves cornering and handling through the rough and rugged. In fact, as you read on, you'll discover a whole lot of new comfort and convenience features that come together to make new Cortina outstanding value-for-money in its class.

Illustrated: Cortina XLE with optional passenger side styled exterior mirror.

NEW
CORTINA
THE HAPPY
MEDIUM

Cortina XLE.

It's your own special world.

Picture yourself in those deeply cushioned, reclining corduroy trimmed bucket seats. Lounge back. Way back. Now look around. Deep pile carpeting, padded leather steering wheel, "woodgrain-finish" fascia and door trim, deluxe push-button radio, a centre console unit — and a fully colour keyed interior.

Add to this the finishing details. A clock, map pockets, padded armrests and you're driving a mid-size luxury limousine that makes a lot of common sense.

XLE Standard Equipment Highlights :

250 CID, "six" . . . 3-speed, T-bar Automatic transmission . . . Power-assisted front disc brakes . . . Radial ply tyres . . . Deluxe push-button radio . . . Deep-cushioned, high, backed reclining bucket seats . . . Centre console with armrest, storage bin, electric clock . . . Deep-contoured rear seat with foldaway centre armrest . . . Special luxury-grade vinyl and cloth upholstery . . . Front inertia reel seat belts . . . Deep-pile carpeting . . . "Woodgrain-finish" instrument panel . . . Face-level ventilation system with individual ball vent controls, separate foot level vents . . . 2-speed heater/demister . . . Lockable and illuminated glove box . . . Front and rear floor lights, boot light, interior courtesy lights operated by all doors . . . Instrumentation including tachometer, metric speedometer/odometer, trip meter, fuel, oil and temperature gauges . . . Coat hooks, 3 roof-mounted grab handles . . . Map pockets . . . Bumper over-riders front and rear . . . Colour-keyed wheelcovers . . . Vinyl roof . . . Steering column stalk controls, right hand for turn indicators, lane change, high/low beam, headlight flasher and horn, left hand for 2-speed wipers and 4 jet washers . . . Remote control exterior mirror . . . Leather bound steering wheel . . . Day/Night interior rear view mirror . . . Full length body side moulding with vinyl insert . . . Distinctive grille with rectangular quartz halogen headlights . . . Rear end applique . . . Emblem on rear pillar . . . Combined steering and ignition lock . . . Cigarette lighter . . . Dual-tone horns . . . Electrically heated rear window demister . . . Heavy-duty battery and all Ford Lifeguard Safety features listed on pages 14 and 15.

Options include :


4-speed, all-synchromesh manual transmission.
Sliding sunroof and sports road wheels.
(See back cover for full listing.)

Illustrated opposite: Cortina XLE interior with optional 4-speed floor shift.


Printed August 1975



Remote control rear view mirror.



Heated rear window demister.



Cortina XLE dash.





12 cubic feet luggage capacity.



Articulated windscreen wipers.



Dual column-control stalks.

Cortina XL.

Luxury, and then some.

It's not unusual for people to want all the personal comforts of a big limousine. But it is unusual when they find them in a mid-size car. Cortina XL keeps on surprising people.

Not only for its uncompromising luxury and superb appointments, but the way it rides and feels. Handling is totally Cortina. A sporty 4-speed floor shift moves you. A lively 4-cylinder 2000 cc engine powers you. Precise rack and pinion steering aims you. And four coil suspension irons out all road ripples for a smooth big-car ride.

Illustrated opposite: Cortina XL with optional six cylinder engine and vinyl roof.


Printed August 1975



Fully retractable inertia reel seat belts that move with you.



2-speed heater/demister.



New ball-vent controls.

XL Standard Equipment Highlights :

2000 cc overhead-cam, "four", teamed with all-synchro, 4-on-the-floor transmission and power front disc brakes . . . Deluxe push-button radio . . . Deep-cushioned, contoured and reclining high-backed bucket seats . . . Centre console with armrest and storage compartment . . . Deep-contoured rear seat with foldaway centre armrest . . . Special luxury-grade vinyl upholsteries . . . Deep pile carpeting . . . Woodgrain finish instrument panel . . . Face-level ventilation system with individual ball vent controls, separate foot level vents . . . 2-speed heater/demister . . . Lockable and illuminated glove box . . . Electric clock . . . Coat hooks . . . Interior courtesy light operated by all doors . . . Day/night interior rear view mirror . . . Steering column stalk controls; indicators for lane change, high/low beam, headlight flasher, horn, 2-speed windscreen wipers and washers . . . Bright metal wheel arch mouldings . . . Full wheel covers . . . Combined steering and ignition lock . . . Cigarette lighter . . . Padded door-pull armrests front and rear . . . Front inertia reel seat belts . . . Recessed exterior and interior door handles, and all Ford Lifeguard Safety items, listed on pages 14 and 15.

XL Optional Engines and transmissions :

200 CID "six" with all-synchro 3-speed or 4-speed manual transmissions or T-bar automatic transmission. 250 CID "six" with all-synchro 3-speed or 4-speed manual transmission or T-bar automatic transmission. Other options available are listed on the back page.

Illustrated opposite:

Cortina XL interior featuring reclining front bucket seats with optional cloth trim, optional T-bar automatic transmission and leather-bound steering wheel.





Cortina L interior with optional T-bar automatic transmission.



Power front disc brakes.



Seats recline to any position.

Cortina L. Tell them you bought it for the economy.

You'll have a time convincing your friends Cortina L is the low-priced model.

For the money, Cortina gives you a high level of performance, comfort, and standard appointments.

L Standard Equipment Highlights :

2000 cc 4-cylinder OHC engine teamed with a remote-control, 4-speed, all-synchromesh floorshift . . . Power front disc brakes . . . Contoured, cushioned high-backed reclining bucket seats . . . Contoured rear seat . . . Full carpeting . . . 2-speed heater/demister . . . Face-level ventilation system with individual ball vents and separate foot level vents . . . Lockable glove box . . . Day/night interior rear view mirror . . . Front inertia reel seat belts . . . Interior courtesy lights operated by front doors . . . Steering column stalk controls for turn indicators, lane change, high/low beam, headlight flasher, horn, 2-speed windshield wipers and washers . . . Coat hook . . . Cigarette lighter . . . Heavy-duty battery . . . Styled exterior rear view mirror . . . All Ford Lifeguard Safety features listed on pages 14 and 15.

L Optional Engines and Transmissions :

200 CID "six" with all-synchromesh 3-speed or 4-speed manual transmissions or T-bar automatic transmission. 250 CID "six" with all-synchromesh 3-speed or 4-speed manual transmission or T-bar automatic transmission. Other options available are listed on the back page.





One-piece counter-balanced rear door — 1.81m² load space

Cortina L & XL Wagons.

Who said you can't take it all with you.

When you want to pack it all up and go, Cortina is ready and waiting. The truth is, you can't buy a more accommodating wagon in its class than Cortina. With the rear seat down there's 1.81 cubic metres. With the rear seat up, there's ample room for a big family, and .94 cubic metres of load space.

Standard equipment highlights common to L and XL Wagons:

2000 cc overhead-cam, "four" teamed with all-synchro 4-on-the-floor transmission and power front disc brakes... front inertia reel seat belts... steering column stalk controls for turn indicators, lane change, high/low beam, headlight flasher, horn, 2-speed windshield wipers and washers... Contoured and reclining, high-backed front bucket seats... Wall to wall carpet in passenger compartment... Face level ventilation system with individual ball vent controls, separate foot level vents... 2-speed heater/demister... Cigarette lighter... Courtesy lights... Reversing lights... Exterior rear vision mirror... Day/night interior rear view mirror... Heavy-duty battery.

Additional XL Wagon highlights:

Deluxe push-button radio... "Woodgrain finish" on instrument panel... glove box light... electric clock... fully carpeted load space... styled wheel covers... console with storage bin and package tray between front seats... bright metal mouldings on wheel arches and door glass surrounds.

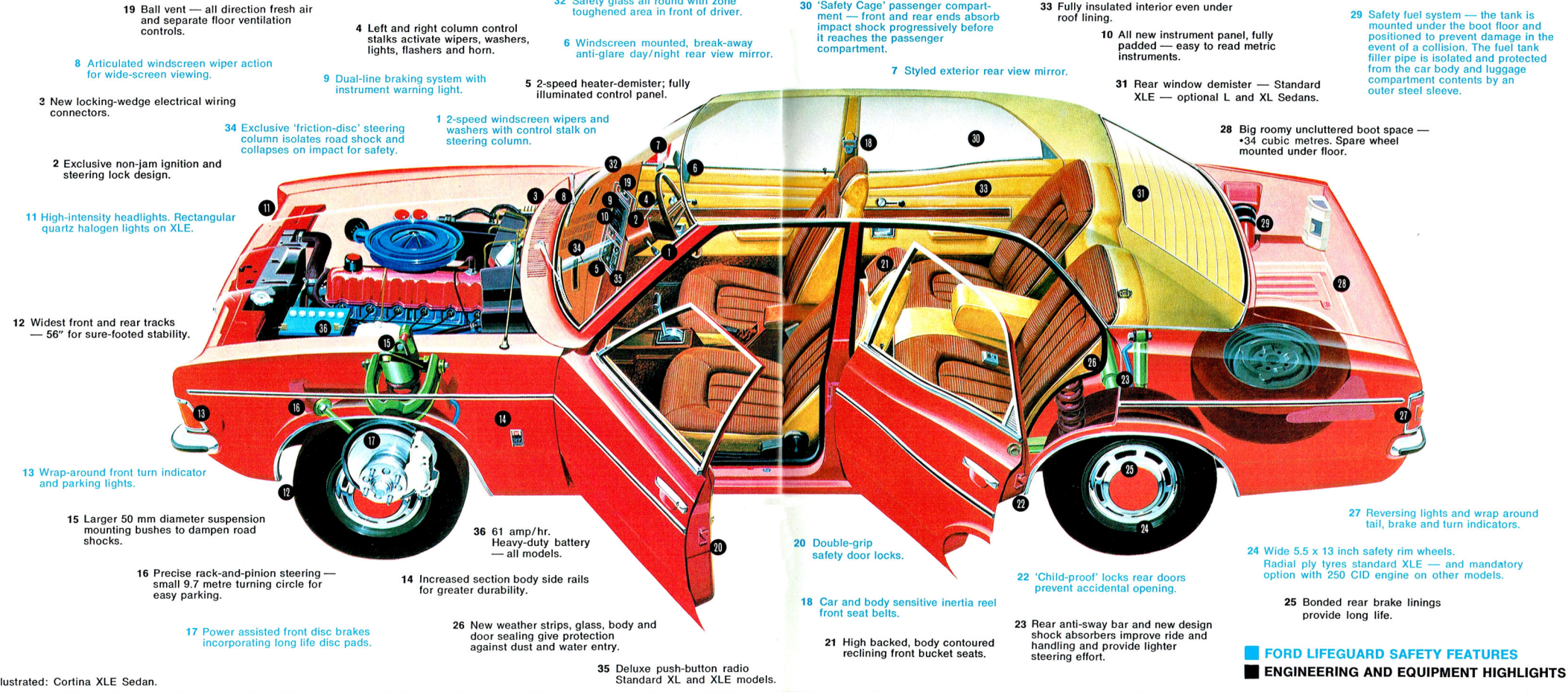
L and XL optional Engines and Transmissions:

200 CID "six" with all-synchro 3-speed or 4-speed* manual transmissions or T-bar automatic transmission. 250 CID "six" with all-synchro 3-speed or 4-speed* manual transmissions or T-bar automatic transmission. Other options available are listed on the back page.

Left foreground: XL Wagon with optional 6-cylinder engine.
Background: L Wagon with optional GS Rally Pack and 6-cylinder engine.

*Not available in 6 cylinder 'L' models.

Printed August 1975



- 19 Ball vent — all direction fresh air and separate floor ventilation controls.
- 8 Articulated windscreen wiper action for wide-screen viewing.
- 3 New locking-wedge electrical wiring connectors.
- 2 Exclusive non-jam ignition and steering lock design.
- 11 High-intensity headlights. Rectangular quartz halogen lights on XLE.
- 12 Widest front and rear tracks — 56" for sure-footed stability.
- 13 Wrap-around front turn indicator and parking lights.
- 15 Larger 50 mm diameter suspension mounting bushes to dampen road shocks.
- 16 Precise rack-and-pinion steering — small 9.7 metre turning circle for easy parking.
- 17 Power assisted front disc brakes incorporating long life disc pads.
- 32 Safety glass all round with zone toughened area in front of driver.
- 6 Windscreen mounted, break-away anti-glare day/night rear view mirror.
- 30 'Safety Cage' passenger compartment — front and rear ends absorb impact shock progressively before it reaches the passenger compartment.
- 7 Styled exterior rear view mirror.
- 33 Fully insulated interior even under roof lining.
- 10 All new instrument panel, fully padded — easy to read metric instruments.
- 31 Rear window demister — Standard XLE — optional L and XL Sedans.
- 29 Safety fuel system — the tank is mounted under the boot floor and positioned to prevent damage in the event of a collision. The fuel tank filler pipe is isolated and protected from the car body and luggage compartment contents by an outer steel sleeve.
- 28 Big roomy uncluttered boot space — 34 cubic metres. Spare wheel mounted under floor.
- 21 2-speed wipers and washers with control stalk on steering column.
- 5 2-speed heater-demister; fully illuminated control panel.
- 34 Exclusive 'friction-disc' steering column isolates road shock and collapses on impact for safety.
- 1 2-speed windscreen wipers and washers with control stalk on steering column.
- 20 Double-grip safety door locks.
- 18 Car and body sensitive inertia reel front seat belts.
- 21 High backed, body contoured reclining front bucket seats.
- 22 'Child-proof' locks rear doors prevent accidental opening.
- 23 Rear anti-sway bar and new design shock absorbers improve ride and handling and provide lighter steering effort.
- 24 Wide 5.5 x 13 inch safety rim wheels. Radial ply tyres standard XLE — and mandatory option with 250 CID engine on other models.
- 25 Bonded rear brake linings provide long life.
- 27 Reversing lights and wrap around tail, brake and turn indicators.
- 36 61 amp/hr. Heavy-duty battery — all models.
- 14 Increased section body side rails for greater durability.
- 26 New weather strips, glass, body and door sealing give protection against dust and water entry.
- 35 Deluxe push-button radio Standard XL and XLE models.

Illustrated: Cortina XLE Sedan.

FORD LIFEGUARD SAFETY FEATURES
ENGINEERING AND EQUIPMENT HIGHLIGHTS

The closer you look the better it looks

Inside, outside, underneath. Wherever you look you'll find the kind of features and attention to detail that puts new Cortina in a class of its own. It's built strong and it's built right. We engineered stronger side rails for greater durability. Increased the diameter of mounting bushes, to soak up bumps and thumps and isolate the passenger compartment from road noise. Improved handling with the combination of a new rear anti-sway bar, higher spring ratings and new design shock absorbers. Very careful changes, that make so much sense in terms of ride, handling and dependability.

Dimensions/Capacities . . .

Sedans:

- Overall — length (a) 167.7" (4260 mm)
- width 67.1" (1706 mm)
- height (b) 51.8" (1315 mm)
- Wheelbase 101.5" (2578 mm)
- Track — front 56.0" (1422 mm)
- rear 56.0" (1422 mm)
- Turning circle 31.8 ft. (9.7 m)
- Ground clearance 5.8" (147.3 mm)
- Fuel Tank capacity 12.0 gals. (54 litres)
- Luggage capacity 12.0 cu. ft. (.34 m³)

Wagons:

- Overall — length 171.6 (4361 mm)
- height 52.2" (1325 mm)
- Load capacity — to front seat 33.2 cu. ft. (.94 m³)
- to rear seat 63.8 cu. ft. (1.81 m³)

NOTE: All dimensions above, except (a) and (b) are identical for Sedans and Wagons.

| ENGINE AND TRANSMISSION AVAILABILITY | | | | L | XL | XLE |
|--------------------------------------|----------------------------|------|-----|-----|----|-----|
| COMBINATIONS | | L | XL | XLE | | |
| 2000 OHC 4 CYL. | All-Synchro 3-speed manual | NA | NA | NA | | |
| | All-synchro 4-speed manual | Std | Std | NA | | |
| | T-Bar Automatic | Opt | Opt | NA | | |
| 200 CID 6 CYL. | All-Synchro 3-speed manual | Opt | Opt | NA | | |
| | All-synchro 4-speed manual | Opt* | Opt | NA | | |
| | T-Bar Automatic | Opt | Opt | NA | | |
| 250 CID 6 CYL. | All-Synchro 3-speed manual | Opt | Opt | NA | | |
| | All-synchro 4-speed manual | Opt* | Opt | O/R | | |
| | T-Bar Automatic | Opt | Opt | Std | | |

| TYRES | 2000 OHC | | 200 CID 6 | | 250 CID 6 | |
|----------|----------|-------|-----------|-------|-----------|-------|
| | Sedan | Wagon | Sedan | Wagon | Sedan | Wagon |
| A78L BSW | Std | NA | NA | NA | NA | NA |
| A78L WSW | Opt | NA | NA | NA | NA | NA |
| B78L BSW | NA | Std | Std | Std | NA | NA |
| B78S BSW | NA | NA | NA | NA | O/R* | O/R |

O/R* means not available on XLE Sedan.

| ENGINE SPECIFICATIONS | 2000 OHC | 200 CID | 250 CID |
|----------------------------------|-----------|-----------|-----------|
| Displacement — Cubic Centimetres | 1998 | 3280 | 4100 |
| Bore/Stroke — Inches | 3.56/3.02 | 3.68/3.13 | 3.68/3.91 |
| Compression Ratio | 9.2:1 | 9.1:1 | 9.3:1 |
| Carburettion | 2 Barrel | Single | Single |

*Not available on 'L' model Wagons.

| RADIAL PLY | 175 SR13 BSW | | BR70 H13 BSW | |
|------------|--------------|---|--------------|---|
| | O | O | O | O |
| | O | O | O | O |
| | O | O | O | O |

O* means mandatory option with 250 CID 6 cyl. engine.

| BRAKES | L | XL | XLE |
|-----------------------------------|--------------------------------------|----------|----------|
| | Front — 9.8" diam. Power disc brakes | Standard | Standard |
| Rear — 9" diam. Power drum brakes | Standard | Standard | Standard |
| Dual line safety system | Standard | Standard | Standard |

Code for charts opposite: **NA** means Not Available, **Std** means Standard Equipment, **Opt** means Optional at extra cost, **O/R** means Optional at reduced cost.

Something extra...

| ITEM | | L | | XL | | XLE |
|--|--|-------|-------|-------|-------|-------|
| | | Sedan | Wagon | Sedan | Wagon | Sedan |
| 1. GS Rally Pack (a) | | O | O | O | O | NA |
| 2. Sports Road Wheels (mag type) | | O | O | O | O | O |
| 3. L.H. styled Exterior mirror | | O | O | O | O | O |
| 4. Remote control ext. mirror (R.H.) | | O | O | O | O | Std |
| 5. Leather-bound sports steering wheel | | O | O | O | O | Std |
| 6. Tinted/laminated windscreen | | O | O | O | O | O |
| 7. Push-button radio | | O | O | Std | Std | Std |
| 8. Heated rear window demister | | O | NA | O | NA | Std |
| 9. Sliding Steel Sunroof (b) | | O | NA | O | NA | O |
| 10. Styled full wheel covers | | O | O | Std | Std | Std |
| 11. Vinyl Roof — Black, Brown, Beige | | O | NA | O | NA | Std |
| 12. White Painted Roof | | O | NA | O | NA | O |
| 13. Cloth seat trim | | NA | NA | O | NA | Std |
| 14. Body protection group (c) | | O | NA | O | NA | Std |

Code for above: **O** means optional at extra cost, **Std.** means standard equipment. **NA** means not available,

NOTE: (a) GS Rally Pack consists of: Unique Wheel Treatment, Leather-bound Sports Steering Wheel, Tachometer, L.H.S. Rear View Mirror, Simulated Leather Gear Shift Knob, Vinyl Body-Side Stripes, Halogen Headlights.

(b) A vinyl roof cannot be specified with a sliding sunroof.

(c) Body protection group includes full length side protection strips, and front and rear bumper over-riders.




Push-button radio ('L' model option)



Sliding Steel Sunroof.



Sports road wheels with std. locking nut.



Sports steering wheel and GS dash.

WARRANTY: Ford* warrants with respect to each new passenger or light commercial vehicle sold by Ford that for a period of 12 months or 20,000 kilometres (whichever first occurs) from the date of original retail sale Ford will repair or replace free of charge any part of such vehicle (except tyres) found to be defective in factory materials or workmanship under normal use and operation within Australia PROVIDED THAT:

(i) the vehicle has been properly used, operated, maintained and cared for, and, (ii) the repair or replacement is carried out by an authorised Ford Dealer.

*"Ford" means Ford Sales Company of Australia Limited.

The illustrations and information set out in this brochure were correct when approved for printing. However, Ford Motor Company of Australia Limited and/or Ford Sales Company of Australia Limited reserves the right to discontinue or change at any time, the specifications and/or the design of any or all of the vehicles illustrated or described in this brochure without incurring any obligations. Some features shown or described are optional at extra cost. Some options are required in combination with other options. Always consult your authorised Ford Dealer for the latest, most complete information on models, features, options, specifications, prices and availability.

FORD MOTOR COMPANY OF AUSTRALIA LIMITED. 1735 Sydney Rd, Campbellfield, Vic.
FORD SALES COMPANY OF AUSTRALIA LIMITED. 1733 Sydney Rd, Campbellfield, Vic.

Below: Cortina XL with optional GS Rally Pack and sunroof.

FORD CORTINA



Printed August 1975

