




**Explore the
big country**




**Ford
F100
4 Wheel
Drive**



From highway to hillside, driveway to dockside — Ford F100 4-Wheel drive takes Australia in its stride. For the farmer, fisherman, hunter and miner — it's the "big country" machine.

F100 4-Wheel Drive. Try it for size. Brute strength from a V8 engine. 4-Wheel drive toughness.

It's the rakish, rugged and reliable machine with comfort up front and good load space behind. Discover F100 4-Wheel Drive — the way to explore the big country.



The XLT pack includes:

• AM Mono push-button radio • Loop pile carpet • Houndstooth pattern cloth seat inserts • White vinyl tonneau cover • White roof • Front bumper overrides • Steel spoked wheels • Rear step bumper • Lowline "Swinglok" exterior rear view mirrors • XLT badges. • Bodyside protection mouldings • Bright windshield and rear window surrounds • Bright drip rails, wheels arch, rocker panel and tailgate mouldings.

F100 4-Wheel Drive Specifications

Engine: 4.9 litre (302 CID) V8 with 4 Venturi carburettor.

Transmission: 4-speed floorshift with synchromesh on 2nd, 3rd and 4th. SAE Pattern 6 bolt opening on right hand side.

Transmission Ratios (to 1): 6.69; 3.34; 1.66; 1.00; Reverse 8.26.

Clutch: Twin dry plate 241mm, (9.5 in) diameter, diaphragm pressure plate, hydraulic actuation.

Brakes: Dual line, power-assisted hydraulic. 293mm (11.54 in) front disc brakes and 280mm x 57mm (1.1 in x 2.25 in) rear self-adjusting drum brakes.

Front Suspension: Coil springs with shock absorbers.

Rear Suspension: Leaf springs with shock absorbers and stabilizer bar.

Front Axle: Dana 44 — 7F full floating ratio — 4.09:1 Manual locking-hubs.

Rear Axle: Ford semi-floating ratio — 4.1:1

Wheels: 15 x 6JK, 5 stud standard
15 x 8 Steel spoke 5 stud wheels standard with XLT option pack.

Tyres: 7.00 x 15 x 8 PR, all purpose lugread pattern standard. 10 x 15 LT all purpose lugread standard with steel spoke wheels on XLT pack.

Approximate kerb weights:

2972mm styleside — 1871 kg (4124lb)

3380mm styleside — 1947 kg (4293lb)

3380mm chassis cab — 1757 kg (3873lb)

Fuel Tank Capacity: 72 litres (16 gallons).

Wheelbase: 2972mm (117 in) or 3380mm (133 in).

Please Note:

All capacities, measurements and dimensions quoted herein are approximate only.

The illustrations, information and specifications presented and referred to herein were correct at the time this publication was approved for printing. However, Ford Motor Company of Australia Limited and/or Ford Sales Company of Australia Limited reserve(s) the right, subject to the laws of Australia and/or any applicable State or Territory thereof and/or the regulations of any competent authority which may apply from time to time, at their or its discretion, and without notice, to discontinue or change the specification or design of the products referred to herein and any options therefor at any time without incurring any liability whatsoever to any purchaser thereof. Some of the items illustrated or referred to herein are optional at extra cost. Some options may be required in combination with other options. Always consult your Ford Dealer for the latest information on models, specifications, features, prices, options and availability.



Ford Motor Company of Australia Limited
Ford Sales Company of Australia Limited
1735 Sydney Road, Campbellfield, Victoria

FORD TRUCKS

