



Explorer.



Ford Explorer.
A more Intelligent 4WD.



Explorer XLT. Shown in Deep Emerald Green, with optional roof racks.

Until now, the 4WD concept has been locked in a technological time warp.

Ground-breaking Explorer revolutionises it, computerises it, civilises it. On-road or off-road you don't miss a

beat. Because as the terrain changes, V6 Explorer's advanced Control Trac 4WD system is designed to instantly and automatically adjust the amount of power applied to the front and rear wheels as needed.


Now if you think that's smart, you're right. The advanced Ford Control Trac 4WD system is a good reason to check the IQ of any 4WD you're thinking about buying. But we can save you the trouble. The fact is there isn't

another 4WD around that's as intelligent as the Ford Explorer. And that's one of the reasons why Explorer is the world's best selling 4WD. Explorer may be new to Australia, but it's already made a lot of friends in 60 countries.

Explorer is the only 4WD with an electronic 5-speed automatic transmission (optional on XL and XLT, standard on Limited).

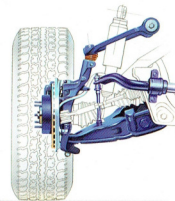


The standard engine for Explorer XL and XLT is a 4.0 litre OHV V6 engine generating 119 kW of power and 305 Nm of torque. The optional drivetrain (standard on Limited) comprises 5-speed automatic transmission with Ford's 4.0 litre SOHC V6 engine which produces 153 kW of power and 339 Nm of torque.



Versatile Control Trac gives you Auto, 4WD High and 4WD Low settings.

The Short and Long Arm (SLA) front suspension, with each front wheel suspended by an upper and lower control arm, heavy duty shock absorber, stabiliser bar and torsion bar, delivers a smooth, car like ride. Limited slip rear differential is standard on all models.



Explorer XLT Shown in Dark Lapis Metallic Blue, with optional roof racks.



It's so Intelligently engineered.

Explorer's advanced electronic Control Trac 4WD system is better than part-time 4WD or full-time 4WD, because Control Trac gives you the best of both worlds. In normal conditions, the power split is 96% rear wheels,

4% front wheels. The instant Control Trac's electronic sensors detect the rear wheels are slipping, Explorer transfers more power to the front wheels.

Control Trac can make the difference between

getting bogged or not. Often, in a part-time 4WD vehicle, by the time the driver reacts and engages 4WD it's too late.

If required, you can switch to "4WD HIGH", with a minimum 34% of torque being distributed to the front.

This will automatically increase to 100% as required. Alternatively, for challenging conditions, select "4WD LOW" and the Explorer will run more comfortably when driving over very rough or rocky terrain.



Convenient Cruise Control, (standard on XLT and Limited).



Stereo audio system, 6-stack CD player and climate control. (Standard on Limited).



Explorer Limited's leather-trimmed power front seats.



Tilt adjustable steering wheel a comfort feature on XLT and Limited models.



All Explorer models offer cup holder convenience.



The switch for Explorer's advanced Control Trac 4WD system.



Controls for power windows and side mirrors (XLT and Limited), and seat memory (Limited only).



Explorer's versatile 60/40 split fold rear seat is great for accommodating outward items.

Explore the range and be surprised.



Explorer XL. Shown in Toreador Red.

All three Explorer models have a lot in common. Like Ford's amazing Control Trac 4WD system, a powerful 4.0 litre V6 engine, anti-lock braking system (ABS), air conditioning and dual airbags. And Explorer XL, the most

affordable model, delivers a surprisingly high level of features and equipment.

You'll find that all up it's an extremely comprehensive package. Explorer XL gives you air conditioning, power lock

and pinion steering, premium cloth trim, a great sounding AM/FM stereo radio/cassette player (including a rear radio control with auto transmission) and solar tint side and rear glass with a protection rating of UPF 15+.

Moving up to Explorer XLT will give you, in addition: cruise control, power door locks, 6-way adjustable power front seats, power windows, alloy wheels, power door mirrors and more. However, for the ultimate Explorer...



Go anywhere, take anything - Explorer's versatile load space.

The Limited's Automatic Ride Control lowers ride height at highway speeds...



Ride Height approx. 195mm

...and enables you to increase it in difficult terrain.




Ride Height approx. 245mm



Explorer Limited. Shown in 3 Coat Ivory.

Explorer Limited, a masterpiece of style and luxury, is completely at home in the most civilized environment as well as in the most challenging off-road situations.



The Limited.
The ultimate Explorer.

Explorer Limited combines outstanding off-road capabilities with all the comfort and appointments of a luxury sedan, including leather upholstery, power sunroof, 6-stack CD player, automatic headlights on/off, 3-position

seat memory and automatic climate control.

Limited also has Ford's electronic Automatic Ride Control system (ARC). On-road and when stationary, Explorer sits lower for enhanced ride and drive (also

aiding vehicle entry and exit). To increase ride height in difficult conditions, simply select 4WD High or Low.

The ARC system automatically adjusts vehicle height to three different levels depending on the Control Trac mode

selected and the vehicle speed. Electronically controlled shock absorbers with firm and soft modes enhance ride quality and driving feel. ARC has a full-time load levelling feature which compensates for changes in vehicle loads.

Safety and security.

Ford Explorer has a range of advanced safety features that rival those you'd find on a passenger car. Chief among them are Explorer's front-end crush management system, side impact door beams, 4-wheel disc brakes, ABS and the

standard airbags for driver and front passenger.

Engineering initiatives like Control Trac, Automatic Ride Control (Limited only) and Explorer's powerful 4.0 litre engine are also significant contributors to primary safety.

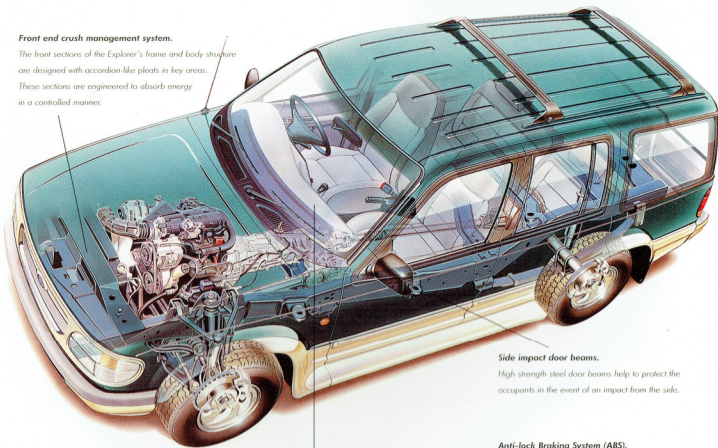
Dual airbags.

Explorer is equipped with airbags for the driver and left front passenger. Sensors in the vehicle detect the severity of an impact. If the collision meets the criteria for deployment, the driver and passenger airbags will be activated.



Front end crush management system.

The front sections of the Explorer's frame and body structure are designed with accordion-like pleats in key areas. These sections are engineered to absorb energy in a controlled manner.



Side impact door beams.

High strength steel door beams help to protect the occupants in the event of an impact from the side.

Anti-lock Braking System (ABS).

The standard Anti-lock Braking System helps you to maintain steering control in most braking circumstances. ABS is also designed to interact with the Control Trac system to improve braking efficiency and maximise traction.



Structural, composite cross-car beam.

This beam is mounted beneath the instrument panel and extends across the width of the vehicle and is designed to play a key role in absorbing impact energy and contributing to occupant protection.



Three-point safety belts.

All outboard seating positions are equipped with lap/seat seat belts. The rear centre seating position has a lap belt.

Specifications.

	XL	XL ^T	LIMITED
119 kW 4.0 litre fuel injected V6 engine	S	S	-
153 kW 4.0 litre SOHC fuel injected V6 engine	O	O	S
5-speed manual transmission	S	-	-
5-speed auto transmission	O	O	S
Control Trac 4WD system	S	S	S
Limited slip rear differential	S	S	S
Automatic Ride Control	-	-	S
4-wheel power disc brakes	S	S	S
ABS (Anti-lock Braking System)	S	S	S
15 x 7 in. alloy wheels	-	S	S
Power rack and pinion steering	S	S	S
Driver and front passenger airbags	S	S	S
Air conditioning, manual control	S	S	-
Automatic climate control air conditioning	-	-	S
Rear heating ducts	-	-	S
Power sunroof	-	-	S
Cruise control	-	S	-
Leather upholstery	-	-	S
Premium cloth upholstery	S	S	-
Power door locks	-	S	-
Power door locks with keyless entry	-	-	S
Power lift gate lock/unlock button	-	S	S
Power door mirrors	-	S	S
Power windows front and rear	-	S	S
6-way power adjustable front seats	-	S	S
Power lumbar adjustment on front seats	-	S	S
3-position memory on driver's seat	-	-	S
4-way adjustable front head restraints	-	-	S
60/40 split folding rear seat back	S	S	-
Black leather steering wheel	-	S	-
Colour-keyed leather steering wheel	-	-	S
Front overhead console	-	-	-
Solar tint side and rear glass	S	S	S
2-speed wipers with intermittent control	S	S	S
Warning lamps for: brake system fail, ABS, fuel level, park brake on, airbag readiness, seat belt reminder, door/lift gate ajar, battery voltage, engine check	S	S	S
AM/FM stereo radio/cassette	S	S	S
6-stack CD player [#]	O	O	S
Fully carpeted interior	S	S	S
4 cup holders	S	S	S
Roof console with deluxe map/reading light	-	-	-
Heated rear window/rear window wiper/washer	S	S	S
Odometer, tachometer, digital clock	S	S	S
Oil pressure, battery voltage gauges	S	S	S
Headlights on and key-in-ignition warning chimes	S	S	S
Driving lights	S	S	S
Roof rack	-	-	S
Running board	-	-	S

S = standard; O = optional; - = not available

[#]153 kW engine and 5-speed auto transmission fitted as a combination

[#]Fitted by your Authorised Ford Dealer.

Ford Approved Accessories.

Explorer XL, XLT and Limited are superbly equipped vehicles by any standard. With Ford Approved Accessories, you can add an extra

touch of style, protection or convenience. When Ford Approved Accessories are fitted to your new Explorer prior to vehicle delivery,

they are covered by the Ford 24 month/50,000 km Express New Vehicle Warranty.



Headlamp Guards meet Australian Design Rules. Bonnet Protector helps to protect against stone chips.



Third row seat accommodates 2 children up to 38kg. Styled and trimmed to match vehicle interior. Conforms to Australian Design Rules. (Avail. March 97)



Alloy Bull Bar crash-tested and designed to be airbag compatible. Features include driving lamp mounts. (Avail. March 97)



6-stack CD changer with fully integrated wiring, tamper-proof screws for security and childproof lock. (Standard on Limited.)



Load area cargo liner designed to protect the floor of your Explorer from damage and keep it looking great.



Heavy duty, plush pile Carpet Mats help protect your Explorer carpet from wear and soiling. Anti-slip backing.

An ownership experience you're going to love.

FORDcare



Fordcare is a whole range of

programs, products and services designed to make Ford owners the most satisfied motor vehicle owners in Australia. The well-being of your Ford is supported by these warranties and services:



The Ford 24 month/50,000 km Express New Vehicle Warranty.*

Covers your Ford against defects in factory materials or workmanship for the first 24 months or 50,000 km – whichever occurs first. When fitted at or prior to the time of vehicle delivery, Ford Approved Accessories are also covered by the Ford 24 month/50,000 km Express New Vehicle Warranty.

Five Year Perforation Corrosion Warranty.*

Covers the original vehicle's body against perforation corrosion for the first five years of its life.



Lifelong Panel Warranty.*

Covers replacement of outer body panels against perforation corrosion for the life of the vehicle.



Ford Customer Assistance Centre.

We're always happy to hear from you and you will find us responsive to your needs. Customer Assistance Centre – Call 1800 333 306 (TOLL FREE), in Melbourne call 9359 7023.



Ford Credit Financial Services.

Red Carpet Options is available to approved applicants of Ford Credit Australia Limited. Enquire at your Authorised Ford Dealer.



Fleet Communication Centre.

Our Fleet Communication Centre is available to assist fleet customers with information on Ford products and services. Telephone 1800 673 207.

Further information on these warranties and services may be obtained from your Authorised Ford Dealer.



Have you driven a Ford ... Lately?

*Conditions apply.


This brochure is designed to provide you with a general introduction to the Ford Products (including available optional equipment) referred to, and should be read in conjunction with the latest specification sheet. Because of changes in conditions and circumstances Ford* reserves the right, subject to all applicable laws, at any time, at its discretion, and without notice, to discontinue or change the features, designs, materials, colours and other specifications and the prices of their products, and to either permanently or temporarily withdraw any such products from the market without incurring any liability to any prospective purchaser or purchaser. The latest specification sheet should be referred to for information on the availability, ordering and use of optional equipment. Always consult an Authorised Ford Dealer for the latest information with respect to features, specifications, prices, optional equipment and availability before deciding to place an order. *FORD MOTOR COMPANY OF AUSTRALIA LIMITED, (A.C.N. 004 116 223) Registered Office: 1735 Sydney Road, Campbellfield, Victoria 3061, Australia. Printed November 1996. FCL 6492




EXPLORER COLOUR RANGE



Campari Red
(Solid)



Raven Black
(Solid)



Evergreen Frost
(Metallic)



Pacific Green
(Metallic)



Charcoal Green
(Metallic)



Toreador Red
(Metallic)



Light Blue Denim
(Metallic)



Wedgewood Blue
(Metallic)



Deep Graphite
(Metallic)

Oxford White
(Solid)

INTERIOR TRIM COMBINATION

EXTERIOR COLOUR \ INTERIOR COLOUR	XL & XLT SPORTS CLOTH TRIM		LIMITED LEATHER TRIM	
	MEDIUM GRAPHITE	MEDIUM PRAIRIE TAN	MEDIUM GRAPHITE	MEDIUM PRAIRIE TAN
OXFORD WHITE	✓	✓	✓	✓
RAVEN BLACK	✓			
TOREADOR RED	✓	✓		
LIGHT DENIM BLUE	✓			
EVERGREEN FROST	✓	✓		
WEDGEWOOD BLUE	✓			
PACIFIC GREEN	✓	✓		
DEEP GRAPHITE	✓			
CAMPARI RED	✓	✓		
CHARCOAL GREEN			✓	✓

PLEASE NOTE: The paints, colours, trims, combinations and information described, depicted and referred to in this selector are to be used only as a general guide in the selection of a vehicle. Vehicle paint colours will differ in varying degrees from those depicted herein.

Ford Motor Company of Australia Limited reserves the right at any time and without notice to discontinue or change the specifications, descriptions, colours and designs of the paints, colours, trims and combinations thereof as described and referred to herein, to add or delete any paint colour, trim or combination thereof to or from the range described or referred to herein and to temporarily suspend or restrict the use of any paint colour, trim or combination thereof listed or referred to herein without incurring any liability whatsoever for so doing.

Always consult your Authorised Ford Dealer for the latest information on the availability of paints, colours, trims and combinations before deciding to place an order for a vehicle.

PRINTED DECEMBER 1997
PDJA

Ford Explorer Specifications

FEATURES:	XL	XLT	Limited	FEATURES:	XL	XLT	Limited	FEATURES:	XL	XLT	Limited
MECHANICAL				SAFETY AND SECURITY (cont)				INTERIOR (cont)			
4.0 litre OHV EFI V6	•	•		Grab handles front and rear (on out-board seats)	•	•	•	Digital clock	•	•	•
4.0 litre SOHC EFI V6			•	EXTERIOR				Rear radio controls			•
5 speed manual transmission	•	•		High mounted stop light (rear)	•	•	•	CFC-free air conditioning	•	•	•
5 speed electronic control automatic transmission			•	Chrome grille	•	•		4 speed booster fan	•	•	
Long and short arm front suspension	•	•	•	Grille insert area Argent colour	•	•		8 speed booster fan			•
Front stabiliser bar	•	•	•	Grille and insert area body colour			•	Automatic climate control			•
Limited slip rigid rear axle	•	•	•	Grey upper bumper colour	•	•		Rear heater/cooling ducts			•
Rear stabiliser bar	•	•	•	Body colour upper bumper colour			•	Power sunroof (f)			•
Adaptive suspension/automatic ride control			•	Chrome bumper centre	•	•		Intermittent wipers	•	•	•
Heavy duty gas shock absorbers	•	•	•	Body colour bumper centre			•	Intermittent rear wiper	•	•	•
Power assisted steering	•	•	•	Black windscreen moulding	•	•	•	Dual windscreen wiper/washers	•	•	•
Four wheel disc brakes	•	•	•	Blackout B pillar	•	•	•	Power windows			•
Traction control (control trac 4x4)	•	•	•	Blackout D pillar	•	•	•	Power window lockout		•	•
				Rocker Tu-tone		•		Power door locks		•	•
SAFETY AND SECURITY				Grey colour bodyside protection mouldings		•		Remote entry			•
Driver and front passenger air bag	•	•	•	Body colour bodyside protection moulding			•	Illuminated entry and delay	•	•	•
Anti-lock brakes	•	•	•	Stylish bodyside pin striping		•	•	Driver footrest	•	•	•
Seat belt web grabbers (on out board seats)	•	•	•	Wheel arch extensions	•	•	•	60/40 split rear seat	•	•	•
Smart tint side and rear glass	•	•	•	Rocker panel mouldings	•	•	•	Tilt adjust steering		•	•
Dual horns	•	•	•	Rear mud flaps	•	•	•	Small storage box between front seats	•	•	
Front and rear door reflectors	•	•	•	Running boards			•	Centre console storage	•	•	•
Seat belt warning chime	•	•	•	Body coloured door handles	•	•	•	Front overhead console			•
Anti submarining front seats	•	•	•	Driving lights	•	•	•	Front door map pockets driver/passenger		•	•
Panic security alarm			•	Front and rear tow hooks	•	•	•	Seat back pockets	•	•	•
Brake system fail, parking brake, seat belt, door/liftgate ajar warning lights	•	•	•	15"x7" styled steel wheels	•			Manual seat adjustments	•		
Auto headlamp on/off			•	15"x7" cast alloy wheels (h)		•		Power lumbar adjustment driver/passenger			•
Battery saver (auto lights off)	•	•	•	15"x7" luxury cast alloy wheels (h)			•	Three position memory on driver seat			•
Head light warning chime	•	•	•	P235/75 R 15 Firestone				Six way driver power seat adjust		•	•
Key-in-ignition warning chime	•	•	•	Wilderness AT tyres (All-Terrain)	•	•	•	Power rear exterior mirrors		•	•
Retractable cargo cover		•	•	Trailer tow preparation package	•	•	•	Leather wrapped steering wheel		•	•
Luggage compartment cargo tie downs	•	•	•	INTERIOR				Lower carpet on door trims		•	•
Skid plate cover over fuel tank	•	•	•	Premium 80 watt AM/FM radio/cassette CD compatible with 4 speakers	•	•	•	Sports cloth seat trim	•	•	
Skid plate cover over transfer case	•	•	•	CD player (6 stacker)			•	Leather trim			•
				Cruise Control		•	•	Leather door trim panels			•
				Tachometer	•	•	•	Roof rack			•
				Oil pressure gauge	•	•	•	16oz deluxe carpet	•	•	
				Battery gauge	•	•	•	18oz luxury carpet			•
								Front door puddle lights		•	•
								Power outlet 12 volt	•	•	•

HAVE YOU DRIVEN A FORD . . . LATELY?

FORD EXPLORER



Ford Explorer Specifications

FORD EXPLORER

Engine	XL/XLT 4.0 LITRE V6 OHV	LIMITED 4.0 LITRE V6 SOHC
Bore & stroke (mm)	100.3 x 84.3	100.4 x 84.4
Cylinder head	OHV	SOHC
Displacement (cc)	3997	4011
Compression ratio	9.0:1	9.7:1
Fuel system	Electronic Fuel Injection	
Fuel (octane rating)	91	91
Max power output DIN kW/rpm	119/4200	153/5000
Max torque DIN Nm/rpm	305/2800	339/3000
Cylinders	V6	V6

Steering

Power assisted, rack and pinion lock to lock (turns)	3
Minimum turning circle (metres)	12.4 kerb to kerb
Steering ratio	17:1

Dimensions	XL	XLT	LIMITED
------------	----	-----	---------

Exterior (mm)

Overall length	4788	4788	4788
Overall height	1717	1717	1717
Overall width	1874	1874	1874
Wheelbase	2832	2832	2832
Front track	1494	1494	1494
Rear track	1486	1486	1486
Front overhang	858	858	858
Rear overhang	1087	1087	1087
Ground clearance	195	195	195 (g)

Interior (mm)

Front headroom	1013	1013	1013
Front legroom	1077	1077	1077
Front shoulder room	1450	1450	1450
Front hiproom	1318	1318	1318
Rear headroom	998	998	998
Rear legroom	958	958	958
Rear shoulder room	1448	1448	1448
Rear hiproom	1313	1313	1313

General

Fuel tank capacity (litres)	80	80	80
Luggage capacity (litres)	1206 (a) 2310 (b)	1206 (a) 2310 (b)	1206 (a) 2310 (b)
Kerb weight (kg)	1922 (c) 1944 (d)	1936 (c) 1958 (d)	2018 (d)
Gross vehicle Mass (GVM)	2440 (c) 2468 (d)	2450 (c) 2477 (d)	2522 (d)
Approach angle	32°	32°	32°
Departure angle	23° (e)	23° (e)	23° (e)(g)

Suspension

Front

- Short and long arm (SLA)
- Stabiliser Bar

Rear

- Rigid axle
- Leaf springs
- Twin tube telescopic shock absorbers
- Rear stabiliser

Brakes

- Three channel anti-lock brakes with electronic control module and hydraulic actuator
- Front ventilated discs, diameter 286mm
- Rear solid discs, diameter 285mm

Transmissions and Ratios

	5 Speed Manual	5 Speed Electronic controlled automatic
1st gear ratio	3.40	2.47
2nd gear ratio	2.05	1.85
3rd gear ratio	1.31	1.47
4th gear ratio	1.00	1.00
5th gear ratio	0.79	0.75
Reverse ratio	3.402:1	2.1:1
Final drive ratio	3.73	3.73
Transfer gear ratio high/low	1.00/2.48:1	1.00/2.48:1

Options

- 5 speed electronic control automatic/4.0 litre V6 SOHC engine
- Large storage box and rear radio controls are part of the automatic V6 SOHC engine package

Towing Capacity (Subject to applicable State and Territory regulations)

Ford approved tow bar

- 2380 towing capacity (manual), 2500 towing capacity (automatic)

† An accessory tow bar is available from your Authorised Ford Dealer, fitting to be arranged by the purchaser. Consult your Authorised Ford Dealer for the latest information with respect to the specifications and the availability of the accessory tow bar. The actual towing capability and performance of a vehicle will depend on many factors including the suitability of the caravan, trailer, etc, the conditions, road gradient, terrain and other prevailing conditions.

Selected Fuel Consumption Data

This data is based on AS2877 Tests conducted for Ford

	OHV	SOHC	
CITY	14.1	14.6	L/100km
HIGHWAY	9.7	9.9	L/100km

These figures are provided to assist you in comparing the fuel consumption of Explorer with other vehicles. The actual fuel consumption you achieve will depend, however, on many factors, including your driving habits, the prevailing conditions and your vehicles equipment, condition and use.

About this specification sheet. This sheet is designed to provide you with selected specification data for the Ford products which have been described in a general way in the relevant brochure. Because of changes in conditions and circumstances Ford* reserves the right, subject to all applicable laws, at any time, at its discretion, and without notice to discontinue or change the features, designs, materials, colours and other specifications and the prices of its products, and to either permanently or temporarily withdraw any such products from the market without incurring any liability to any prospective purchaser or purchaser.

Because of variations which occur in manufactured products, all capacities, measurements, dimensions and weights quoted in the relevant brochure and this specification sheet should be taken as approximate only.

Always consult an Authorised Ford Dealer for the latest information with respect to features, specifications, prices, optional equipment and availability before deciding to place an order.

* FORD MOTOR COMPANY OF AUSTRALIA LIMITED
A.C.N. 004 116 223
Registered office:
1735 SYDNEY ROAD, CAMPBELLFIELD, VICTORIA 3061

Footnotes:

- With rear seats upright
- With rear seats folded down
- Manual transmission
- Automatic transmission
- Measured to exhaust
- Sunroof fitment will reduce occupant headroom
- Limited has adaptive suspension
- Steel spare wheel



All Ford vehicles sold through Australia are backed by Fordcare after sales service. Fordcare is comprised of a number of individual service products designed exclusively for Ford vehicles and their drivers. These include technical support back-up, diagnostic equipment, approved Ford/Motorcraft replacement parts and parts and service warranties.

24/50 EXPRESS NEW VEHICLE WARRANTY



Covers your Ford against defects in factory materials or workmanship for the first twenty four months or 50,000km - whichever comes first.

