

SC 400 ENGINE

Type	90° V8, aluminum block and heads
Displacement	4.0 liters (242 cubic inches)
Valvetrain	Four cam, four valves per cylinder
Compression Ratio	10.4:1
Horsepower at RPM	260 hp @ 5,300
Torque at RPM	270 lb-ft @ 4,500

SC 300 ENGINE


Type	In-line 6, iron block, aluminum head
Displacement	3.0 liters (183 cubic inches)
Valvetrain	Twin cam, four valves per cylinder
Compression Ratio	10.0:1
Horsepower at RPM	225 hp @ 6,000
Torque at RPM	210 lb-ft @ 4,800

DRIVETRAIN

Transmission	SC 400: Four-speed automatic Electronically Controlled Transmission with intelligence (ECT-i). Overdrive fourth gear, dual shift programs, engine/transmission networking, lockup torque converter. SC 300: Five-speed manual overdrive transmission. Optional: Four-speed automatic Electronically Controlled Transmission (ECT). Overdrive fourth gear, dual shift programs, engine/transmission networking, lockup torque converter.
Drive Wheels	Rear, with optional Traction Control (TRAC).
Final Drive Ratio	3.92:1 (SC 400) 4.08:1 (SC 300 manual transmission) 4.27:1 (SC 300 automatic transmission)

BODY, DIMENSIONS

Type	Four-passenger luxury sport coupe
Construction	Welded-steel unibody
Overall Length	192.5 in
Width	70.9 in
Height	53.2 in
Wheelbase	105.9 in
Ground Clearance	5.1 in
Curb Weight	3,605 lb (SC 400) 3,516 lb (SC 300 manual transmission) 3,538 lb (SC 300 automatic transmission)
Fuel-tank Capacity	20.6 gallons
Trunk Capacity	9.3 cubic feet
Headroom	38.3/36.1 in (front/rear) (36.7/36.1 in with available moonroof)
Legroom	44.1/27.2 in (front/rear)
Shoulder Room	56.0/52.7 in (front/rear)



CHASSIS

Suspension	<p>Front: Independent, double-wishbone, coil springs, gas-pressurized shock absorbers, stabilizer bar.</p> <p>Rear: Independent, double-wishbone, coil springs, gas-pressurized shock absorbers, dual links, strut rods, stabilizer bar.</p>
Steering	Vehicle-speed-sensing, progressive power-assisted rack-and-pinion. 3.1 turns, lock to lock.
Brakes	Four-wheel vented, power-assisted discs, with four-sensor Anti-lock Braking System (ABS). SC 400: 11.6-in (front), 12.0-in (rear) discs. SC 300: 10.8-in (front), 11.4-in (rear) discs.
Wheels	SC 400: 16 x 7.0-in alloy wheels SC 300: 16 x 6.5-in alloy wheels
Original Equipment Tires	<p>SC 400: Summer Bridgestone Potenza RE93 P225/55R16 94V (Code: 021-172) or Summer Goodyear Eagle GS-D P225/55R16 93V (Code: 739-424-524-05) or Summer Michelin HX MXM P225/55R16 94V (Code: 64654) or All-Season Goodyear Eagle GT +4A P225/55R16 94V (Code: 104-085-424-00). Full-size spare with steel wheel.</p> <p>SC 300: Summer Bridgestone Potenza RE93 P225/55R16 94V (Code: 021-172) or Summer Goodyear Eagle GS-D P225/55R16 94V (Code: 739-424-524-05) or Summer Michelin HX MXM P225/55R16 94V (Code: 64654) or All-Season Goodyear Eagle GT +4A P225/55R16 94V (Code: 104-085-424-0W). Full-size spare with steel wheel.</p>

PERFORMANCE

0-60 MPH Acceleration	SC 400: 6.8 seconds ¹ SC 300: 7.5 seconds ¹
1/4-Mile Acceleration	SC 400: 15.3 seconds ¹ SC 300: 15.7 seconds ¹
Top Track Speed	SC 400: 149 mph ¹ SC 300: 146 mph ¹
Estimated Fuel Consumption	SC 400: 18/23 mpg city/highway ² SC 300 Manual: 19/24 mpg city/hwy ² SC 300 Automatic: 18/24 mpg city/hwy ²
Aerodynamic Drag Coefficient	0.32 (0.31 with optional rear spoiler)
Turning Circle (curb-to-curb)	36.1 ft

TOTAL UNITS PRODUCED

SC 400	2,261
SC 300 Manual Transmission	120
SC 300 Automatic Transmission	2,509
Total	<u>4,890</u>

DISCLAIMERS

¹Performance capacity figures are for comparison only and were obtained with prototype vehicles by professional drivers using special safety equipment and procedures. Do not attempt.

²SC 400: Actual mileage will vary with options, driving conditions, driving habits and vehicle's condition. Results reported to EPA indicate that the majority of vehicles with these estimates will achieve between 15 and 21 mpg in the city and between 19 and 27 mpg on the highway. (See www.fueleconomy.gov.)
SC 300 (manual/automatic): Actual mileage will vary with options, driving conditions, driving habits and vehicle's condition. Results reported to EPA indicate that the majority of vehicles with these estimates will achieve between 16/15 and 22/21 mpg in the city and between 20/20 and 28/28 mpg on the highway. (See www.fueleconomy.gov.)

PRICING

<u>Code</u>	<u>Description</u>	<u>Manufacturer's Suggested Retail Price (MSRP)⁴</u>
9220	SC 400 Luxury Sport Coupe, 4-Speed Automatic Transmission	\$ 51,295
9230	SC 400 Luxury Sport Coupe, 4-Speed Automatic Transmission, equipped with CA/NY Emissions	51,295
9200	SC 300 Luxury Sport Coupe, 4-Speed Automatic Transmission	40,395
9210	SC 300 Luxury Sport Coupe, 4-Speed Automatic Transmission, equipped with CA/NY Emissions	40,395
9201	SC 300 Luxury Sport Coupe, 5-Speed Manual Transmission	39,495
9211	SC 300 Luxury Sport Coupe, 5-Speed Manual Transmission, equipped with CA/NY Emissions	39,495
Options		
CW	Chrome Wheels	1,700
DC	Remote 12-CD Auto-Changer	1,050
FK	Chrome Wheels with All-Season Tires	1,700
FT	All-Season Tires	No Charge
HH	Heated Front Seats, available separately on Manual Transmission model only, requires LA	420
LA	SC 300: Leather Trim Package, with Electrochromic Outside Mirrors and Memory System	2,050
NK	Lexus/Nakamichi® Premium Audio System, SC 300 requires DC and LA, SC 400 requires DC	1,200
RF	Color-Keyed Rear Spoiler with LED High-Mount Stop Lamp	420
SR	Power Moonroof and Programmable Garage Door Opener	1,000
TN	SC 300 Automatic: Traction Control System (TRAC) with Heated Front Seats, requires FT	1,870
TN	SC 400: Traction Control System (TRAC) with Heated Front Seats, requires FT	1,870

⁴The vehicle MSRP at launch included Delivery, Processing, and Handling fee. The Delivery, Processing, and Handling Fee was based on the value of the processing, handling and delivery services provided by Lexus and Lexus' overall pricing strategy. Federal, state, and local taxes, and advertising fees, if any, were additional. Prices included pre-delivery services. Suggested prices: These guidelines were provided by Lexus. The dealer was free to establish its own selling price, margin, or profit level.

EXTERIOR COLORS




BORDEAUX PEARL
3L4




SHADOW ROSE QUARTZ
3K7




RENAISSANCE RED
3L2



ROYAL SAPPHIRE PEARL
8L5




PLATINUM METALLIC
1A0



CLASSIC GREEN PEARL
6P2



BLACK ONYX
202



DIAMOND WHITE PEARL
051