

ENGINE


<b>Type</b>	60° V6, aluminum block and heads
<b>Displacement</b>	3.0 liters (183 cubic inches)
<b>Valvetrain</b>	Four cam, four valves per cylinder
<b>Compression Ratio</b>	10.5:1
<b>Horsepower at RPM</b>	200 hp @ 5,200 (198 hp in California)
<b>Torque at RPM</b>	214 lb-ft @ 4,400 (212 lb-ft in California)

DRIVETRAIN

<b>Transmission</b>	Four-speed automatic Electronically Controlled Transmission with intelligence (ECT-i). Overdrive fourth gear, engine/transmission networking, lockup torque converter.
<b>Drive Wheels</b>	Front, with optional Traction Control (TRAC).
<b>Final Drive Ratio</b>	3.72:1

BODY,  
DIMENSIONS

<b>Type</b>	Five-passenger luxury sedan
<b>Construction</b>	Welded-steel unibody
<b>Overall Length</b>	190.2 in
<b>Width</b>	70.5 in
<b>Height</b>	54.9 in
<b>Wheelbase</b>	105.1 in
<b>Ground Clearance</b>	5.4 in
<b>Curb Weight</b>	3,318 lb
<b>Fuel-tank Capacity</b>	18.5 gallons
<b>Trunk Capacity</b>	13.0 cubic feet
<b>Headroom</b>	38.0/36.2 in (front/rear) 36.8/36.0 in (front/rear) with available moonroof
<b>Legroom</b>	43.5/34.4 in (front/rear)
<b>Shoulder Room</b>	55.6/54.1 in (front/rear)



CHASSIS

<b>Suspension</b>	<p>Front: Independent, MacPherson struts, L-shaped lower arm, coil springs, gas-pressurized shock absorbers, stabilizer bar.</p> <p>Rear: Independent, MacPherson struts, dual links, coil springs, gas-pressurized shock absorbers, stabilizer bar.</p> <p>Optional Adaptive Variable Suspension (AVS) with electronically modulated damping.</p>
<b>Steering</b>	<p>Engine-speed-sensing, power-assisted rack-and-pinion. 3.0 turns, lock to lock.</p>
<b>Brakes</b>	<p>Four-wheel power-assisted discs, with four-sensor Anti-lock Braking System (ABS). 10.8-in vented (front), 10.6-in solid (rear) discs.</p>
<b>Wheels</b>	<p>15 x 6.0-in alloy wheels</p>
<b>Original Equipment Tires</b>	<p>Summer Bridgestone Potenza RE88 BW TL P205/65R15 92V (Code: 037-311) or Summer Goodyear Eagle GA P205/65R15 92V (Code: 113-377-033-02) or All-Season Dunlop SP-Sport 4000 P205/65R15 92V (Code: 000850) or All-Season Michelin MX V4+ P205/65R15 92V (Code: 90889). Full-size spare with steel wheel.</p>

PERFORMANCE

<b>0-60 MPH Acceleration</b>	8.6 seconds <sup>1</sup>
<b>1/4-Mile Acceleration</b>	16.5 seconds <sup>1</sup>
<b>Top Track Speed</b>	137 mph <sup>1</sup>
<b>Estimated Fuel Consumption</b>	19/27 mpg city/highway <sup>2</sup>
<b>Aerodynamic Drag Coefficient</b>	0.29
<b>Turning Circle (curb-to-curb)</b>	36.7 ft

TOTAL UNITS PRODUCED

<b>Total</b>	49,989
--------------	--------

DISCLAIMERS


- <sup>1</sup>Performance capacity figures are for comparison only and were obtained with prototype vehicles by professional drivers using special safety equipment and procedures. Do not attempt.
- <sup>2</sup>Actual mileage will vary with options, driving conditions, driving habits and vehicle's condition. Results reported to EPA indicate that the majority of vehicles with these estimates will achieve between 16 and 22 mpg in the city and between 22 and 32 mpg on the highway. (See [www.fueleconomy.gov](http://www.fueleconomy.gov).)

PRICING


<u>Code</u>	<u>Description</u>	<u>Manufacturer's Suggested Retail Price (MSRP)<sup>3</sup></u>
9000	ES 300 Luxury Sports Sedan	\$ 31,285
9010	ES 300 Luxury Sports Sedan, equipped with CA/NY Emissions	31,285
<b>Options</b>		
CW	Chrome Wheels	1,700
DC	In-Dash 6-CD Auto-Changer	1,050
EA	Adaptive Variable Suspension (AVS), requires LA	600
FK	Chrome Wheels, with All-Season Tires	1,700
FT	All-Season Tires	No Charge
HH	Heated Front Seats, requires LA	420
LA	Leather Trim Package, with Driver's Seat Memory	1,650
NK	Nakamichi® Premium Audio System, with In-Dash 6-CD Auto-Changer	1,600
SR	Power Moonroof	1,000
TN	Traction Control System (TRAC), requires LA and FT or FK	300

<sup>3</sup>The vehicle MSRP at launch included Delivery, Processing, and Handling fee. The Delivery, Processing, and Handling Fee was based on the value of the processing, handling and delivery services provided by Lexus and Lexus' overall pricing strategy. Federal, state, and local taxes, and advertising fees, if any, were additional. Prices included pre-delivery services. Suggested prices: These guidelines were provided by Lexus. The dealer was free to establish its own selling price, margin, or profit level.

**EXTERIOR COLORS**



**DIAMOND WHITE PEARL**  
051



**CASHMERE BEIGE METALLIC**  
4M9



**BLUE VELVET PEARL**  
8L3



**ANTIQUE SAGE PEARL**  
1B2




**CLASSIC GREEN PEARL**  
6P2



**RUBY PEARL**  
3L3



**BLACK ONYX**  
202



**OYSTER PEARL**  
4M7