

**ENGINE**


<b>Type</b>	90° V8, aluminum block and heads
<b>Displacement</b>	4.0 liters (242 cubic inches)
<b>Valvetrain</b>	Four cam, four valves per cylinder, with continuously Variable Valve Timing with intelligence (VVT-i)
<b>Compression Ratio</b>	10.5:1
<b>Horsepower at RPM</b>	290 hp @ 6,000
<b>Torque at RPM</b>	300 lb-ft @ 4,000

**DRIVETRAIN**

<b>Transmission</b>	Five-speed automatic Electronically Controlled Transmission with intelligence (ECT-i). Overdrive fifth gear, auto-select shift program, engine/transmission networking, flex-lockup torque converter.
<b>Drive Wheels</b>	Rear, with standard Traction Control (TRAC).
<b>Final Drive Ratio</b>	3.27:1

**BODY, DIMENSIONS**

<b>Type</b>	Five-passenger luxury sedan
<b>Construction</b>	Welded-steel unibody
<b>Overall Length</b>	196.7 in
<b>Width</b>	72.0 in
<b>Height</b>	56.5 in (55.9 in with available Electronic Air Suspension)
<b>Wheelbase</b>	112.2 in
<b>Ground Clearance</b>	5.5 in (5.3 in with available Electronic Air Suspension)
<b>Curb Weight</b>	3,890 lb
<b>Fuel-tank Capacity</b>	22.5 gallons
<b>Trunk Capacity</b>	13.9 cubic feet
<b>Headroom</b>	38.9/36.9 in (front/rear) 38.0/35.7 in (front/rear) with available moonroof
<b>Legroom</b>	43.7/36.9 in (front/rear)
<b>Shoulder Room</b>	57.9/57.1 in (front/rear)



CHASSIS

<b>Vehicle Stability Control (VSC)</b>	Integrates Anti-lock Braking System (ABS) and Traction Control (TRAC).
<b>Suspension</b>	<p>Front: Independent, double-wishbone, coil springs, gas-pressurized shock absorbers, stabilizer bar.</p> <p>Rear: Independent, double-wishbone, coil springs, gas-pressurized shock absorbers, strut rods, stabilizer bar.</p> <p>Optional: Electronic Air Suspension with automatic load leveling.</p>
<b>Steering</b>	Vehicle-speed-sensing, progressive power-assisted rack-and-pinion. 3.5 turns, lock to lock.
<b>Brakes</b>	Four-wheel vented power-assisted discs, with four-sensor, four channel Anti-lock Braking System (ABS). Four-piston front calipers. 12.4-in (front), 12.1-in (rear) discs.
<b>Wheels</b>	16 x 7.0-in alloy wheels.
<b>Original Equipment Tires</b>	Summer Bridgestone Turanza ER33 P225/60R16 97V (Code: 035-629) or All-Season Dunlop SP Sport 4000 P225/60R16 97V (Code: 0207-55). Full-size spare with alloy wheel.

PERFORMANCE

<b>0-60 MPH Acceleration</b>	6.4 seconds <sup>1</sup>
<b>1/4-Mile Acceleration</b>	14.9 seconds <sup>1</sup>
<b>Top Track Speed</b>	149 mph (electronically limited) <sup>1</sup>
<b>Estimated Fuel Consumption</b>	19/25 mpg city/highway <sup>2</sup>
<b>Aerodynamic Drag Coefficient</b>	0.28
<b>Turning Circle (curb-to-curb)</b>	34.8 ft

TOTAL UNITS PRODUCED

<b>Total</b>	22,730
--------------	--------

DISCLAIMERS

- <sup>1</sup>Performance capacity figures are for comparison only and were obtained with prototype vehicles by professional drivers using special safety equipment and procedures. Do not attempt.
- <sup>2</sup>Actual mileage will vary with options, driving conditions, driving habits and vehicle's condition. Results reported to EPA indicate that the majority of vehicles with these estimates will achieve between 16 and 22 mpg in the city and between 21 and 29 mpg on the highway. (See [www.fueleconomy.gov](http://www.fueleconomy.gov).)

PRICING			<u>Manufacturer's Suggested Retail Price (MSRP)<sup>3</sup></u>
<u>Code</u>	<u>Description</u>		
9100	LS 400 Luxury Sedan		\$ 53,395
	<b>Options</b>		
CW	Chrome Wheels		1,700
DC	In-Dash 6-CD Auto-Changer		1,050
FK	Chrome Wheels with All-Season Tires		1,700
FT	All-Season Tires		No Charge
HH	Heated Front and Rear Seats, requires PM		420
HL	High Intensity Discharge (HID) Headlamps		500
NK	Lexus/Nakamichi® Premium Audio System with In-Dash 6-CD Auto-Changer		2,250
NV	Navigation System with In-Dash 6-CD Auto-Changer		3,300
SA	Adaptive Variable Air Suspension and Power Moonroof, requires NK or NV		2,970
SR	Power Moonroof		1,120
WU	Wood and Leather Trim Steering Wheel and Shift Knob		330

<sup>3</sup>The vehicle MSRP at launch included Delivery, Processing, and Handling fee. The Delivery, Processing, and Handling Fee was based on the value of the processing, handling and delivery services provided by Lexus and Lexus' overall pricing strategy. Federal, state, and local taxes, and advertising fees, if any, were additional. Prices included pre-delivery services. Suggested prices: These guidelines were provided by Lexus. The dealer was free to establish its own selling price, margin, or profit level.

EXTERIOR COLORS




BAROQUE RED METALLIC  
3M9



ANTIQUE BRONZE MICA  
4P1




ATLANTIS BLUE MICA  
8L4




ANTIQUE SILVER METALLIC  
941



IMPERIAL JADE MICA  
6Q7



ALPINE SILVER METALLIC  
199




DIAMOND WHITE PEARL  
051



CASHMERE BEIGE METALLIC  
4M9



BLACK ONYX  
202



SILVER JADE METALLIC  
6P7