

SORENTO



SORENTO

L e t t h e G o o d T i m e s R o l l


KIA KIA MOTORS

Kia Motors Corporation, 231 Yangjae-Dong, Seocho-Ku, Seoul 137-938, Korea Tel : 82-2-3464-1114 Fax : 82-2-3464-3520 www.kiamotors.com 0307-JS-SW/EU-LHD



Your ticket to a world of unexplored possibilities

A supremely capable SUV that's equally at home
in the urban jungle as it is in the demanding world of off-road driving.





SORENTO








*Sometimes
you have to be flexible*


Sorento's seats and rear cargo space adapt to your needs so you can take what you want, where you want. With the rear seats in the upright position, you have 31.4 cubic feet of cargo space and that more than doubles to 66.4 cubic feet when the rear seats are folded flat. Because you never know what tomorrow will bring. Or what you have to carry.





*The miles just fly by in
first-class seats*


Sorento's relaxed and sumptuous atmosphere soothes and delights the senses. We engineered our seats so they're not too hard and not too soft but just right, striking the perfect balance between comfort and support. If you like to be coddled, consider the leather upholstery option : The creamy soft texture defines luxury but it's also hard wearing and practical.




Climate Control System



Seat Warmer



8-Way Adjustable Driver's Seat





4-Speed Automatic This gearbox almost reads your mind with its silk-smooth, perfect shifts that will have you thinking your own hands are doing the work.

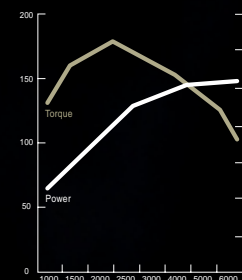
*The hidden beauty of Sorento is
its **reliable technology***

Turn the ignition key, slip into gear and you won't soon forget the sensation of Sorento's powertrain stirring to life. For some, Sorento's appeal is in its athletically sculpted body but the precision and reliability of its powertrain technology is equally fascinating. The performance of the 2.5-liter diesel scales new heights in its class delivering 32kg-m of torque @ 2,000rpm with dramatic cuts in noise, vibration and emissions thanks to a revolutionary diesel injection system.



Suspension

Four gas-filled dampers, a double wishbone suspension up front and a 5-link setup in the rear maintain a level, stable ride through fast corners and in off-road situations.



CRDi (Common Rail Direct Injection) 2.5 Diesel

Tremendous power coupled with optimum noise reduction and outstanding economy characterize Kia's direct injection 2.5 diesel engine. The 2nd generation common rail system's precisely controlled injection system achieves maximum fuel efficiency while delivering 140ps @ 3,800rpm of maximum power and 32kg-m @ 2,000rpm of maximum torque at European specifications, thus making possible a 20 percent improvement in fuel efficiency and a 50 percent reduction in exhaust fumes compared to other diesel engines.



Dual Airbags Driver and passenger side airbags plus three point seat belts are supplied as standard equipment. Side curtain-type airbags are optional.

*We built tough enough
so you're in **safe hands***

Sorento is equipped with the very latest safety systems that are designed to keep occupants out of harm's way. Sorento's highly rigid welded steel body, mounted to a sturdy ladder frame, is reinforced fore and aft with crumple zones that help preserve cabin integrity. Doors are fitted with ultra high-tension steel members that shield occupants against side collision. Dual front airbags are standard while front seats are fitted with seat belt pre-tensioners and load limiters that reduce the risk of serious injuries in the event of airbag deployment.



Headlamp Washers

At the push of a button, the washer nozzles pop out and spray a powerful jet of washer fluid to wash away deposits for clearer, brighter illumination of the road ahead. (Optional)




With Sorento the *real beauty is in the details*



Sunroof
The retractable sunroof includes a new obstacle sensor that prevents accidental guillotining. (Optional)

Wiper Deicer
Melts ice in seconds freeing up frozen wiper arms.




Cup Holder
Helps prevent those messy spills.

Center Floor Console
Dual-level storage bins keep you neat and organized.



Electric Heated Mirrors
Clear up ice, snow and mist for safer driving.

High Mounted Stop Lamp
The integral roof spoiler comes with a built-in high mounted stop lamp for improved visibility.



Two Story Glove Box
For secure storage of travel essentials.

Seat Undertray
Box under the front passenger seat provides even more storage space.



Illuminated Vanity Mirrors
Dual padded sunvisors come with illuminated vanity mirrors for the peace of mind that comes from knowing you look your very best.




Power Outlets
Outlets fore and aft keep you recharged and in touch.

Assist Grips
Included on all outboard seating positions.




Overhead Console
Stores two sets of sunglasses or whatever else you need.

Digital Multimeter
Provides readouts on the temperature, altitude and more.





Tilt Head Rest
They're all up-down adjustable but also tiltable on the EX.

Mesh Storage Pocket
See-through design ends fumbling and searching.



Speed Sensing Power Steering
Boost is increased at lower speeds for easier parking and decreased at higher speeds for more confident handling.

Remote Audio Controls
Steering wheel-mounted controls help keep your eyes on the road.



Battery Saver
When parked, timer turns off headlights preventing power drain.

Keyless Entry System
The remote control key enables you to open the doors and trunk lid conveniently even if your hands are full. It also comes with a theft prevention feature.



Low Washer Fluid Level Indicator
Warning lamp alerts you when the washer fluid reservoir needs refilling.

Deluxe Audio
AM/FM stereo cassette and CD player. 6-disc CD changer optional.


Flip-Up Glass
Handy for accessing the cargo area when you're in a hurry.





Line-up fEX fLX

Colors



Wheels / Seat & Interior Colors



Alloy Wheel



Leather Upholstered Seats



Cloth Upholstered Seats

Engine	Type	2.5L Diesel	2.4L Gasoline	3.5L Gasoline
	Displacement (cc)	2,497	2,361	3,497
	Max. power (ps @rpm)	140 @ 3,800	139 @ 5,500	195 @ 5,500
	Max. torque (kg-m @rpm)	32.0 @ 2,000	19.6 @ 2,500	30.0 @ 3,000
Body type		Body on frame		
Suspension		Front: Double Wishbone, Coil Spring with Strut damper Rear: 5-Link, Coil spring with damper		
Drivetrain		Drive (4-Wheel Drive) / Part-time: Button type with Free-Running Differential / Full-time: Torque On Demand (Option)		
Transmission		Manual / 5-Speed transmission (2.5 Diesel / 2.4 Gasoline) Automatic / Electronically-controlled 4-speed (2.5 Diesel / 3.5 Gasoline)		
Steering		Rack-and-pinion with power assist		
Brakes		Type: Dual circuit hydraulic, Power assisted vacuum Front & Rear: Ventilated disc brakes		
Tires		Tire size: 225/75 R 16 (LX), 245/70 R 16 (EX) Wheel size: 7.0J X 16		
Dimensions		Overall length (mm): 4,567 Overall width (mm): 1,863 Overall height (mm): 1,730 Internal length (mm): 1,879 Internal width (mm): 1,558 Internal height (mm): 1,194 Wheel base (mm): 2,710 Wheel tread, Front (mm): 1,580 Wheel tread, Rear (mm): 1,590 Curb weight (kg): 1,994 - 2,076 (A/T), 1,863 - 1,957 (M/T), 1,942 - 2,027 (A/T), 1,981 - 2,073 (M/T) Max. permissible (kg): 2,610, 2,455, 2,560 Min. ground clearance (mm): 203		
Seating capacity		5		
Fuel tank capacity (l)		80		

Dimensions

