

Discover how prestige and value go so beautifully together: **Ford Galaxie 500**



**Designed, sized and powered for luxury motoring, with an unmistakable classic look, the highest standard of quality:**



The Ford Galaxie 500 is without doubt the *most* car you can own within many, many hundreds of pounds of its price.

It is a big, solid and silent car. It is beautiful to look at, to relax in, to drive.

It is hard-muscled, fast-moving, sure-footed. Open competition made it that way. Everything Ford has learned in races, rallies and endurance trials (and in recent years Ford has dominated these events throughout the world), has bred into the Galaxie 500 the kind of *total performance* you

just can't find in *any* other car.



2 super-torque Ford V8 engines, combined with world-famous "Cruise-O-Matic" Drive, give Galaxie 500 a wonderfully smooth flow of power.

The structural solidity and immense strength of its massive, wide-contoured chassis, combined with its remarkable suspension system (swept back angle-poised balljoint front suspension, extra-long leaf-type springs at the rear) give Galaxie 500 one of the smoothest and steadiest rides in the entire motor car industry.

Few, if any, cars can boast its interior spaciousness and comfort.

Every appointment and luxury item is there to make your motoring as relaxing as possible . . . to bring you the highest standard of satisfaction in ownership.

Before you buy *any* fine car you owe it to yourself to discover all that Galaxie 500 brings you. Your Ford Dealer is ready now to prove to you *in the car and on the road* how, more than any other car on the road today, Galaxie 500 blends prestige and value beautifully together.



**You'll know what *total performance* is like:**

GO! Get behind the wheel of a Ford Galaxie 500, point it down an open road and you'll get a demonstration of what *total performance* is like. In its instant power for get-away and passing. Its solid, big-car feel. Smooth, straight-line stops from brakes that need barely a touch. Cornering that makes you think the car's glued to the road.

This is *total performance*, the kind of performance that is *unique* to Ford, because it's the kind of performance that can come *only* from dominating the toughest test track there is; open competition.

Sparkling Galaxie's *total performance* is its Super Torque power. The "Challenger 289" 195-h.p. V8 engine (standard equipment) provides great responsiveness and effortless high cruising speeds. The "Thunderbird 390" V8 (optional extra cost) pours out 280 horsepower for a kind of performance that will take your breath away.

Dual range, "Cruise-O-Matic" 3-speed fully automatic transmission provides a degree of efficiency and *flowing* power unmatched by *any* other automatics.

Also contributing to Galaxie's *total performance* is the vast length of its wheelbase (119 inches), its extra-wide track (61 inches), and its big super-cushion tyres (7.50 by 14 inch). You simply can't find a more *roadable* car — a car that gives you a better *grip* on the road.

**Every luxury is standard equipment:**

In addition to wall-to-wall carpeting, Ford Galaxie brings you these items for your added comfort, relaxation and safety: fresh-air-type heater and demister; power steering; fully padded instrument panel; padded sun visors; electric clock; 2-speed electric, parallel-action windshield wipers; windshield washers; large, lockable and illuminated glove-box; foot-operated parking brake; cigar lighter; armrests and ashtrays front and rear; safety-design, deep-centre steering wheel; safety-rim wheels; safety-design double-grip door locks; lined and illuminated luggage boot.

**Routine servicing is needed only twice a year:**

The Ford Galaxie 500 requires routine maintenance and servicing by your Ford Dealer only twice a year or once every 6,000 miles, whichever occurs first. It is, in fact, as care-free as a car can be:

1. It lubricates itself — will normally go 36,000 miles between chassis lubrications.
2. It adjusts its own brakes, automatically, by simply applying the brakes as the car is moving in reverse.
3. It cleans its own oil — allows you to travel 6,000 miles between oil changes.
4. It protects its own body — all vital underbody parts are specially galvanised to resist rust and corrosion.
5. It takes care of its own finish — Diamond-Lustre *baked enamel* finish retains its showroom shine.
6. It's protected by Ford's "12/12" Warranty — For 12,000 miles or 12 months, whichever comes first, Galaxie 500 is warranted against defects in materials and workmanship. The warranty covers both parts *and* labour.

Designed, sized and powered for luxury motoring, with an unmistakable classic look, the highest standard of quality:



You'll appreciate its space and comfort:



The Ford Galaxie 500 is without doubt the *most* car you can own within many, many hundreds of pounds of its price.

It is a big, solid and silent car.

It is beautiful to look at, to relax in, to drive.

It is hard-muscled, fast-moving, sure-footed. Open competition made it that way. Everything Ford has learned in races, rallies and endurance trials (and in recent years Ford has dominated these events throughout the world), has bred into the Galaxie 500 the kind of *total performance* you

just can't find in *any* other car.

2 super-torque Ford V8 engines, combined with world-famous "Cruise-O-Matic" Drive, give Galaxie 500 a wonderfully smooth flow of power.

The structural solidity and immense strength of its massive, wide-contoured chassis, combined with its remarkable suspension system (swept back angle-poised balljoint front suspension, extra-long leaf-type springs at the rear) give Galaxie 500 one of the smoothest and steadiest rides in the entire motor car industry.

Few, if any, cars can boast its interior spaciousness and comfort.

Every appointment and luxury item is there to make your motoring as relaxing as possible . . . to bring you the highest standard of satisfaction in ownership.

Before you buy *any* fine car you owe it to yourself to discover all that Galaxie 500 brings you. Your Ford Dealer is ready now to prove to you *in the car and on the road* how, more than any other car on the road today, Galaxie 500 blends prestige and value beautifully together.

Galaxie 500's interior beautifully proves a point: no other car offers so much room, so much comfort and so many appointments on such a grand scale.

It begins with more than five feet of shoulder-room and hiproom, front and back. Legroom is just as outstanding — with real stretch-out roominess for the *longest* legs.

Seats are designed specifically to provide the utmost in relaxation, and to ease the fatigue of all-day motoring, with extra thick foam-padding in the seat cushions and seat backs.

Heavy insulation and sound-proofing of the body provides a remarkable degree of silence. Deep-pile carpeting is wall-to-wall, front and rear. Winding-type handles control the vent windows. All upholsteries are of rich leather-grained vinyls and elegant woven fabrics. There are four tasteful colour-schemes to please your individual preference.

**Designed, sized and powered for luxury motoring, with an unmistakable classic look, the highest standard of quality:**



The Ford Galaxie 500 is without doubt the *most* car you can own within many, many hundreds of pounds of its price.

It is a big, solid and silent car.

It is beautiful to look at, to relax in, to drive.

It is hard-muscled, fast-moving, sure-footed. Open competition made it that way. Everything Ford has learned in races, rallies and endurance trials (and in recent years Ford has dominated these events throughout the world), has bred into the Galaxie 500 the kind of *total performance* you

just can't find in *any* other car.

2 super-torque Ford V8 engines, combined with world-famous "Cruise-O-Matic" Drive, give Galaxie 500 a wonderfully smooth flow of power.


The structural solidity and immense strength of its massive, wide-contoured chassis, combined with its remarkable suspension system (swept back angle-poised balljoint front suspension, extra-long leaf-type springs at the rear) give Galaxie 500 one of the smoothest and steadiest rides in the entire motor car industry.

Few, if any, cars can boast its interior spaciousness and comfort.

Every appointment and luxury item is there to make your motoring as relaxing as possible . . . to bring you the highest standard of satisfaction in ownership.

Before you buy *any* fine car you owe it to yourself to discover all that Galaxie 500 brings you. Your Ford Dealer is ready now to prove to you *in the car and on the road* how, more than any other car on the road today, Galaxie 500 blends prestige and value beautifully together.

You'll appreciate its space and comfort:



Galaxie 500's interior beautifully proves a point: no other car offers so much room, so much comfort and so many appointments on such a grand scale.

It begins with more than five feet of shoulder-room and hiproom, front and back. Legroom is just as outstanding — with real stretch-out roominess for the *longest* legs.

Seats are designed specifically to provide the utmost in relaxation, and to ease the fatigue of all-day motoring, with extra thick foam-padding in the seat cushions and seat backs.

Heavy insulation and sound-proofing of the body provides a remarkable degree of silence. Deep-pile carpeting is wall-to-wall, front and rear. Winding-type handles control the vent windows. All upholsteries are of rich leather-grained vinyls and elegant woven fabrics. There are four tasteful colour-schemes to please your individual preference.

## Ford Galaxie 500 Specifications:

### GALAXIE 500 DESIGN.

The way new Galaxie 500 is built, plus the many features built into the new Galaxie 500, you'll find add greatly to your motoring enjoyment. Among many highlights: Fully Insulated and Weather-Sealed Body; Wide-Contoured, Safety-Type Frame; Electronically Mass-Balanced Engines; Parallel Action Single-Speed Electric Windshield Wipers; Double-Swivel, Shatter-Resistant Rearview Mirror; Deep-Dish Steering Wheel with Chrome Horn Ring; Seat Side Shields; Front Seat Belt Anchors; Step-On Parking Brake; Dual Sun Visors with Retention Clips; Winding-type Vent Windows; Lined and Illuminated Luggage Compartment; Centre-Fill Fueling.

### ENGINE.

195 h.p. Challenger V8 — 289 cubic inch displacement. 4.00" bore. 2.87" stroke. 9.0:1 compression ratio, 282 lbs. ft. of torque. Premium fuel, 2-barrel carburettor, automatic choke, oil capacity with filter change — 4 quarts.

280 h.p. Thunderbird V8 (optional) — 390 cubic inch displacement. 4.05" bore. 3.50" stroke. 7.9:1 compression ratio, 398 lbs. ft. of torque. Premium fuel; 4-barrel carburettor; automatic choke; self-adjusting valves with hydraulic lifters; oil capacity with filter change — 4<sup>3</sup>/<sub>4</sub> imp. quarts; dual exhausts.

### ENGINE FEATURES.

For greater economy and longer life Galaxie 500 engines have short stroke, low-friction design; wedged-type combustion chambers; hydraulic lifters for automatic valve adjustment; alternate intake and exhaust ports; water-jacketed carburettor spacer for fuel mixture heat control; three-ring aluminium alloy pistons with full-chromed top ring and heat dam groove above top ring; precision-moulded crankshaft with four main bearings; rotor-type oil pump; super air cleaner with re-usable dry-type elements, high-capacity in-line 36,000 mile fuel filtering system; full-pressure lubrication system with full-flow disposal-type oil filter; cooling system with 180° F. positive-action thermostat; 12 volt electrical system; weatherproof ignition with static-ban constant resistance wiring and ventilated distributor points; 18 m.m. turbo-action spark plugs; 54 plate, 40 amp. hr. battery (78 plate, 65 amp. hr. with 390 V8); positive engagement starter; fully aluminized muffler.

### CRUISE-O-MATIC DRIVE.

3-speed automatic with two selective drive ranges: 3-speed range starting in low for all normal driving, or 2-speed range starting in intermediate for more sure-footed driving on slippery surfaces. Selector sequence: P-R-N-D1-D2-L.

### REAR AXLE.

Semi-floating type with offset hypoid gears, straddle-mounted drive pinion. Induction-hardened forged shafts with permanently lubricated bearings. Axle ratio 3.25:1 with 289 C.I.D. engine. Heavy-duty axle with higher capacity wheel bearings and larger diameter shafts standard with 390 C.I.D. engine. Axle ratio 3.00:1.

### FRONT SUSPENSION.

Swept-Back, Angle-Poised Ball-Joint type with wide-base coil springs for softer ride, easier steering. New design feature allows front wheels to "roll with the punch" (move rearward slightly), thus diminish effects of bumps and road faults. Ball joints packed with special 36,000-mile lubricant retained by full life seals. Front end has rubber-bushed ride stabilizer to control roll on turns. Tapered roller wheel bearings with 24,000-mile check interval (repack as required).

### REAR SUSPENSION.

Asymmetrical, variable-rate design with rear axle located forward from centre of springs for anti-dive and anti-squat on braking and acceleration. Extra-long leaf-type springs with wide spring base provide a soft, stable, levelized ride.

### WIDE-CONTOURED FRAME.

Strong box-section design with tuned frame, butyl body mounts and other refinements to reduce harshness and vibration for more luxurious ride. Siderails extend outside passenger area for increased side protection.

### STEERING.

Recirculating-ball type steering gear with anti-friction bearings throughout plus high numerical ratio for easier steering. Flexible coupling in steering shaft insulates steering wheel. Nylon bearings in tie rod and pitman arm pivots are packed with special 36,000-mile lubricant retained by full life seals. Over-all steering ratio 30 to 1; with power steering, 23 to 1, turning diameter approximately 41 ft.


### BRAKES.

Self-adjusting, self-energizing design. Brakes adjust automatically when applied while car is moving backwards. Easy-operating suspended pedal. Dash-mounted master cylinder. Grooved 11-in. composite drums. Total lining area is 212 sq. in. Foot-operated parking brake. Optional power brakes have special low pedal.

### EXTENDED MAINTENANCE INTERVALS.

The Galaxie 500 goes 36,000 miles between major chassis lubes; 6,000 miles between oil changes under normal driving conditions. In fact, the Galaxie 500 needs so little service it's just good sense to see that it gets the best — at your Ford Dealer's. His factory-trained mechanics and special tools add up to a great service combination you can get *nowhere* else! Other service-saving features include: self-adjusting brakes; aluminized muffler; galvanized vital underbody parts to resist rust and corrosion.

*The specifications contained herein were in effect at the time this catalogue was approved for printing. Ford Sales Company of Australia Limited, whose policy is one of continuous improvement, reserves the right, subject to such regulations as may from time to time apply, to change specifications and prices at any time without notice or incurring liability to purchasers. Some of the items illustrated or referred to are optional at extra cost.*



FORD SALES COMPANY OF AUSTRALIA LIMITED  
Regd. Office: Shell Corner, 155 William Street, Melb., Vic.

DM111-5/64/15M

# Ford Galaxie 500 Specifications:

## **GALAXIE 500 DESIGN.**

The way new Galaxie 500 is built, plus the many features built into the new Galaxie 500, you'll find add greatly to your motoring enjoyment. Among many highlights: Fully Insulated and Weather-Sealed Body; Wide-Contoured, Safety-Type Frame; Electronically Mass-Balanced Engines; Parallel Action Single-Speed Electric Windshield Wipers; Double-Swivel, Shatter-Resistant Rearview Mirror; Deep-Dish Steering Wheel with Chrome Horn Ring; Seat Side Shields; Front Seat Belt Anchors; Step-On Parking Brake; Dual Sun Visors with Retention Clips; Winding-type Vent Windows; Lined and Illuminated Luggage Compartment; Centre-Fill Fueling.

## **ENGINE.**

195 h.p. Challenger V8 — 289 cubic inch displacement. 4.00" bore. 2.87" stroke. 9.0:1 compression ratio, 282 lbs. ft. of torque. Premium fuel, 2-barrel carburettor, automatic choke, oil capacity with filter change — 4 quarts.

280 h.p. Thunderbird V8 (optional) — 390 cubic inch displacement. 4.05" bore. 3.50" stroke. 7.9:1 compression ratio, 398 lbs. ft. of torque. Premium fuel; 4-barrel carburettor; automatic choke; self-adjusting valves with hydraulic lifters; oil capacity with filter change — 4 $\frac{3}{4}$  imp. quarts; dual exhausts.

## **ENGINE FEATURES.**

For greater economy and longer life Galaxie 500 engines have short stroke, low-friction design; wedged-type combustion chambers; hydraulic lifters for automatic valve adjustment; alternate intake and exhaust ports; water-jacketed carburettor spacer for fuel mixture heat control; three-ring aluminium alloy pistons with full-chromed top ring and heat dam groove above top ring; precision-moulded crankshaft with four main bearings; rotary-type oil pump; super air cleaner with re-usable dry-type elements, high-capacity in-line 36,000 mile fuel filtering system; full-pressure lubrication system with full-flow disposal-type oil filter; cooling system with 180° F. positive-action thermostat; 12 volt electrical system; weatherproof ignition with static-ban constant resistance wiring and ventilated distributor points; 18 m.m. turbo-action spark plugs; 54 plate, 40 amp. hr. battery (78 plate, 65 amp. hr. with 390 V8); positive engagement starter; fully aluminum muffler.

## **CRUISE-O-MATIC DRIVE.**

3-speed automatic with two selective drive ranges; 3-speed range starting in low for all normal driving, or 2-speed range starting in intermediate for more sure-footed driving on slippery surfaces. Selector sequence: P-R-N-D1-D2-L.

## **REAR AXLE.**

Semi-floating type with offset hypoid gears, straddle-mounted drive pinion. Induction-hardened forged shafts with permanently lubricated bearings. Axle ratio 3.25:1 with 289 C.I.D. engine. Heavy-duty axle with higher capacity wheel bearings and larger diameter shafts standard with 390 C.I.D. engine. Axle ratio 3.00:1.

## **FRONT SUSPENSION.**

Swept-Back, Angle-Poised Ball-Joint type with wide-base coil springs for softer ride, easier steering. New design feature allows front wheels to "roll with the punch" (move rearward slightly), thus diminish effects of bumps and road faults. Ball joints packed with special 36,000-mile lubricant retained by full life seals. Front end has rubber-bushed ride stabilizer to control roll on turns. Tapered roller wheel bearings with 24,000-mile check interval (repack as required).

## **REAR SUSPENSION.**

Asymmetrical, variable-rate design with rear axle located forward from centre of springs for anti-dive and anti-squat on braking and acceleration. Extra-long leaf-type springs with wide spring base provide a soft, stable, leveled ride.

## **WIDE-CONTOURED FRAME.**

Strong box-section design with tuned frame, butyl body mounts and other refinements to reduce harshness and vibration for more luxurious ride. Siderails extend outside passenger area for increased side protection.

## **STEERING.**

Recirculating-ball type steering gear with anti-friction bearings throughout plus high numerical ratio for easier steering. Flexible coupling in steering shaft insulates steering wheel. Nylon bearings in tie rod and pitman arm pivots are packed with special 36,000-mile lubricant retained by full life seals. Over-all steering ratio 30 to 1; with power steering, 23 to 1, turning diameter approximately 41 ft.

## **BRAKES.**

Self-adjusting, self-energizing design. Brakes adjust automatically when applied while car is moving backwards. Easy-operating suspended pedal. Dash-mounted master cylinder. Grooved 11-in. composite drums. Total lining area is 212 sq. in. Foot-operated parking brake. Optional power brakes have special low pedal.

## **EXTENDED MAINTENANCE INTERVALS.**

The Galaxie 500 goes 36,000 miles between major chassis lubes; 6,000 miles between oil changes under normal driving conditions. In fact, the Galaxie 500 needs so little service it's just good sense to see that it gets the best — at your Ford Dealer's. His factory-trained mechanics and special tools add up to a great service combination you can get *nowhere* else! Other service-saving features include: self-adjusting brakes; aluminum muffler; galvanized vital underbody parts to resist rust and corrosion.

*The specifications contained herein were in effect at the time this catalogue was approved for printing. Ford Sales Company of Australia Limited, whose policy is one of continuous improvement, reserves the right, subject to such regulations as may from time to time apply, to change specifications and prices at any time without notice or incurring liability to purchasers. Some of the items illustrated or referred to are optional at extra cost.*



FORD SALES COMPANY OF AUSTRALIA LIMITED  
Regd. Office: Shell Corner, 155 William Street, Melb., Vic.