



SIGMA

SIGMA SE

Spoils You.

Today the 'sensation' is even better. One look will convince you of that. The apparent changes in style are subtle, yet disarmingly stunning. From the dual rectangular Quartz Halogen headlights and extended front and rear bumpers to the attractive colour co-ordinated interiors.

However, the changes go far beyond the mere surface of this new generation Sigma, a car guaranteed to spoil you in every imaginable way.

One of the most significant changes won't become noticeable until you drive it. And that's the optional 2.6 litre 'silent shaft' Astron engine with five speed manual transmission including overdrive. (A three speed automatic is also available.)

This 2.6 litre engine, the most powerful four cylinder engine available in Australia today and exclusive to Sigma, will generate enough

quiet, confident power to tow a 20 foot boat with ease. That's something most people have considered reserved for V8's, large sixes and four wheel drives.

Sigma spoils you with virtually the power of a six and the economy of a four.

It's no idle promise. In fact, this new Sigma is even more economical than before.

Combine the five speed

**MORE POWER.
MORE LUXURY.
OUTSTANDING
STYLING.
EVEN MORE
ECONOMY.
NO OTHER
4 CYLINDER
CAR CAN
EVEN
COME CLOSE.**

transmission including overdrive with the bigger 14" wheels and the addition to the SE instrumentation of a "Fuel Pacer" that lights up when you are using petrol unwisely and Sigma keeps a watchful eye on those valuable litres.

On the road, Sigma has always enjoyed a favourable reputation for a smooth ride and sure-footed handling. But the engineers were not content. Now the ride and handling is even better.

A combination of front and rear anti-sway bars, improved four wheel coil suspension and an alteration to the angle at which the wheels sit on the road has minimized body roll for a more stable ride and far better handling attributes.

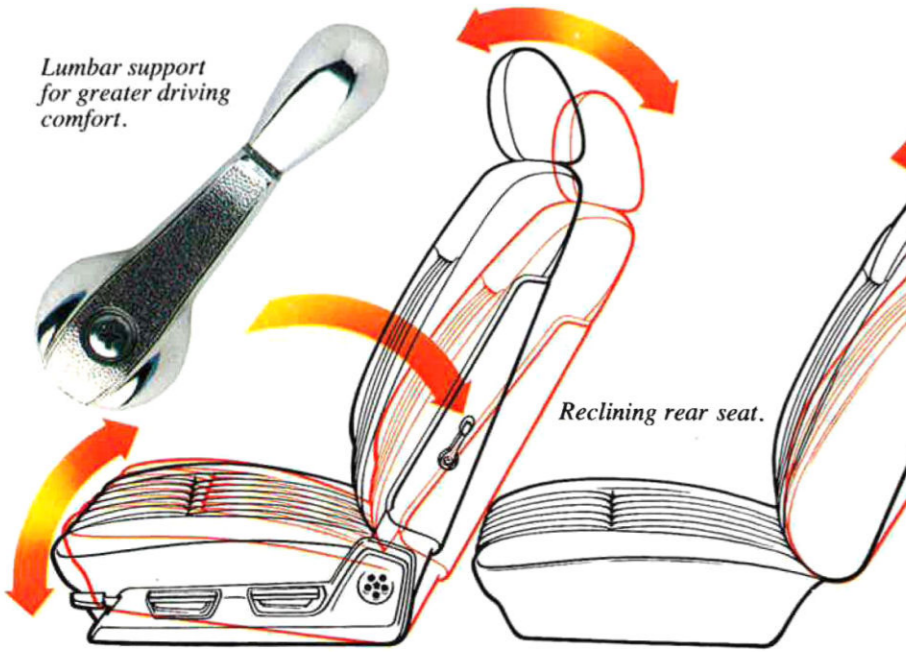
And with steel belt radial tyres on SE and GL, Sigma is a far safer family car. A car that will react more predictably in an emergency situation.



VrrrrRoom.

SIGMA SE INTERIOR

Lumbar support for greater driving comfort.



Reclining rear seat.

Seat controls conveniently grouped together.



On the inside, Sigma spoils you again. This time with comfort, dashing new controls and the unashamed luxury of a colour co-ordinated interior.



Rear reading light.

You have the choice of four fashionable colours. Firstly, make yourself comfortable. Take a seat in the rich, exclusive velour cloth of the SE.

In Sigma SE, practically everyone can find their ideal driving position. The steering column angle can be adjusted. The driver's seat moves fore and aft, reclines and tilts.

But the most comforting feature of this seat is the variable lumbar support which cushions that part of the back subjected to the most strain on long drives. You'll truly notice the difference.

Now you're comfortable, take a look around.

No doubt the first thing to catch your attention will be the soft-grip steering wheel and behind that the new instrumentation.

SIGMA SE.

Standard SE features include a stereo cassette player, push-button radio, heater demister, digital clock, speedometer, tachometer, fuel gauge and the petrol-saving 'Fuel Pacer'.

Either side of the dashboard you'll notice a small vent. A side window defrost, an added safety feature.



Overhead console with reading and warning lights.

Plus improved knee/leg room achieved by contouring the back of the front seats throughout the entire Sigma range.


It doesn't matter whether you're the driver or a passenger, Sigma spoils you.

A quick glance above to the overhead console reveals a dome light, swivel map light, door ajar and seat belt warning lights.

However, Sigma SE not only spoils the driver, but also the passengers. In particular, rear seat passengers.

In Sigma SE sedan the rear seat reclines for increased comfort. There are large directional rear reading lights and magazine ties.

Handle This.




SIGMA SE INSTRUMENTATION

Sigma. The four cylinder car to spoil you with a choice of three models in both sedan and wagon.

Sigma SE, Sigma GL and Sigma.

With the exception of the Sigma sedan, they share the strong advantage of the Astron 'silent shaft' engine. A revolutionary four cylinder engine noted for its smooth,

GL and Sigma instrumentation.



quiet, responsive power. The best in its class.

A 2 litre Astron with five speed manual transmission is standard for both the SE sedan and wagon. If you prefer, a 2 litre three speed automatic is available as an option. As is the 2.6 litre Astron with five speed manual or three speed automatic transmission.

SIGMA GL AND SIGMA.

Sigma GL is standard with a four speed manual 2 litre Astron engine. The 2 litre and 2.6 five speed manual or three speed automatic are optional.



Sigma Sedan.




Optional GL cloth trim.

Sigma wagon is powered by a 2 litre Astron with four speed manual transmission.

Sigma sedan provides the economical Saturn 1600cc engine with four speed manual transmission. Optional is the two litre 4 speed manual Astron, with a three speed automatic

optional for both sedan and wagon.

Open the door. Sigma GL and Sigma continue to spoil you, with a lavish colour co-ordinated dash, carpet, seating and trim, that gives the impression of cars costing a substantial amount more. Standard comfort and safety features on both include side



Standard GL and Sigma vinyl trim.

window defrost, reclining front bucket seats, loop pile carpet, tilt steering column, intermittent wipers, flashing hazard lights, heater/demister, clock and flow-through ventilation.

Sigma GL adds a push-button radio, carpeted kick pads on all doors, a floor console, heated rear window, and the option of cloth and vinyl trim seating.

Four Most.



SIGMA GL SEDAN WITH OPTIONAL 2.6

Punch and Beauty.



The punchy 2.6 engine.

SIGMA GLX SPORTS PACK.

The sporty member of the Sigma team. Its only true test is on the open road. Pause a moment. Let the car idle.

Look past the smoked glass covered sports instrumentation with its tachometer and digital clock to the climbing, winding road before you.

Let your fingers flex and

mould themselves around the soft-grip sports steering wheel.

Move the shift into the first gear of the four speed manual transmission and lower your foot. As the car

surges forward and all the power of the 2 litre Astron engine comes into its own, you'll feel the natural inertia draw you back into the body contouring, sports stripe cloth seating.

You also have the choice of the 2.6 litre Astron and a five speed manual or a three speed automatic transmission.

Twist into a corner and feel the rock solid grip of 14" wide steel belt radial ply tyres on styled or the optional cast alloy wheels.



Sporty striped cloth seats.



Sigma GLX Sports Pack.
A ride to remember.




SpaceWagon.



SIGMA SE WAGON

SE WAGON INTERIOR





The nose of the GL Wagon.

In a Sigma wagon your family will find itself 'lost in space'.

Lift the tailgate and you'll see why we've affectionately named it the 'Space Wagon'.

A high, wide and spacious cargo area, the same in all

SE, GL AND SIGMA WAGONS.


three models, affords all the room you could want for in a wagon. In fact, more room than you'd expect from

a four cylinder. And for even more room the rear seat folds forward easily.


Metal skid strips protect the carpeted cargo area in both SE and GL. The large rear window gives excellent driver visibility. A rear washer wiper and tinted, heated rear window, standard on SE and GL, add important safety advantages to family driving.

In the front, the Sigma wagons come equipped with the identical driver and passenger comforts and safety features as the sedans.

With all the comforts, an abundance of cargo room and choice of engines and transmissions, the Sigma "Space Wagon" is admirably suited to virtually anyone who drives a wagon.



SE Wagon with tailgate up.



The Sigma Wagon.



SIGMA GL WAGON



SIGMA WAGON

Specifications:

SIGMA SE SEDAN AND WAGON.

Astron 2000 Silent Shaft overhead cam 4 cylinder engine with electronic ignition and single two barrel carburettor with automatic choke. 5 speed manual transmission including overdrive.

Optional: Astron 2000 with three speed automatic, Astron 2.6 litre Silent Shaft engine with five speed manual or three speed automatic transmission.

SIGMA GL SEDAN AND WAGON.

Astron 2000 Silent Shaft overhead cam 4 cylinder engine with electronic ignition and single two barrel carburettor with automatic choke. 4 speed manual transmission.

Optional: Astron 2000 Silent shaft engine or Astron 2.6 litre Silent Shaft with 3 speed automatic or 5 speed manual transmission.

SIGMA SEDAN.

Astron 1600 Saturn overhead cam 4 cylinder engine with single two barrel carburettor with automatic choke. 4 speed manual transmission.

Optional: Astron 2000 Silent Shaft engine with four speed manual or three speed automatic transmission.

SIGMA WAGON.

Astron 2000 Silent Shaft overhead cam 4 cylinder engine with electronic ignition and single two barrel carburettor with automatic choke. 4 speed manual transmission.

Optional: Astron 2000 engine with 3 speed automatic transmission.

Engine Performance: Torque - 2600 Astron - 188.2 Nm @ 2400 r.p.m. 2000 Astron - 145.4 Nm @ 2400 r.p.m. 1600 Saturn - 116.8 Nm @ 3200 r.p.m. Power - 2600 Astron - 72.9 kW @ 4400 r.p.m. 2000 Astron - 64.37 kW @ 5200 r.p.m. 1600 Saturn - 55.5 kW @ 4800 r.p.m.

Suspension: All models. Front: McPherson strut with coil spring and Telescopic shock absorbers and stabiliser bar. Rear: Coil springs, 4 link type Telescopic shock absorbers and stabiliser bar.

Steering: Variable ratio, ball and nut. Energy absorbing steering column with tilt control.

Brakes: Power boosted systems for both front discs and rear drums. Pressure sensitive proportioning valve and warning light in case of individual system failure. Tandem master cylinder. Handbrake 'on' warning light.

Electrical System: 12 volt Alternator with electronic voltage regulator.

Wheels and Tyres: Wheels - 4 stud, double sided, styled, safety rims. 5J x 14". Optional (all models) 5.5J x 14" cast alloy wheels. Tyres: BR78 S14 B.S.W. steel radials

standard on SE and GL models, optional on the Sigma model. 165SR 14 B.S.W. textile radials standard on Sigma models.

Towing Capacity: Maximum caravan/trailer weight - without caravan/trailer brakes 600 kg. With caravan/trailer brakes 925 kg. Maximum static trailer weight imposed on vehicle towbar 68 kg.

Fuel Tank Capacity: 60 litres all sedan models. 53 litres all wagons.

Dimensions: Exterior - Sedan: Overall Length 4450 mm; Overall Width 1655 mm; Overall Height 1360 mm; Wheel Base

2515 mm; Track Front 1370 mm; Rear 1348 mm. Wagon: Interior - Seat-up Floor Length 1155mm; Seat-down Floor Length 1815mm; Max. Width Cargo Area 1285mm; Max. Height Cargo Area 770mm. Exterior - Overall Length 4490 mm; Overall Width 1655 mm; Overall Height 1370 mm; Wheel Base 2515 mm; Track Front 1370 mm; Rear 1348 mm.

Turning Circle: Sedan - 11.0 m. Wagon 11.0 m. (Wall to wall).

Weights: Kerb Weight (est.) - Sedan 1112 kg; Wagon 1208 kg

| SIGMA OPTIONS | SIGMA SEDAN | SIGMA GL SEDAN | SIGMA SE SEDAN | SIGMA WAGON | SIGMA GL WAGON | SIGMA SE WAGON |
|---|-------------|----------------|----------------|-------------|----------------|----------------|
| Astron 2.6 litre Silent Shaft Engine (available with 5-speed manual or 3-speed automatic) | NA | O | O | NA | O | O |
| Astron 2000 Silent Shaft Engine (available with 4-speed manual or 3-speed automatic) | O | S | NA | S | S | NA |
| Astron 2000 Silent Shaft Engine (available with 5-speed manual or 3-speed automatic transmission) | NA | O | S | NA | O | S |
| 5-speed transmission (2.0 litre and 2.6 litre engines only) | NA | O | S | NA | O | S |
| 3-speed auto transmission (2.0 litre and 2.6 litre engines only) | O | O | O | O | O | O |
| BR 78 S14 B.S.W. Steel belt radial tyres | O | S | S | O | S | S |
| AM push-button radio and Antenna | O | S | S | O | S | S |
| Stereo Tape Player with 2 speaker system | NA | O | S | NA | O | S |
| Laminated Tinted Gradated windscreen | O | O | S | O | O | S |
| 5.5J x 14" Cast Alloy Wheels | O | O | O | O | O | O |
| Cloth/Vinyl Trim | NA | O | O | NA | O | S |
| Vinyl roof | O | O | O | NA | NA | NA |
| Metallic paint | O | O | S | O | O | S |
| Wide body side protection mouldings | NA | S | S | NA | S | S |
| GLX Sportspack | NA | O | NA | NA | NA | NA |
| Heated Rear Window | O | S | S | O | S | S |
| Air-Conditioning (2.0 litre & 2.6 litre engines only) | O | O | O | O | O | O |

Options:

Integrated factory designed air-conditioning for all sedans and wagons, excluding 1.6 litre Sigma model, is available through your Chrysler dealer.

Sports Pack available on Sigma GL sedan only.

Sports Pack available with 2 litre or 2.6 litre Astron engine with a choice of five speed manual, four speed manual or three speed automatic transmissions, black painted door, grille and headlamp frames and side sill, body side and deck lid striping, GLX badging, sports instrument cluster including tachometer, digital clock and Fuel Pacer and low fuel warning light, soft grip sports steering wheel and "Trident" wool cloth sports seat trim in either light blue or caramel.

Warranty:

Our Unlimited Kilometres Warranty. Chrysler are always out to build better cars. And now there's further proof. Every Sigma is covered by a 12 months unlimited kilometres warranty.

So you can drive as far as you want in the first year with full warranty protection.

We're the first Australian car manufacturer to show this kind of confidence in its products. It just goes to show how deeply Chrysler are committed to your driving pleasure.

"Always consult your Chrysler dealer for the latest details on specifications, options, prices and availability. All product illustrations and specifications referred to herein are correct at the time of publication approval. Some of the equipment shown on product illustrations is optional at extra cost and some options may be required in combination with other options.

Subject to any applicable Federal, State or Territory laws or ordinances which may apply from time to time, Chrysler Australia Limited and/or Chrysler Australia (Sales) Pty. Limited reserves the right, without notice or obligation to discontinue or make changes to designs, specifications, colours and materials of the products and options referred to herein at any time without incurring any liability to any Purchaser thereof."

Chrysler Australia Limited.
Chrysler Australia (Sales) Pty. Ltd.

