

LC 500

EVEN SHARPER,
MORE REFINED



MEET LEXUS CRAFTSMANSHIP

3

THE SPIRIT OF OMOTENASHI

11

LC 500 CONCEPT

43

EXTERIOR:
ELEGANT LOOKS, EMOTIONAL FORM

53

INTERIOR:
SEAMLESS ANTICIPATION LUXURY EXPERIENCE

63

DRIVING DYNAMIC PERFORMANCE:
ADRENALINE-FUELED TECHNOLOGY


75

SAFETY & SECURITY:
HIGH-TECH LUXURIOUS DRIVING EXPERIENCE

89

COLOR VARIATIONS

97



MEET LEXUS CRAFTSMANSHIP

When passion meets experience; say hello to a masterpiece which lead all eyes to it. To bring you the perfect driving experience, our engine systems are carefully crafted in our lab impeccably to give birth to the engine that you have always wished for.

All of the new Lexus models show the true meaning of 'next level' carmaking. Inspired by our "Yet" philosophy, every part of our Lexus is crafted through innovation and sophisticated technology.

L-finesse describes Lexus' unique and dynamic design thinking. It is divided into three noticeable characteristics: Seamless Anticipation, Incisive Simplicity, and Intriguing

Elegance. The L-Finesse design philosophy is an unwavering focus on a premium and elegant driving experience amidst the wealth of complex technology.

Every Lexus vehicle is designed by the master craftsmen called Takumi whose technical expertise, perfect intelligence, and sharp senses are honed by decades of rigorous experiences. Takumi have a passion to dedicate their entire lives to perfecting an individual skill set. The goal is the pursuit of perfection in their chosen field, be it paintwork or welding, vehicle dynamics, or even interior crafting. Which is why, not only is Lexus captivating and luxurious, but Lexus is also highly refined.



“

Takumi have a passion to dedicate their entire lives to perfecting an individual skill set.





THE SPIRIT OF OMOTENASHI

Omotenashi is the Japanese spirit of hospitality that anticipates and fulfils people's needs by bowing down the body, literally. It is as if they have completely given themselves over to you, the embodiment of being "at your service."

The Japanese tradition of *omotenashi* has had a strong influence on Lexus as a brand. The influence of *omotenashi* can be seen in every aspect of Lexus' business. From the beginning, we were determined to treat customers better than any other car company.

Omotenashi is a key element which is also woven into the design of Lexus vehicles. We endeavour to do more than simply meet a person's needs and desires. In this


way, the idea of 'Yet' philosophy lives at the heart of our uncompromising approach to luxury. So all of the people can relish a refined blend of high performance and environmental sustainability.

Omotenashi is valued by Lexus as a means of ensuring that our vehicles exceed expectations. It involves close attention to detail and a personalised approach which understands that every customer is different. The aim is to create a refined interior environment which places customers at the centre of the Lexus experience; calm, in complete control, and delighting in every moment.



“

Omotenashi is the Japanese spirit of hospitality that anticipates and fulfils people's needs.



LEXUS
LC 500








As man, we strive to be the best and achieve the best.
As man, we strive to make the most of every moment.





Immaculate attention to detail is essential to achieve the utmost perfection.

Impeccability is priceless.






Immerse yourself in seeking what is ideal, what is exemplary, what is perfection.



The pursuit is key.
The success and failures on the way will define the destination.



As you go along through your journey,
you quickly realise perfection
does not happen very often.







Sometimes there are those rare moments
when everything lines up.



From the touch of a hand,
to the start of an engine.



It will be the memory of the drive
that will fuel your passion.



The passion will move
you closer to your goal.

SEDUCTION & TECHNOLOGY

The Lexus LC 500 is not simply a car that looks good. This is the latest representation of Lexus evolution in both emotional styling and dynamic driving. It symbolizes the beginning of a new phase for the Lexus brand and represents a greater synergy between engineering thinking and design ideologies. The future is closer than ever before with the LC.

The LC is a parable of what impossible looks like. From visionary concept car to powerful reality. The design wraps the car in a glamorous body that represent an evocative and fluid interpretation of Lexus "Seduction

& Technology" design theme. It lays the foundation for exhilarating performance generated by a 5-liter V8 engine and a Lexus first direct shift 10-speed automatic transmission.


The driving concept "Even Sharper, More Refined" shows that LC 500 used sophisticated technology in every aspects, especially in its ride and handling. The LC's ride is a contemporary interpretation of the finest traditions of the grand tourer, a coupe focused on the road, not the track. The handling grants responsiveness and comfort to deliver the best driving experience.




The Lexus LF-LC Concept (left) and The Lexus LC 500 (right)

We visualised an image of a world-class athlete wearing stylish clothing that covers a toned and muscular body.









EXTERIOR

ELEGANT LOOKS, EMOTIONAL FORM

When expectation meets reality, every part will reveal a sense of perfection. The LC epitomizes the heightened collaboration between design and engineering.

Visual appeal is defined by an athletic aerodynamic shape, a flowing carbon-fiber roof, creating a low, wide imposing stance that come together for a highly functional, passionate package.

All of the form maintain a consistent tension through to the rear end that features slimly designed, multi-layered tail lamps with a unique lighting effect that helps convey a continuous L-shaped graphics. A rear diffuser and active rear spoiler also help manage airflow during performance driving.





1 | Ultra-low Center of Gravity and Dynamic Posture

Nothing beats driving passion as if you are unified with the car. You can perform intense maneuver, yet the LC remains in full precision. The thrill of driving can be obtained from its Ultra-low Center of Gravity and Dynamic Posture. The pillars of the cabin taper from the central position of the occupants. Creating a sense of unity with the low center of gravity body.



2 | Muscular Body Line

While stationary, the LC shows its true identity as a luxurious coupe. Takumi's work of art reflected in every curve of its body, with widely flared fenders as the signature of performance cars. It makes the appearance remarkably muscular. Coupled with the adoption of wider rear tires to deliver an aggressive driving experience.

3 | Flush Door Handle [Lexus First](#)

A true masterpiece would not be separated from the charming details. In the LC, Takumis have created a small part of this car full of art and philosophy. This brilliant touch can be seen on the outside door handle. The LC displays performance coupe proportions with door handles designed to project an avant-garde elegance. The design and technology wraps the car in a glamorous body that represents an evocative and fluid interpretation of Lexus "Seduction and Technology" theme.



4 | 3-beam LED headlamps [Class First](#)

Let everyone admire your LC, either at night or during the day. Not only thanks to an aggressive design, but also compounded by the presence of daytime running lights. This feature makes the LC's fascia increasingly "sharp". Headlamps with newly developed ultra-small 3-beam LED units grant excellent illumination performance, coupled with cornering lamps to help enhance visibility for safe driving when turning at night or blind corners.

5 | Rear Combination Lamps [World First](#)

LC's remarkable performance will always make you one step ahead. While others watch you from behind, they will be mesmerized by the rear combination lamps. Designed with several layers to create an L-shaped illumination with a sense of depth. Within the combination units, the tail lights feature a new Lexus concept, using mirrors to create a multi-reflection, three-dimensional sequence of L-shaped graphics.




6 | Carbon Roof

Not only captivating, every part of LC's exterior was made to support its performance. The dynamic silhouette conceived by serious aerodynamics experience and experimentation of the Takumi, making LC travel faster like a speeding bullet.

The roofline is tapered backward, centrally positioned above the cabin to create a distinctive silhouette. Chrome-plated mouldings along the side of the carbon roof amplify the elegant coupe profile, while the blacked-out rear pillars creates a floating effect that visually separates the roof from the rear spoiler.

7 | Wheels [Class First](#)

The firmness of the LC is established by its groundwork; the elegant yet sporty 21-inch wheels. Its sturdy cross design protruding to the center section, creating a stable driving performance, wrapped by forged aluminium which is light yet strong.



INTERIOR

SEAMLESS ANTICIPATION LUXURY EXPERIENCE

Combination of an elegant design with the latest technology together will bring you the luxury of driving. Every detail is ready to become the show stealer to amaze all eyes that look upon your very own LC 500.

Takumi put considerable effort into creating an engaging yet seductive atmosphere, focusing on details such as the size and angle of the steering wheel, the feel and positioning of magnesium alloy paddle shifters, and alcantara seat surfaces.

The coupe's driving position was calibrated to invite spirited, sporty driving, and help develop easier confidence with a more intuitive control layout. The LC's exquisite door panels, center console and dash pad structures feature element of Lexus' renowned Takumi craftsmanship in their finish.



Specification may vary in other countries, for Indonesian specification please contact our Lexus Associates.



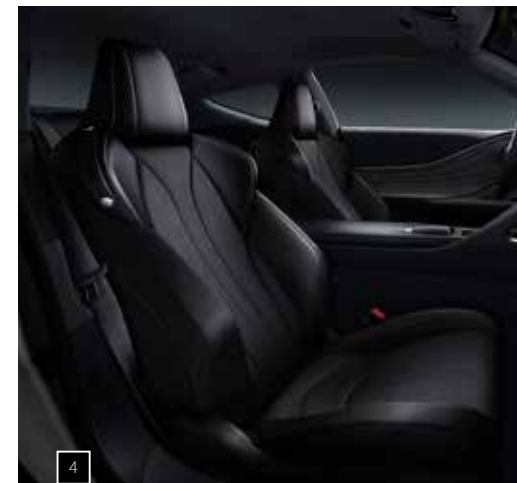
1 | Steering Wheel

As expected from a sports car, the LC's cockpit exudes passionate persona. Particular attention has been given to the steering wheel design, with a change in the cross-section around its circumference to allow for variations in grip and twisting of the wrist. A grip cross-section that varies in accordance with the driver's wrist angle to suit each driving situation and the driver's gripping style. A gently rounded profile for the central grip section where the palm rests on the steering wheel has also been adopted.

2 | Shift Lever

This is the 'gateway' to the sporty driving experience. Slide the shift lever to 'D' position and feel the explosion of the engine performance that takes you to an impeccable driving experience that has never been imagined.

Elegant, the leather-covered shift lever has been stitched as such that the thread is covered within the seams to aid comfortable driving experience. It's a small but thoughtful detail. The LC's shift-by-wire mechanism allows pleasant and quick operation, the shift knob fits snugly in the palm and realizes a luxury feel.



3 | The Lexus Climate Concierge


Your driving desire can continue to heat up, but you will still feel comfortable in the cool cabin with adjustable temperature setting that can be arranged as you please or automatically, in order to create a pleasant journey.

Sophisticated technology adopted in the LC 500 presents the Lexus Climate Concierge as a service for the best driving experience. Linked to the air conditioning, it automatically operates the seat heater and cooler, and steering wheel heater. A Lexus Climate Concierge monitor has been provided in Electro Multi Vision (EMV), allowing the operation status to be confirmed on the screen.

4 | Seats

You will be faced with great temptation to drive this car at full speed or maneuver sharply. Guaranteed by the stability of the driving position with horizon sporty seat design brought to the LC. Providing the driver a seat with the best possible combination of support and comfort was a focus point in the development of the LC's cabin. The aim was to deliver an advanced design with excellent holding performance and superb comfort. The seats has been re-developed with redesigned side supports and an aluminium seat frame.

The LC's sport seat has side supports that firmly hold the body even when driving on winding roads, snug-fitting seat cushion shape for good comfort, outer shield wrapped in a high quality Slyphy covering and walk-in function with linked forward folding operation of the seatback for smooth/egress to the back seat.



5 | Analog Clock

Time is everything, especially for those who aspire to savor every moment. Although your wheels are moving fast, it is never a struggle to enjoy the drive.

The ever glowing, elegant analog clock set in the center of the instrument panel is beautifully crafted embodying simplicity and modern design, a fashionable expression of Lexus qualities befitting a sports coupe. The simple dial plate and 3-dimensional scales ensure good visibility.

6 | Mark Levinson Premium Surround System

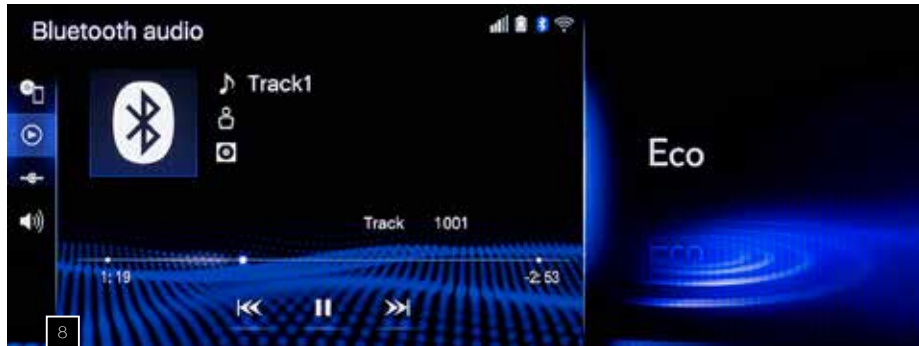
Equipped with the 13-speaker Mark Levinson premium surround system, your luxurious yet comfortable experience will be enhanced with the concert-like atmosphere of accurate sound stage with high clarity as well as rich low-range surround sound. Drive and enjoy the exquisite sound as if you're listening to a live concert.



7 | Instrument Illumination

The excitement of driving is determined from the very beginning and the end of a journey. Everyone loves a warm welcome. The LC 500 could give it to you from the very beginning you approach the door, through the instrument illumination that light up and welcome you to start a remarkable driving experience.

The interior, outside door, instrument panel, and door trim lights will turn on when the driver approaches whilst holding the key. The shading of the Alcantara features impressive indirect lighting that highlights the L-pattern ornamentation, inviting to an extraordinary space. When the door is opened, the seat and leg space are illuminated brightly, welcoming the driver and passengers. The area surrounding the shift knob is illuminated after the engine is started, to begin the perfect driving experience.




8 | EMV

The sophistication of the technology information enfolds in a neat and elegant dashboard design, presenting you with a taste of the future. Information and entertainment are presented on the head unit in the LC 500 with a high definition 10.3-inch Electro Multi Vision (EMV) wide display.

9 | Drape Like Door Trim World First

Sense of perfection is defined by the stylish interior and exterior. Detail of elegance is reflected through the design of the door trim that welcome you to start an astonishing journey.

To create the deep grooves in the door trim, the LC 500 started with a urethane elastomer foam, covered in a double layer of raschel for ventilation and padding, then finished with alcantara.



DRIVING DYNAMIC PERFORMANCE

ADRENALINE-FUELED TECHNOLOGY

The thrill of an awe-inspiring drive is determined by each part of the engine that is attached to the car. These parts comprise the 'heart' of the ride that pumps the power, ready to pursue your adrenaline rush.

The LC offers a more dynamic driving experience and character than any Lexus before. This is also the first Lexus to use the all-new premium rear wheel drive luxury

platform. Helping power transfer to the rear wheels is a newly developed direct shift 10-speed automatic transmission.

The heart of the LC 500 is derived from the proven, high-revving 5.0-liter, naturally aspirated V8, providing smooth, linear throttle response and emotional engine sound.







1 | Engine

The essence of a sports car is the acceleration it boasts. Either when used for a memorable long distance journey or on an adrenaline-fueled track day. This complete satisfaction is something you can only obtain from the LC's power core.

The performance heart of the LC 500 is Lexus' high-revving, naturally aspirated 5.0-liter V8 gasoline engine to deliver the gratifying experience of acceleration that feels as though it could continue endlessly, combined with excellent response and powerful output. Fine tuning has been conducted to produce performance worthy of the ultimate premium sports car engine.

The V8 supports the essential dynamic character of the performance coupe, providing smooth, linear throttle response and generating a stirring engine note. Maximum power of 471hp delivered at 7,300rpm. This gives the LC 500 a zero to 100km/h sprint time of less than 4.5 seconds. The intention is to provide responsiveness and high output from a naturally aspirated unit.

The engine is designed for durability and has a lightweight construction, with high-strength, forged connecting rods and titanium valves that allow it to flourish at high revs. A dual intake inlet enables efficient breathing and contributes to the unit's distinctive sound.

Noise and vibration have been reduced by the use of a double torsional damper on the crank pulley, while fuel efficiency is supported by the use of D-4S direct fuel injection, optimized VVT-i operation and a high compression ratio. Extensive measures have also been taken to reduce friction and pumping losses.



2 | Transmission Lexus First

Feel the adrenaline gushing as you penetrate into the heart-racing speed: both in the straight solid path or when maneuvering in a sharp turn. Be it any driving situation, you will always get the impressive power output, presented by the intelligence of LC's transmission system.

The LC 500 sought to avoid the drawbacks of systems where driving pleasure is diminished by the wider spacing of the higher gears, often producing an unappealing, drawn-out engine sound. The solution is a new direct shift 10-speed unit with close ratios that bring the gears closer together, and even spacing between each gear.

An extra gear was added to eliminate the feel of second and third gears being drawn out for too long, and a 10th gear has been provided to allow for efficient high-speed cruising at reduced engine rpm. The system provides some of the world's quickest shifts, giving a rhythmic shifting with no "shock" effect, and a harmonized engine sound, contributing greatly to the aim of making the LC "sharper and more refined".

In a first for Lexus, the transmission uses competitor-top shift speed with crisp shifts with a drive mode stitching function. The system will adapt gear selection to suit, even if the driver has not used the Drive Mode Select switch.

The transmission benefits from a new torque converter with full range lock-up control to support the delivery of a direct feel and eliminating unnecessary revving of the engine. The complete unit is comparable in size and weight to Lexus' current 8-speed automatic transmission.



3 | Suspension

One other thing worth mentioning as an engineering masterpiece is when it can integrate functions simultaneously, and contribute to the aesthetics of the vehicle at the same time. All of these can be seen in the suspension system of the LC.

- **Front Suspension**

In order to maintain the appearance of the LF-LC concept, Lexus engineers have developed a front suspension fitted under the low hood. The result is a new double-joint multi-link suspension, the forged aluminum upper arm is secured at two points, which ensures all movements are mirrored from the lower arm. The double-joint design reduces the necessary height of the suspension system, as placement is lower than a traditional single-joint setup.

- **Rear Suspension**

The LC's rear suspension is a low mount type multi link. Optimally positioned suspension arms and adhesive bonded stabilizer bar and stabilizer link for excellent suspension and suspension roll rigidity. The aim is steering stability and ride comfort at a high level and contribute to realizing the unique silhouette of the LC.



4 | Steering System

Driving the LC 500 means that you are ready to relish all the surprises this masterpiece holds, including precise control of every movement of the steering wheel. You can spur your LC according to your preference, because the dynamic rear steering function ensures that you can drive briskly while slow, and stable while swift. Prepare to be carried to the fascinating driving experience of the Lexus LC.

Introducing the Lexus Dynamic Handling System (LDH), an active computer system that augments the Variable Gear Ratio Steering (VGRS), the Electric Power Steering (EPS) and the Dynamic Rear Steering (DRS) that enables the driver to turn the rear wheels.

5 | Brake System

Great power brings great responsibility as well. An exceptional braking system ensures the car to stop at the right moment, either for the safety or merely help you obtain the most ideal angle into the next bend in the circuit, as owned by the LC.

The 20-inch front brake discs and 18-inch rear brake discs feature a 2-piece construction which is made of aluminium, separated from the friction surfaces. This construction results in a light weight and reduced heat deformation, while the rear discs feature an inner hat structure for the same purpose. To enhance the cooling performance, spiral fin type ventilated discs have been adopted.



6 | Aerodynamic

The air is absolutely not the 'enemy' for this car. The LC brings Lexus' best aerodynamic formula that can actually utilize the wind to lift the overall performance of the car. Small stabilizing fins behind the side mirrors are used to pull air close to the vehicle, and aero ducts in both the front bumper and side skirting feeds air across the sidewalls of all four tires for greater straight-line stability. Underneath, all components are covered by an extensive underbody plane, the covering raises up and meshes with the muffler design to form a massive integrated air diffuser. For further stability, an active rear wing is automatically raised when it reaches 80km/h to reduce lift at higher speeds.







SAFETY & SECURITY

HIGH-TECH LUXURIOUS DRIVING EXPERIENCE

Let perfection and luxury always spur you to continue driving with the speed that brings the adrenaline through the boundaries, because the comfort of leading edge technology wrapped in a safety system will always protect you. The LC 500 pays attention to every detail of safety required to unleash remarkable driving sensations.

To help ensure the safety of the driver and passengers, the LC grasps the use of high-quality technologies to afford a margin of protection.

These safety components include Vehicle Dynamics Integrated Management (VDIM), advanced vehicle dynamics management technology which provides integrated control of the BSM, ECB, EPS and other systems to help stabilize vehicle behavior. RCTA and BSM use advanced camera and radar technologies to enhance driver awareness of other vehicles in various driving situations.

To help reduce the impact when an accident, the LC provides a high-rigidity body structure. Inside the cabin, 10 SRS airbags help reduce the impact to occupants in a collision.



1 | Vehicle Dynamics Integrated Management (VDIM)

Safety becomes a major focus for Takumi in designing the LC. Passion is poured into the form that was born and bred out of sophisticated technology, which in turn, attempts to reduce the negative impacts that occur.

In a variety of driving situations, VDIM technology supports driving in safety and comfort. The VDIM's system implements co-operative control of all vehicle subsystems; braking, steering, powertrain, and suspension. All system in VDIM helps to enable exceptional ride comfort, enhanced traction and safety, and handling agility.



2 | Airbag

Nothing can guarantee your road safety, but be assured, the LC 500 provides you with several types of airbags to reduce the impact from accidents; driver SRS dual stage airbag, SRS knee airbag, passenger SRS dual stage airbag, front SRS side airbag, and SRS curtain shield airbag.



3 | Rear Cross Traffic Alert (RCTA)

The RCTA system will guide and protect you while pushing your LC 500 to the limit. To assist safe reversing, it employs the BSM radar. When reversing, this function uses quasi-millimeter wave radar to detect vehicle approaching the area behind the vehicle. When an approaching vehicle is detected, the RCTA function alerts the driver using a buzzer and indicators on the outer mirrors.



4 | Blind Spot Monitor System

During lane changes, the BSM uses quasi-millimeter wave radar to detect vehicles present in the blind spot, and alert the driver using an indicator in the outer mirror. The sensing range extends up to 60 meters rearward in the adjacent lane. The system also detect vehicles approaching at speed from the rear within the blind spot, and alerts the driver using an indicator in the outer mirror.



Security System

Stay connected with your LC 500 wherever you are, even when miles apart. The LC provides various type of alarms that will pry away thefts from breaching your car.

- **Security Alarm Control**

The security alarm in the LC is linked with the door courtesy switch and monitors for any unauthorized entry into the vehicle. If a break-in is detected, an alarm is generated using the horn and hazard lights to deter vehicle theft. Alarm control is initiated simultaneously when the user locks the vehicle.

- **Self-powered Siren**

When the vehicle's battery or communication line is disconnected, an alarm is generated with a siren that has an internal battery. In the event of a normal alarm, the self-powered siren generates an alarm based on instructions from the Electronic Control Unit (ECU) that controls security.

- **Ultrasonic Break-In Sensor**


The ultrasonic break-in sensor is a system that uses sensors to detect the movement of intruders who have breached the vehicle. The sensor detects the presence of an intruder based on the frequency difference between waves sent from the sensor and the reflected waves.

- **Glass Breakage Sensor**

When the glass is broken, the glass breakage sensor will detect and create an alarm to warn the driver.

- **Tilt Sensor**

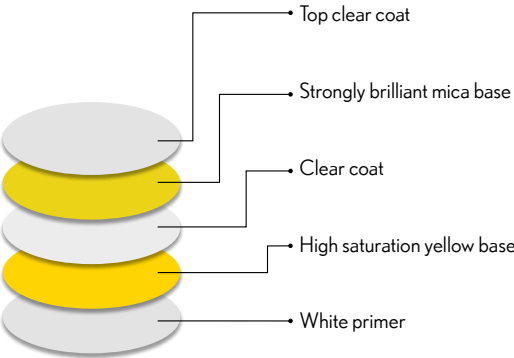
A tilt sensor calculates the tilt angle of the vehicle body, and monitors change in the vehicle angle when parked. Since it is possible that the vehicle will tilt and be disturbed after parking from natural causes, this alarm can be set with the tilt sensor deactivated.



COLOR VARIATIONS



Paint Layer Composition



Naples Yellow Lexus First

The Lexus LC 500 presents an emotional color that evokes agile driving performance. Multiple yellow coats are applied to create a highly chromogenic color. The bright highlights sparkle with yellow mica particles, evoking a sporty atmosphere.

The whitest color from the current lineup combined with the highly dense yellow with high saturation and strong brilliance has been realized by layering the two different coats of a yellow base and a brilliant mica base.



White Nova Glass Flake



Graphite Black



Sonic Silver



Sonic Titanium



Black



Dark Gray Mica



Garnet Red Mica



Radiant Red



Amber Crystal Shine



Deep Blue Mica

UPHOLSTERY



Black



Dark Rose



Ochre



Black

Dark Rose

Ochre

SPECIFICATION

DIMENSION

LxWxH (mm)	4,770x1,920x1,345
Wheelbase (mm)	2,870

ENGINE AND CHASSIS

Engine Type	2UR-GSE
Engine Configuration	V8, 32 Valve DOHC with Dual VVT-i
Displacement (cm ³)	4,969
Max. Output (hp/rpm)	471 / 7,100
Max. Torque (Nm/rpm)	530 / 4,800-5,600
Transmission	10-Speed Automatic
Drivetrain	FR
Max. Speed (km/h)	270
Brake Type (Front & Rear)	Ventilated Disc Brake
Dynamics	Lexus Dynamic Handling with Dynamic Rear Steering

EXTERIOR

Front Lighting System	3 Bi-LED Projector
Rear Lighting System	LED with a Sense of Depth
Door Handle	Flush Type
Tires & Wheels	245/40+275/35RF21 Forged
Rear Spoiler	Retractable
Roof	Carbon

INTERIOR

Seating Capacity	2-Row, 4-Person
Seat Cover Material	Alcantara
Audio System	Mark Levinson Surround Audio with 13 Speakers
Front Monitor	10.3-inch EMV
Drive Mode Select	5 Modes (Eco - Comfort - Normal - Sport - Sport+)
Instrument Finish Panel	Metal Preparation
Navigation System	Lexus Navigation System
Seat Type	Semi Bucket Sport Seat
Air Circulation	Climate Concierge
Head Up Display	With (Color)
Seat Heater/AC	Heat and Cool
Parking Assist	Rear Camera + Sonar

SAFETY

Airbags	10 Airbags
Lane Change Assist	BSM (with LCA and RCTA)
Brake Feature	ABS
Vehicle Stability	VDIM



LEXUS INDONESIA PRIVILEGES

When you own a Lexus, you will receive 5 years free service and parts complete with 3 years warranty.*

24/7 LEXUS CONCIERGE CENTER

At Lexus, you will not only enjoy the vehicle's unparalleled luxury and advanced technology, but also the complete customer care experience.

Our Lexus Concierge Service will always be there to assist, as well as the Emergency Roadside Assistance (ERA).

Reach us at Lexus Concierge Center +62 21 390 9999 or visit www.lexus.co.id for further information.

*terms and condition apply

Specification may vary in other countries, for Indonesian specification please contact our Lexus Associates.

