





SIGMA

SIGMA



Push-button radio, standard.
Stereo cassette player, optional.



Remote boot release.



Overhead console.



Optional leather trim.




Standard cloth trim.



Reclining rear seat with centre arm rest.



Seat controls conveniently grouped.



Rear seat reading light.



Adjustable lumbar support.



Tilt column steering wheel.



Tilting seat.



Instrumentation.

Sigma is a range of new generation sedans, wagons and a coupe designed to introduce the motoring public to a new level of performance, comfort and sheer driving pleasure.

With aerodynamic styling, well-appointed, spacious interiors, the remarkably smooth power of Chrysler's exclusive 'silent shaft' Astron engine and the superb ride and handling of a unique four wheel coil suspension system, the Sigma range is nothing short of sensational.

Sensational Sigma SE.

The SE is the premier car of the range and is equipped as befits its position.

The two litre, four cylinder 'silent shaft' Astron engine, electronic ignition and five speed transmission including overdrive are standard equipment. (A three speed automatic is available as an option.)

The interior of the SE is as you would expect, feature-packed comfort. Attractive cloth trim is standard or you may specify the optional leather trim. To enable you to find your most comfortable driving position the driver's seat adjusts fore and aft, has adjustable tilt and variable lumbar support, plus an adjustable steering wheel height.

Rear seat comfort items like head rests, centre fold down arm rest, reading lights, and even a reclining back seat set the Sigma SE above all other cars in its class.

The distinction of SE is complete with overhead console with warning light cluster, cut pile carpet, push-button radio, full instrumentation behind smoked glass, remote boot release, carpeted boot, laminated windscreen (tinted gradated), steel belt radial ply tyres and quartz halogen high beam headlights set in an exclusive grille design.

Sensational Sigma GL.

The body design of Sigma is not only beautifully styled, it is extremely functional as well.

The low height, low angle frontal lines brush air resistance aside. The discreet front air-dam and semi fast back styling develop an air pressure pattern that produce real down thrust on the road. These combined with a list of other features make the Sigma GL sedan a driver's dream.

Beneath the outstanding lines, fitted with side protection strips, there is the remarkable engineering and smooth power of the 4 cylinder 1850 'silent shaft' Astron engine, mated to a 4 speed gearbox. (A 4-cyl Astron 2000 engine with 5 speed manual transmission including overdrive or three speed automatic is available as an option.)

Textile radial ply tyres combined with front disc brakes and all round coil suspension give Sigma GL predictable handling and a smooth ride on all road surfaces.

Inside, the equipment matches the performance.

From the comfortable driver's seat with head rest, look into the prismatic day-night rear view mirror and you look out through a standard heated rear window. Vinyl trim is standard with cloth as an option.

Comprehensive instrumentation with voltmeter, temp gauge, speedo, trip odometer, and electric clock plus fully adjustable flow through ventilation, push-button radio in centre console and carpeted kick pads on all doors are just a few of the sensational standard features.



SIGMA GL




Optional 5 speed transmission.



Instrumentation.




Cloth trim optional.



Electronic ignition on Astron Engine.



Spacious boot.



Vinyl roof. Optional all sedan models.

Sensational Sigma Galant.

Sigma Galant has the same sensational body style as the other Sigma sedans. The same dual headlights are there, the same front air dam, the same anti-lift wipers and the same locking fuel cap.

The same four wheel coil suspension system. The same energy absorbing safety steering column with adjustable tilt control, the same intermittent wipers, stalk control and 3 speed heater. The same courtesy lights on all doors, even the ashtray and cigarette lighter.

You get reclining front seats with head rests, arm rests on all doors, full height vinyl door trim and comprehensive instrumentation including a clock.

The one major difference is under the bonnet. Sigma Galant's power unit is the reliable, proven four cylinder 1600 overhead cam Saturn engine with a four speed transmission.

Or we can supply this sensational car with the optional four cylinder 'silent shaft' Astron 2000 engine with three speed automatic transmission.



SIGMA GALANT



Laminated windscreen.
Standard on SE, optional on GL and Sigma Galant.



Instrumentation.



Standard vinyl trim.



Push-button radio.
Standard on SE and GL, optional on Sigma Galant.



GL and Sigma Galant seat controls.



Dual headlights.

Sensational Sigma Wagons.

The latest additions to the Sigma range. Three handsomely styled wagons—the top of the line SE, the GL and Sigma Galant.

Each is powered by Chrysler's exclusive 'silent shaft' Astron engine. The GL and Sigma Galant come equipped with the 1850 engine with four speed transmission, while the SE features the larger 2000 Astron with five speed transmission including overdrive (an option with GL). A 2000 3 speed automatic is available as an option with all three.

Chrysler's unique four wheel coil suspension system is common to all, with textile radial ply tyres on the GL and Sigma Galant and steel belted radials on the luxury SE. These combine to deliver confident handling and smooth ride.

The large rear window affords the driver excellent visibility. A rear washer-wiper and tinted, heated rear window, standard on SE and GL, add important safety factors to family driving.

Lift the tail gate to reveal a roomy cargo interior. Chrome skid strips protect the carpeted cargo area in both SE and GL. For extra room the rear seat folds forward easily.

In the front, Sigma wagons have all the standard comfort features—from reclining bucket seats to attractive, comprehensive instrumentation—that have helped to make Sigma sedan Australia's top selling four cylinder sedan.



SIGMA SE



SIGMA SE

Cast alloy wheels optional.






Suspension test.



Water leakage test.



The sensational Astron engine.

Today's economical and ecological considerations point up the inherent advantages of the four cylinder engine.

Fours have always had adequate power but never the smoothness of a six cylinder or V8 engine. That is until Mitsubishi developed the sensational four cylinder Astron 'silent shaft' engine.

The enemy was vibration. Their engineers took the problem by the horns and quite literally, countered it out. All they added, over and above traditional 4 cylinder components, were two simple shafts, geared to rotate at twice the speed of the crankshaft.

Acting as a counter balance these shafts effectively cancel out the vibration produced by the vertical piston stroke, and also the rolling caused by each combustion within the cylinders.

The result is the ideal four cylinder engine; efficient, responsive and ecologically clean, with smooth, economical power.


As further proof of its smoothness, ask your Chrysler dealer to duplicate the glass of water test shown on the left.

In each of the photographs the engine is running at 5 000 r.p.m. The one on the top is the conventional 4 cylinder, and on the bottom, the sensational Astron engine.

And this is the engine that powers the entire Sigma range, excluding Sigma Galant sedan.



Braking test.



High speed track test.



Steering lock test.



Slalom handling test.



Sports pack Instrumentation.

Sensational performance.

The Astron silent shaft engine functions powerfully and smoothly. But there is more, much more, to the sensational performance of the Sigma range.

Each car is fitted with a unique four wheel coil suspension system that delivers impeccable ride and handling.

The proven form of McPherson struts incorporating coil springs plus an anti-sway bar, is matched with a rear suspension of four links, coil springs and assist links.

This gives the impressive combination of comfortable ride for the passengers and satisfying handling for the driver.





Push-button radio and stereo cassette.



Overhead console.



Digital clock.



Power boosted disc brakes on all wheels.



Seat controls conveniently grouped.



Cloth upholstery.



Built-in headrests in rear seat.



Dual rectangular headlights.



'Walk-in system' for back seat passengers.



5 speed transmission, standard.



Sporty cast alloy road wheels.



Instrumentation.

Sensational Sigma Scorpion.

From the long, lean, sculptured body lines to its luxurious, feature-packed interior, the fully imported Sigma Scorpion has been designed for complete driving pleasure and comfort.

At its heart beats Chrysler's exclusive 4 cylinder Astron 2000 Silent Shaft engine, providing smooth power and performance. Five speed transmission, including overdrive, is standard. (Three speed automatic is available as an option.) Wide steel belted radials ply tyres on alloy wheels, 4 wheel disc brakes and 4 wheel coil suspension enhance Scorpion's superb, confident road handling and ride.

Open the door. Inside, Scorpion is sheer comfort. Plush cloth upholstery, ultra-modern soft-grip single spoke steering wheel, comprehensive, easy to read instrumentation including tachometer, overhead console with a digital clock, loop-pile carpet, push-button radio and cassette player are all standard.

And so you can find your most comfortable driving position, the driver's seat adjusts fore and aft, reclines and has variable lumbar support. The steering wheel height can also be adjusted.

Sigma Scorpion also features a unique 'walk-in' system for the convenience of rear seat passengers. The front passenger seat automatically folds forward and moves forward to allow easy access to the rear seat, then returns to its original position.

Style. Performance. Comfort. Luxury. Any way you look at it, Chrysler Sigma Scorpion is sensational.

SIGMA SPECIFICATIONS.

Sigma SE sedan and wagon.
Astron 2000 Silent Shaft overhead cam 4 cylinder engine with electronic ignition and single two barrel carburettor with automatic choke. 5 speed manual transmission including overdrive. Optional: three speed automatic.

Sigma GL sedan and wagon.
Astron 1850 Silent Shaft overhead cam 4 cylinder engine with electronic ignition and single two barrel carburettor with automatic choke. 4 speed manual transmission. Optional: Astron 2000 Silent Shaft engine with 3 speed automatic transmission or 5 speed manual.

Sigma Galant sedan.
Saturn 1600 overhead 4 cylinder engine with single two barrel carburettor with automatic choke. 4 speed manual transmission. Optional: Astron 2000 Silent Shaft engine with 3 speed automatic transmission.

Sigma Galant wagon.
Astron 1850 Silent Shaft overhead cam 4 cylinder engine with electronic ignition and single two barrel carburettor with automatic choke. 4 speed manual transmission. Optional: Astron 2000 Silent Shaft engine with 3 speed automatic transmission.

Sigma Scorpion.
Astron 2000 Silent Shaft overhead cam 4 cylinder engine with single two barrel carburettor with automatic choke. 5 speed manual transmission including overdrive. Optional: three speed automatic.

Suspension - All models.

Front: McPherson strut with coil springs, double acting hydraulic telescopic shock absorbers and anti-sway bar. Rear: 4 link coil suspension with assist links. Double acting hydraulic telescopic shock absorbers.

Steering.

Variable ratio, ball and nut. Energy absorbing steering column with tilt control.

Brakes.

Power boosted system. Scorpion features front and rear disc brakes while the rest of range has separate front and rear systems for front discs and rear drums. Pressure sensitive proportioning valve and warning light in case of individual system failure. Tandem master cylinder. Handbrake 'on' and brake failure warning lights.

Electrical System.

12 volt, negative to earth. Alternator with electronic voltage regulator.



SIGMA OPTIONS	SIGMA GALANT SEDAN	SIGMA GL SEDAN	SIGMA SE SEDAN	SIGMA GALANT WAGON	SIGMA GL WAGON	SIGMA SE WAGON	SIGMA SCORPION
Astron 2000 Silent Shaft Engine (only available with 5 speed manual or 3 speed automatic transmission)	O	O	S	O	O	S	S
5-speed transmission (only with Astron 2000 engine)	NA	O	S	NA	O	S	S
3-speed auto transmission (only with Astron 2000 engine)	O	O	O	O	O	O	O
AR78S x 13 Steel Belt Radial Ply Tyres	O	O	S	O	O	S	NA
P.B. Radio and Antenna	O	S	S	O	S	S	S
Stereo Tape Player with 2 speaker system	NA	O	O	NA	NA	NA	S
Laminated graded windscreen	O	O	S	O	O	S	S
Leather trim	NA	NA	O	NA	NA	O	NA
Cloth trim	NA	O	S	NA	O	S	S
Vinyl roof	O	O	O	NA	NA	NA	NA
Metallic paint	O	O	S	O	O	S	S
Body side protection mouldings	O	S	S	O	S	S	S
Sportspack (only with 5-speed manual or 3-speed auto transmission)	NA	O	NA	NA	NA	NA	NA
5.5" Classic Cast Alloy wheels	O	O	O	O	O	O	NA
Heated Rear Window	O	S	S	O	S	S	S
Air-conditioning (not available with 1600 Saturn engine)	O	O	O	O	O	O	O

S=Standard O=Optional NA=Not available

"Always consult your Chrysler dealer for the latest details on specifications, options, prices and availability. All product illustrations and specifications referred to herein are correct at the time of publication approval. Some of the equipment shown on product illustrations is optional at extra cost and some options may be required in combination with other options. Subject to any applicable Federal, State or Territory laws or ordinances which may apply from time to time, Chrysler Australia Limited and/or Chrysler Australia (Sales) Pty. Limited reserves the right, without notice or obligation to discontinue or make changes to designs, specifications, colours and materials of the products and options referred to herein at any time without incurring any liability to any Purchaser thereof."

Chrysler Australia Limited. Chrysler Australia (Sales) Pty. Limited.

Wheels and Tyres.

Wheels for all but Scorpion: 5J x 13". Scorpion wheels: Cast alloy road wheels: 5.5J x 14". Tyres: Sigma SE sedan and wagon: AR78S x 13" steel belt radials. GL and Sigma Galant sedan and wagon: 165SR x 13" radial ply (AR78S x 13 steel belt radials are optional). Scorpion 195/70HR14 steel belt radials.

Dimensions mm (in.)

Overall length: Sigma SE sedan 4330 (170.5) Sigma GL and Sigma Galant sedans 4300 (169.3) Sigma SE wagon 4370 (172.0) GL and Sigma Galant Wagon 4340 (170.8) Scorpion 4510 (177.6)

Overall width: Sigma SE and GL sedan 1668 (65.7) Sigma Galant Sedan 1655 (65.2) Sigma SE and GL wagon 1668 (65.7) Sigma Galant wagon 1665 (65.2) Sigma Scorpion 1675 (65.9)

Overall height: For all sedans 1360 (53.6) For all wagons 1384 (54.5) Sigma Scorpion 1330 (52.4)

Wheelbase: For all 2515 (99.1) Front track: For all sedans and wagons 1350 (53.2) For Scorpion 1370 (53.9) Rear track: For all sedans and wagons 1340 (52.8) For Scorpion 1355 (53.3)

Options.

Integrated factory designed air-conditioning for all Sigma sedans and wagons is available through your Chrysler dealer. Air-conditioning unit for Scorpion fitted by your Chrysler dealer.

Sigma Sportspack. Only available in Sigma GL sedan with 5 speed manual or 3 speed auto. Incorporates stripes on air dam, body side and boot lid, black painted upper door frames, QH high beam headlights, sports steering wheel, sports instruments, steel belt radial ply tyres, Astron 2000 engine, and Lawson cloth seating.

OUR UNLIMITED KILOMETRES WARRANTY.

Chrysler are always out to build better cars.

And now there's further proof.

Every Sigma is covered by a 12 months/ unlimited kilometres warranty.

So you can drive as far as you want in the first year with full warranty protection.

We're the first Australian car manufacturer to show this kind of confidence in its products.

It just goes to show how deeply Chrysler are committed to your driving pleasure.