

First-ever  
**KONA N**

2022



# Performance to the power of **N.**

N is our high-performance brand inspired by motorsport. Every N model is the result of decades of experience from our R&D centre in Namyang, Korea, and endless testing at the Nürburgring in Germany, one of the world's most demanding racetracks. Through this painstaking process, N performance, design and technology is born. Experience highly concentrated performance in a precise package designed to elevate driver engagement to a whole new level.



Our first **N** SUV.



The KONA N has arrived. A high-performance SUV that's both race-worthy and city-savvy.

# More power to you.

The KONA N has arrived. Its powerful 2.0L Turbocharged, flat-power GDI engine with 276 hp and 289 lb.-ft. torque will take you enthusiastically from 0 to 100 km/h in a mere 5.5 seconds with launch control. It's a rascal in the corners, courtesy of its Electronically Controlled Suspension. And the KONA N is mated exclusively to a standard 8-speed wet Dual-Clutch Transmission with race-worthy paddle shifters that put all the power in your hands.



## Electronically Controlled Suspension (ECS)

Allows optimal control of damping force of suspension to suit the driving situation and offers a clearly differentiated ride feel according to drive mode.



## Electronic Limited-Slip Differential (e-LSD)

The KONA N provides world-class cornering ability with an electronically controlled mechanical limited-slip differential. This system uses true torque vectoring to intelligently and precisely distribute torque where it's needed most. This increases cornering speed and reduces understeer for enhanced handling agility.



Traction mode<sup>^</sup> offers special traction tuning for **SNOW**, **DEEP SNOW**, **MUD** or **SAND**, optimizing available traction in those special conditions. Traction mode optimizes the Traction Control System, Electronic Limited-Slip Differential and Electronic Stability Control for best traction in the chosen condition.



### SNOW mode

Optimized for snow-covered and slippery roads. This mode will distribute the driving force of the vehicle based on road conditions to help suppress wheel slippage.



### DEEP SNOW mode

When road conditions deteriorate and snow begins to pile up, **DEEP SNOW** mode utilizes the KONA N traction control more efficiently to prevent wheel slippage and to keep you in control.



### MUD mode

Optimized for muddy, rutted or uneven terrain. In **MUD** mode, sensors can instantly detect wheel slippage and automatically redirect torque to the wheel with the most traction, so that you can keep moving despite the hazardous driving conditions.



### SAND mode

Optimized for loose sand or deep gravel. Special algorithms developed for sand driving secure the right gear and help ensure each wheel receives the right amount of torque at the right moment to deliver optimal tire traction.

<sup>^</sup>Traction mode is designed based on 2WD (2-Wheel Drive). Do not drive in conditions that exceed the vehicle's intended design. For best vehicle performance, it is recommended to use Traction modes only on the corresponding surface. Invalid mode selection can lead to loss of traction and vehicle control. DEEP SNOW is exclusive to KONA N.

## N 8-speed Wet Dual-Clutch Transmission.

The standard N 8-speed wet Dual-Clutch Transmission (N DCT) is an automated transmission with two separate clutches for increased efficiency, faster shifting and driving convenience. The wet clutch system offers better cooling and copes with high torque; it comes with a simple gear lever arrangement, so you can push forward to downshift and pull back to upshift. With three high-performance functions enhancing the fun, you get full control over your drive.

**"N Power Shift"** provides a dynamic shifting style, giving you a push-feel after shifting, designed to mimic the sensation of manual transmission.

**"N Grin Shift"** will put a grin on your face with the push of a button, giving you a max-power turbo boost for 20 seconds.

**"N Track Sense Shift"** senses when road conditions are optimal for dynamic driving and automatically activates, selecting the right gear and shift timing for optimal performance, allowing you to focus on steering.

# The look of **N.**

The KONA N is our first high-performance SUV. From its race car-inspired lowered front fascia with eye-catching red accents\* to its N-exclusive 19" alloy wheels with high-performance Pirelli™ summer tires, to its distinctive N red-painted brake calipers, to its wing-type rear spoiler and N rear bumper and diffuser, everything about the outside of the KONA N shouts performance.



**N front fascia with unique red front accents\***  
**N front mesh grille with N emblem**



**N-exclusive 19" alloy wheels with Pirelli™  
high-performance summer tires**



**N red-painted brake calipers**



**N double wing-loop spoiler**



**N rear bumper and diffuser**



**Dual large-bore exhaust outlets**



**LED projection-type headlights (low and high)**



**Full LED tail lights**

\*Not applicable to Ignite Flame exterior colour.

# It's what's inside that counts.

Settle into the KONA N sport leather/suede combination seats, wrap one hand around the N badged steering wheel and the other on the specially designed N gear shift knob.

Press the KONA N start button and immediately feel the power beneath your feet through its alloy sport pedals.

The KONA N surrounds its driver in complete comfort, style and safety, including heated front seats and steering wheel, head-up display, distinctive aluminum N door scuffs and high-performance seating surfaces designed for improved passenger stability during racetrack driving.



**N sport leather/suede combination seats**




**N leather-wrapped sport steering wheel with paddle shifters and N Grin Shift and N Mode buttons with N gear shift knob**




**Alloy sport pedals**



**Interior ambient lighting, cup holder and foot well areas**



**Heated front seats and steering wheel**



**Aluminum N door scuff**

# A high-tech high performer.

Everything about the KONA N is engineered to perform.

With Apple CarPlay™ and Android Auto™ smartphone connectivity, you can seamlessly stream your favourite playlist, use voice commands for text messages and interact with your favourite apps on the 10.25-inch touch-screen.

Add a soundtrack to your drive with its eight-speaker harman/kardon® premium audio system.

And stay connected to your vehicle and the world with BlueLink® and a three-month trial of SiriusXM™ satellite radio.



Dual 10.25" widescreen navigation and digital cluster display  
Head-up display with N graphics



harman/kardon® premium audio with 8 speakers



Wired Apple CarPlay™ and Android Auto™  
BlueLink® and SiriusXM™



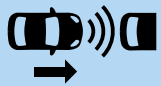
Wireless charging pad▼

# Hyundai SmartSense™

Our suite of available Hyundai SmartSense™ safety features includes a range of camera, radar and motion detection technologies to provide you with added peace of mind.

The KONA N keeps you protected on the track or your commute with Forward Collision-Avoidance Assist with Pedestrian Detection<sup>1</sup>, Lane Following Assist and Lane Keeping Assist, Blind-Spot Collision-Avoidance Assist, Driver Attention Warning, Safe Exit Warning and Parking Distance Warning — Reverse.

## Standard features:



Forward Collision-Avoidance Assist with Pedestrian Detection



Blind-Spot Collision-Avoidance Assist (BCA)



Lane Following Assist (LFA)



Lane Departure Warning with Lane Keeping Assist (LKA)



Parking Distance Warning - Reverse



Rear Cross-Traffic Collision-Avoidance Assist (RCCA)



High Beam Assist (HBA)



Tire Pressure Monitoring System



Rear Occupant Alert



Safe Exit Warning



Driver Attention Warning



# Ultimate convenience. Ultimate connectivity.

Bluelink<sup>®</sup> is our connected vehicle system that is available throughout our vehicle lineup. The advanced system conveniently keeps you connected with your Hyundai via the smartphone app, and offers a suite of services at the press of a button. Visit [hyundaicanada.com/bluelink](http://hyundaicanada.com/bluelink) or see your dealer for more information on the complete list of innovative features that Bluelink<sup>®</sup> puts at your fingertips.



Remote start with climate control

## SOS

SOS emergency and roadside assistance



Automatic collision notification



Remote lock/unlock



Find my car



Local search



Real-time diagnostics



Find a dealer

## 3 YEAR

Complimentary 3-year subscription on equipped models



# Specifications.

## KONA N 2.0T

Standard equipment includes:

### Performance features:

- 2.0L Turbocharged Gasoline Direct Injection (T-GDI) "Flat Power" Engine (276 horsepower, 289 lb-ft. torque)
- N 8-speed Wet Dual Clutch Transmission (DCT) with steering wheel-mounted paddle shifters
- Drive Mode Select (Normal, Eco, Sport, N, Custom)
- Traction Mode Select (Snow, Deep Snow, Mud, Sand)
- Launch control
- Electronic Limited Slip Differential (e-LSD)
- Electronically Controlled Suspension
- N Grin Shift (NGS)
- Active variable exhaust
- Front-wheel drive
- Tire mobility kit
- Rain-sensing wipers

### Exterior features:

- 19" alloy wheels
- LED daytime running lights
- LED tail lights
- LED headlights (bi-functional)
- Automatic headlights
- Solar control front glass
- Rear privacy glass
- N-exclusive bumpers (front and rear) with red accents\*
- N-exclusive rear spoiler

### Interior features:

- 10.25" touch-screen navigation system with Apple CarPlay™<sup>Δ</sup> and Android Auto™<sup>◊</sup>
- harman/kardon® AM/FM/SiriusXM™<sup>±</sup>/MP3/HD audio system with 8 speakers and external amplifier
- Bluelink®<sup>Ω</sup> connected vehicle system
- Bluetooth® hands-free phone system with voice recognition
- Head-up display, N-exclusive graphics
- Proximity keyless entry with push-button ignition and remote start
- 10.25" full digital display instrument cluster
- N-exclusive leather/suede combination sport seats
- Heated front seats
- Heated steering wheel
- 60/40 split-fold rear seats with adjustable head restraints
- Automatic temperature control with automatic window defogger
- Power windows with front auto-up/down and pinch protection
- Leather-wrapped steering wheel and shift knob with N logo
- 8-way power driver's seat with power lumbar support

### Safety features:

- Forward Collision-Avoidance Assist with Pedestrian Detection
- Lane Keeping Assist
- Lane Following Assist
- Blind-Spot Collision-Avoidance Assist
- Rear Cross-Traffic Collision-Avoidance Assist
- High Beam Assist
- Driver Attention Warning
- Rear Occupant Alert
- Parking Distance Warning – Reverse
- Rearview camera
- Tire Pressure Monitoring System
- Airbags (6) – driver (1), front passenger (1), driver/front passenger side impact (2), front/rear side impact curtains (2)

# Colours and wheels.

## Exterior colours\*



Atlas White



Cyber Grey



Ignite Flame



Phantom Black




Performance Blue



Sonic Blue

## Interior colours\*



Black with Performance Blue accents

## Wheels



19" alloy wheels

\*Exterior and interior colour options and/or availability may change without notice. Choice of interior colour is dependent on model and/or exterior colour selection. Colours shown are for reference only and may vary from the actual hue. Visit [hyundaicanada.com](http://hyundaicanada.com) or see your dealer for details.

# Accessories.



## Premium all-weather floor liners

Premium all-weather floor liners were designed to cover the interior carpet providing maximum protection against the elements that other mats cannot offer. Their unique and durable design features a non-slip surface for added comfort and a long-lasting premium look. Remove carpet mats prior to installation.



## Side visors

Complement your vehicle with a sleek and durable set of side visors that will help reduce glare while providing you with fresh air. Custom-made for your vehicle using high-quality reinforced tinted acrylic plastic, these visors will look good on your vehicle for years to come.



## Mud guard kit

Custom-fit mud guards help keep the dirt and debris of everyday driving where they belong.



## Premium all-weather cargo tray

Protect your interior cargo area with style. This durable, custom-fit premium cargo tray protects from spills and messy loads while helping keep your cargo area looking new for years to come.



## Cross rails

This durable, quick-locking cross-rail system lets you transport cargo easily, without sacrificing interior room.



## Winter wheel and tire packages

Winter tires have specialized rubber and tread to handle the cold temperatures, resulting in better traction, handling and braking. Mount your tires on a set of Hyundai steel wheels and spare your alloy wheels from the corrosion caused by salt and slush.

<b>5</b> YEAR	<b>100,000 km</b> Comprehensive Limited Warranty <sup>1</sup>	<b>5</b> YEAR	<b>100,000 km</b> Emission Warranty
<b>5</b> YEAR	<b>100,000 km</b> Powertrain Warranty	<b>5</b> YEAR	<b>Unlimited km</b> Roadside Assistance Program <sup>11</sup>

Dealer stamp

## One of the best-backed warranties in Canada.

You will see that a number of our vehicles have received multiple awards from the most reputable third-party organizations, so you can take their word when it comes to the quality of our vehicles. This quality is equally matched by the quality of our warranty. We stand confidently behind our products to give you ultimate peace of mind with a 5-year/100,000 kilometre Comprehensive Limited Warranty<sup>1</sup>. We also provide a 5-year/Unlimited kilometre Roadside Assistance Program<sup>11</sup> featuring flat tire changing, lockout service and more. Just one toll-free call away, 24 hours a day.

<sup>11</sup>Hyundai's 24-Hour Roadside Assistance Program is a limited service and does not cover certain costs or expenses. Roadside Assistance is not a warranty.

<sup>1</sup>Forward Collision-Avoidance Assist (FCA) is designed to detect vehicles or pedestrians (depending on the specific FCA type with which the vehicle is equipped) that are directly in front of the vehicle. FCA will not detect all vehicles, pedestrians or other objects (as applicable). FCA will not work on winding or hilly roads, or during certain weather conditions, such as rain, snow, fog and any other times of limited visibility. The speed at which FCA initiates full braking depends on the type of FCA system equipped on the KONA N. FCA initiates full braking at speeds between 10 and 60 km/h (vehicle detection) or 10 and 60 km/h (pedestrian detection) if the KONA N is equipped with the FCA "camera type" system. FCA initiates full braking at speeds between 10 and 75 km/h, and 10 and 85 km/h (vehicle detection, depending on whether vehicle ahead is in motion) or 10 and 65 km/h (pedestrian detection) if the KONA N is equipped with the FCA "camera and radar type" system. FCA will not detect all vehicles and pedestrians under certain conditions. See Owner's Manual for detailed descriptions of example conditions in which FCA may not detect a vehicle or pedestrian. FCA is not a substitute for safe driving. Always check your surroundings when driving. See Owner's Manual for further details and limitations.

<sup>4</sup>Apple CarPlay™ may not be available on all devices and may not be available in all countries or regions. Visit [www.apple.com](http://www.apple.com) for further details and any applicable limitations. Apple and Apple CarPlay are trademarks of Apple Inc.. <sup>5</sup>Android Auto may not be available on all devices and may not be available in all countries or regions. Visit [www.android.com](http://www.android.com) for further details and any applicable limitations. Android and Android Auto are trademarks of Google Inc.. <sup>6</sup>Vehicle is equipped with the ability to access SiriusXM radio. Does not include subscription. The SiriusXM™ name is a trademark of SiriusXM Satellite Radio Inc.. <sup>7</sup>Available on select models only. BlueLink® includes 3 years of service without charge. The BlueLink service is available for new vehicle purchases and leases subject to the BlueLink subscription terms and conditions. Only use BlueLink and corresponding devices when safe to do so. Cellular and GPS coverage is required. Features, specifications and fees may vary by model and are subject to change. For more on details and limitations, visit [hyundaicanada.com](http://hyundaicanada.com) or your authorized Hyundai dealer. <sup>8</sup>Not all devices will be compatible. See Owner's Manual for further details. Bluetooth® word mark and logos are registered trademarks owned by Bluetooth SIG, Inc.. HomeLink® is a registered trademark of Johnson Controls Inc.. Bose® is a registered trademark of Bose Corporation. All other trademarks and trade names are those of their respective owners. Some images shown with special graphic effects.

Hyundai Auto Canada Corp.  
[hyundaicanada.com](http://hyundaicanada.com)

