


Dodge Phoenix

V8 Automatic

... WITH CO-AXIAL POWER STEERING
AND POWER BRAKES

THE CAR THAT SPEAKS WELL OF YOUR SUCCESS...




...AND SPEAKS WITH QUIET AUTHORITY...**THE INCOMPARABLE**


Dodge Phoenix

V8 Automatic


... WITH CO-AXIAL POWER STEERING




CO-AXIAL FULL-TIME, CONSTANT CONTROL, POWER STEERING. Brings the ultimate in ease and safety. The mechanism is compact and requires little servicing. You drive Dodge Phoenix with "feather light" control but still retain the "feel" of the road. Parking is effortless, bumps or road-side sand will not veer the car off course.



THE QUIET AUTHORITY OF V8 POWER MAKES YOU MASTER OF THE ROAD. Here is an engine of unusual smoothness, silence and flexibility. Its 230 B.H.P. performance is matched only by a few luxury sports cars. Amazingly, this is a remarkably economical engine considering its high performance.



COMPLETELY NEW BODY — ADDED ROOM YOU NOTICE INSTANTLY. Hip-room and shoulder room have all been stretched out a full 2½ inches. Curved glass side windows blend with the body side contours, add to visibility. Front-vent windows now crank operated. Windscreen and rear windows have added height.



NEW WAYS IN WHICH DODGE ADDS TO SAFETY. Self adjusting brakes are now even bigger—11 inches dia. Instrument panel crash pad full width and more deeply padded. Even greater stability comes from the wider tracks, front now 62", rear now 60.7" and front, anti-sway bar. Windscreen with "Modified-Zone" safety section.




BEST OF ALL AUTOMATICS. Important advancements add to the efficiency and smoothness of Torque-Flite. A sliding spline at the transmission output shaft gives vibration-less transmission of power. Refinements in torque converter design eliminates "creep" when engine is idling and the car is in gear.

NEW AND BETTER IN SO MANY OTHER WAYS. Lower rear-deck loading line. Hooded instrument clusters. Refined front suspension for added riding softness while still retaining the advantages in stability of torsion bars. Longer, lower-rate rear springs. Bigger fuel tank, 20.8 gallons. Bigger tyres, now 7.50 x 14. New flanged rear axles with tapered roller bearings, even greater load bearing capacity, easier servicing. Front vent windows crank operated. Carpeted spare wheel cover. Road shocks isolated by rubber steering shaft coupling. Full trim rings.



Prestige Performance Perfection. A fine automobile can be an expression of its owner's personality . . . reflecting, with finesse, his good taste, his achievements. Dodge Phoenix has always possessed this unique quality. In this new model, it is there to an even higher degree. Its newness begins with styling of poised elegance, with just a hint of the rakish that promises a spirited performance. The 230 B.H.P. V-8 engine fulfils that promise . . . and in a convincing fashion. Its outstanding agility is tempered by reassuring obedience, safety and stability. Full time co-axial Power Steering and bigger brakes have now been added. The superb automatic transmission is even more silky smooth. The quality crafted bodywork is completely new. The extra inches in width are noticeable, even before you step inside. The body has the long-lasting, deep-down glow of Chrysler's new Acrylic Enamel—"Diamonite" finish—colours include new, irresistible metallics. In these, and so many other ways, Dodge Phoenix carries about itself an aura of expensive fineness, far exceeding the price you pay for it. Your Authorised Chrysler Dealer will be proud to make available this superb new car for your most critical test and inspection.



LUXURY WITHOUT COMPROMISE. Upholstery is lush, long-lasting sponge-vinyl. To cradle front and rear seat passengers in comfort, seat backs are individually contoured; folding centre armrests front and rear. Windscreen is of tinted glass, carpets rich and deep, courtesy lights and arm rests on all doors. Windscreen washer is foot operated. There is a most efficient heating system plus a new independent fresh-air supply through ducts built into the right and left hand cowl side panels. Prismatic interior rear-view mirror, visor vanity mirror, carpeted trunk floor, trunk light, map reading lamp are all standard.

Dodge Phoenix

V8 Automatic

TECHNICAL DATA

DIMENSIONS: Wheelbase 119"; Front track 62.0"; Rear track 60.7"; Overall length (with bumper guards) 210.9"; Overall width 78.0"; Overall height (5 passenger load) 56.0"; Road clearance at rear axle (5 passenger load) 7.0".

THE ENGINE: 90° V-8 O.H.V.; Bore 3.91"; Stroke 3.31"; Piston displacement 318 cu. ins.; Taxable horsepower 48.9; Max. B.H.P. @ r.p.m. 230 @ 4,400; Max. torque (lb./ft.) @ r.p.m., 340 @ 2,400; Compression ratio 9.0 : 1; Fuel system—2-barrel carburettor. Low friction lock valve rotators on exhaust valves. Crankshaft vibration damper. Closed crankcase ventilation, full-flow oil filter. Three phase, full wave rectifying alternator.

BRAKES: Hydraulic, internal expanding, duo-servo, self-adjusting. Total effective area 202.1 sq. ins. Swept drum area 328.3. Drum diameter 11". Hand parking brake operates on rear wheels. Power Assisted.

SUSPENSION: Front—Heavy duty, independent, lateral non-parallel control arms with torsion bars. Front anti-sway bar. Rear—parallel longitudinal leaf springs, size 58" x 2.5", 5 leaf.

STEERING: Constant control co-axial power steering. Steering gear ratio 15.7 : 1; 3.5 wheel turns, lock to lock. Linkage—leading parallel idler arms, equal length tie-rods.

AUTOMATIC TRANSMISSION: 3-speed torque-converter with planetary gear transmission. Operation by lever on steering column. Lever positions and gear ratios:
"1" 1st 2.45 : 1
"2" 1st & 2nd 2.45 : 1, 1.45 : 1
"D" Drive 1st, 2nd & Drive 2.45 : 1, 1.45 : 1, 1.00 : 1
"N" Neutral
"R" Reverse 2.2 : 1
"P" Park

Torque converter water cooled, internal full flow oil filter. Transmission lock by Park "P" position of lever. Automatic safety control prevents accidental engagement of reverse gear.

CAPACITIES (Imp. pints): Cooling system (inc. heater) 35.0; Fuel tank 20.8 (gallons); Crankcase (less oil filter) 6.6; Crankcase (inc. oil filter) 8.3; Transmission (inc. torque converter) 16.2; Rear axle (3.3).

WHEELS AND TYRES: Wheels, steel disc, drop centre Safety-rims. Size 14 x 5K. Tyres 5-7.50 x 14 4-ply tubeless.

EQUIPMENT: Ashtrays, two in front compartment, 2 in rear. Crank handle operated front "no-draught" vent wing windows. Fresh air doors in cowl side panels. Fan-assisted, hot water heater unit with temperature and air-flow adjustment controls. Courtesy lights all doors. Two sun visors, visor vanity mirror. Prismatic interior rear-view mirror. Arm rests all doors. Roof coat hangers. Glove box with lock. Full width instrument panel crash pad. Foot operated windscreen washers. Cigarette lighter. Automatic luggage compartment light. Bumper guards. Carpeted floors and trunk floor. Folding seat centre arm rests front and rear compartment. Fibre glass engine hood silencing pad. Turn signal indicator lights front. Back-up and turn signal lights rear. Carpeted cover for spare wheel. Map reading light. Full wheel covers. Modified-zone anti-glare windscreen. Dual horns.

OPTIONAL EQUIPMENT: Power brakes, plus a wide range of Chrysler tailored accessories.

PARTS AND SERVICE: Specialised service, plus a continuity of genuine Chrysler parts available Nationwide.

The policy of Chrysler Australia Limited is one of continual improvement in design and manufacture, wherever possible to assure a still finer car. Hence, specifications, equipment and prices are subject to change without notice.



CHRYSLER
AUSTRALIA LTD.