




VALIANT WAYFARER & VALIANT



**the
great
outback**



great under the bonnet

Chrysler offer you the choice of two lively sixes.

The famous 145 bhp unit, unmatched for its smooth, effortless performance with reserves of power . . . 215 lbs. ft. torque at 2,400 rpm.

Then there's our 160 bhp unit. Undisputed power leader in the six-cylinder field. A smooth running, 2-barrel carburettor and matched performance camshaft are standard.

High spirited, dynamic power . . . 220 lbs. ft. torque at 2,500 rpm.

All the punch you'll ever need in a ute. The free-flow exhaust system, high performance carburettor, and heavy-duty air cleaner provide increased flexibility and economy.

3-Speed Manual Transmission or Torqueflite Automatic

Both models have 3-speed manual transmission. All-synchromesh with reversing lights is optional on Valiant, standard on Wayfarer. Torqueflite Automatic, with manual over-ride, is available . . . the smoothest automatic going.

VALIANT WAYFARER AND VALIANT UTILITY SPECIFICATIONS

Dimensions: Wheelbase 108".
Max. overall length 192.38".
Max. overall width 69.7". Height 55.0".
Track - front 57.4", rear 55.6".

Engines: High performance OHV 30° inclined 6-in-line.
Bore 3.40". Stroke 4.125".
Piston displacement 225 cu. ins.
Compression ratio 8.4:1,
145 bhp at 4,000 rpm. Max. torque 215 lbs. ft. at 2,400 rpm.
High performance 6 : 160 bhp at 4,500 rpm.
Max. torque 220 lbs. ft. at 2,500 rpm.
2-barrel carburettor.

Engines (General) : Combustion chambers are wedge-shaped with large valves for efficient breathing.
Exhaust valves have four bead-keepers, helping valves rotate, distributing wear evenly. Pistons are light-weight, tough aluminium alloy with two compression and one-oil control ring.
Crank-case ventilating system is a closed type with flow-control valve which also gives backfire protection and reduces air pollution.
Full-flow oil filter. Automatic choke.

Transmission (Manual) : 3-speed and reverse, all forward gears synchromesh (Valiant optional, Wayfarer standard).
Steering column shift. Ratios: 1st 2.95:1, 2nd 1.69:1, 3rd 1.00:1. Reverse 3.67:1.

Transmission (Torqueflite) : 3-speed fully automatic torque converter with manual over-ride on 1st and 2nd. Selector on steering column - 1st, 2nd, Drive, Neutral, Reverse and Park.
Transmission has its own fluid filter.

Rear Axle: Hypoid, semi-floating.
Ratio 3.23:1. Sure-Grip differential available with 3.50:1, 3.23:1 or 2.92:1 ratios.

Brakes: Duo-servo drum.
Tandem master cylinder with separate circuits for front and rear.
Drum diameter 9" front and rear.
Swept area 254.5 sq. ins. Shoes automatically adjust during reverse stops.
Power-assisted front disc brakes optional.
Disc diameter 11". Swept area 334.1 sq. ins.

Suspension: Front - independent lateral, non-parallel arms with torsion bars.
Rear - parallel longitudinal leaf springs.

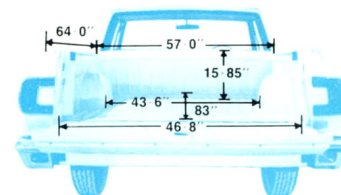
Steering: Linkage type - parallel idler arms with equal length tie-roads.

Wheels: Steel disc
14 x 5.00 double-sided safety rims.
6.95 x 14 x 6 ply rating tyres.

Fuel Tank: 17 gallons all models.

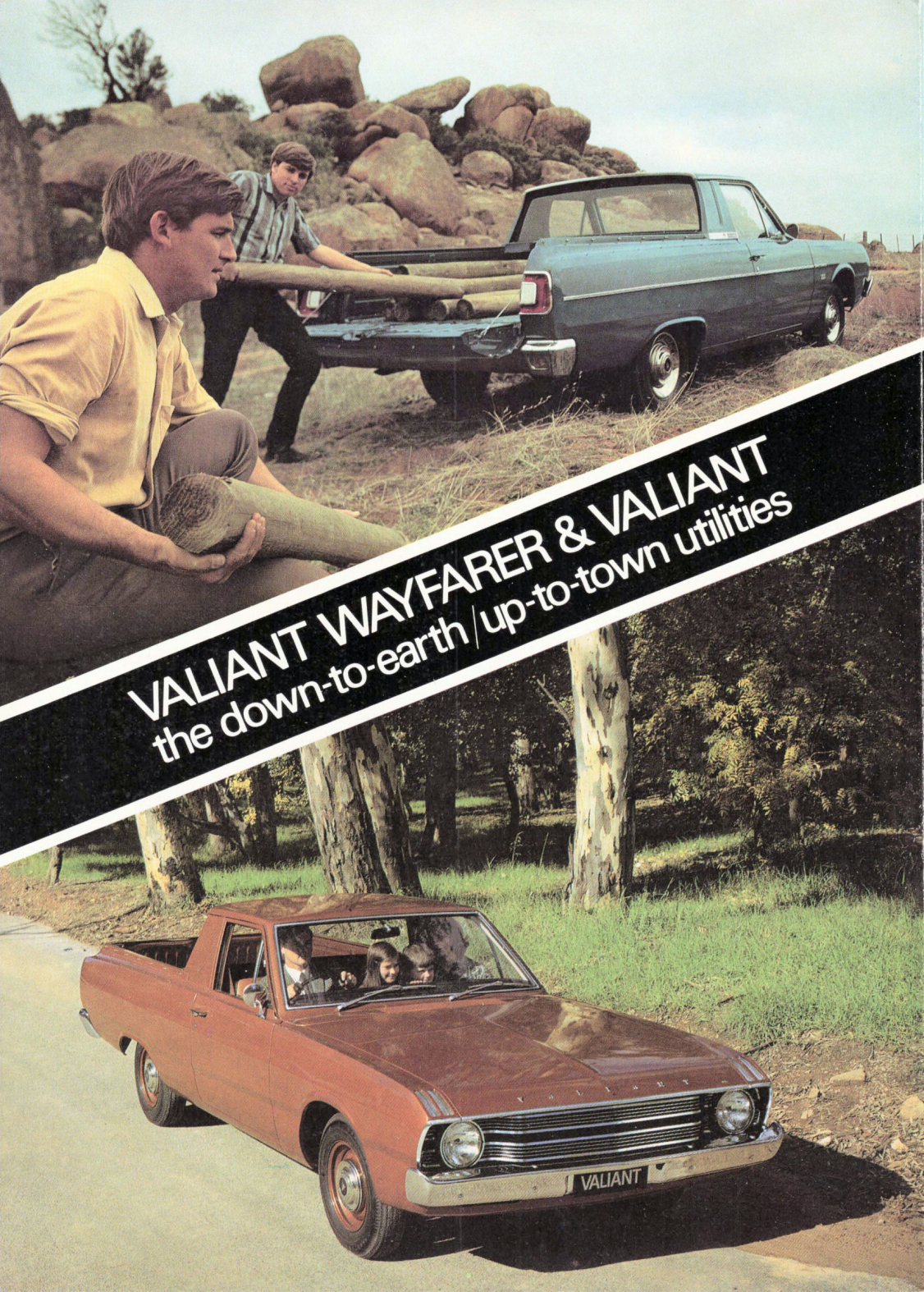
Weights: GVW 4346 lbs.,
Kerb weight 2880 lbs.

Specialised Service and Genuine Chrysler Parts available Nationwide.



The policy of Chrysler Australia Limited is one of continual improvement in design and manufacture, wherever possible, to assure a still finer vehicle. Hence specifications, equipment and prices are subject to change without notice.






VALIANT WAYFARER & VALIANT
the down-to-earth / up-to-town utilities



Expect a lot, you'll find much more in the new Valiant, and Wayfarer Utilities. Two tough, hard working utes that provide all the comforts of home. Down-to-earth, up-to-town, sloggers on the job, a smart way to get around after hours. You might say they're convertibles! Behind you – the great outback. Room to pack it all in, no matter what size, length or shape. Inside, it's very civilised. Full width bench seats. Sink in soft. New energy-absorbing steering column and a host of other Chrysler features. Talk about power – we've got two big talking points, 145 or 160 bhp. Now you've got an idea of what a utility should be – great!



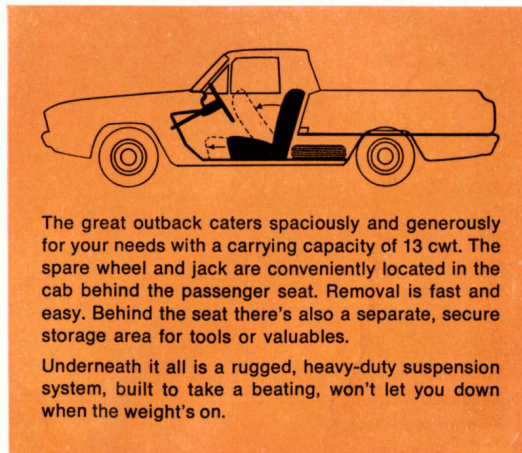
Comfort and masculine styling are combined – every inch is practical. Both models feature: Armrests, courtesy lights on both doors, windscreen washers and two-speed wipers. Interior and exterior rear-view mirrors. Padded full-width instrument panel. Safety belts. Cigarette lighter. Full-width parcel shelf behind the seats. Wayfarer has luxury inside . . . glove soft expanded vinyl seating to give that custom tailored look.

Illustration shows Valiant



gateway to the great outback

The way to open up the vast space of the great outback. Chrysler's two-position tail-gate . . . drop to first position, and you've an extra 2 feet of loadspace. Nearly 9 feet in total length!





The great outback caters spaciouly and generously for your needs with a carrying capacity of 13 cwt. The spare wheel and jack are conveniently located in the cab behind the passenger seat. Removal is fast and easy. Behind the seat there's also a separate, secure storage area for tools or valuables.

Underneath it all is a rugged, heavy-duty suspension system, built to take a beating, won't let you down when the weight's on.

Ideal for carrying pipes, fence posts – any long load. For ease of loading or unloading, drop the tail-gate to the second position, and back right up to the loading ramp. The great outback is yours.

great to have around you safety features

- Front lap and sash seat belts
- Energy-absorbing steering column
- Padded steering wheel hub
- Dual master cylinder braking system
- Power-operated windscreen washers
- 2-speed windscreen wipers
- Non-glare windscreen wiper arms and blades
- Safety padded sunvisors
- Swing-away interior rear-view mirror
- Full-width instrument panel padding
- Recessed instrument panel
- Exterior rear-view mirror
- Safety flush-fitting door handles
- Double-sided safety rim wheels
- "Up top, up front" park and turn indicators
- Safety zone windscreen
- Panoramic rear window
- New 75/50 watt "big beam" headlights
- Anti-burst door locks



great under the bonnet

Chrysler offer you the choice of two lively sixes.

The famous 145 bhp unit, unmatched for its smooth, effortless performance with reserves of power . . . 215 lbs. ft. torque at 2,400 rpm.

Then there's our 160 bhp unit. Undisputed power leader in the six-cylinder field. A smooth running, 2-barrel carburettor and matched performance cam shaft are standard.

High spirited, dynamic power . . . 220 lbs. ft. torque at 2,500 rpm.

All the punch you'll ever need in a ute. The free-flow exhaust system, high performance carburettor, and heavy-duty air cleaner provide increased flexibility and economy.

3-Speed Manual transmission or Torqueflite Automatic

Both models have 3-speed manual transmission. All-synchromesh with reversing lights is optional on Valiant, standard on Wayfarer. Torqueflite Automatic, with manual over-ride, is available . . . the smoothest automatic going.

VALIANT WAYFARER AND VALIANT UTILITY SPECIFICATIONS

Dimensions: Wheelbase 108".
Max. overall length 192.38".
Max. overall width 69.7". Height 55.0".
Track - front 57.4", rear 55.6".

Engines: High performance OHV 30° inclined 6-in-line. Bore 3.40". Stroke 4.125". Piston displacement 225 cu. ins. Compression ratio 8.4:1, 145 bhp at 4,000 rpm. Max. torque 215 lbs. ft. at 2,400 rpm. High performance 6 : 160 bhp at 4,500 rpm. Max. torque 220 lbs. ft. at 2,500 rpm. 2-barrel carburettor.

Engines (General) : Combustion chambers are wedge-shaped with large valves for efficient breathing. Exhaust valves have four bead-keepers, helping valves rotate, distributing wear evenly. Pistons are light-weight, tough aluminium alloy with two compression and one-oil control ring. Crank-case ventilating system is a closed type with flow-control valve which also gives backfire protection and reduces air pollution. Full-flow oil filter. Automatic choke.

Transmission (Manual) : 3-speed and reverse, all forward gears synchromesh (Valiant optional, Wayfarer standard). Steering column shift. Ratios: 1st 2.95:1, 2nd 1.69:1, 3rd 1.00:1. Reverse 3.67:1.

Transmission (Torqueflite) : 3-speed fully automatic torque converter with manual over-ride on 1st and 2nd. Selector on steering column - 1st, 2nd, Drive, Neutral, Reverse and Park. Transmission has its own fluid filter.

Rear Axle: Hypoid, semi-floating. Ratio 3.23:1. Sure-Grip differential available with 3.50:1, 3.23:1 or 2.92:1 ratios.

Brakes: Duo-servo drum. Tandem master cylinder with separate circuits for front and rear. Drum diameter 9" front and rear. Swept area 254.5 sq. ins. Shoes automatically adjust during reverse stops. Power-assisted front disc brakes optional. Disc diameter 11". Swept area 334.1 sq. ins.

Suspension: Front - independent lateral, non-parallel arms with torsion bars. Rear - parallel longitudinal leaf springs.

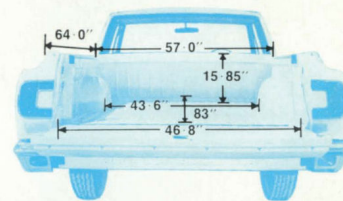
Steering: Linkage type - parallel idler arms with equal length tie-rods.

Wheels: Steel disc 14 x 5.00 double-sided safety rims. 6.95 x 14 x 6 ply rating tyres.

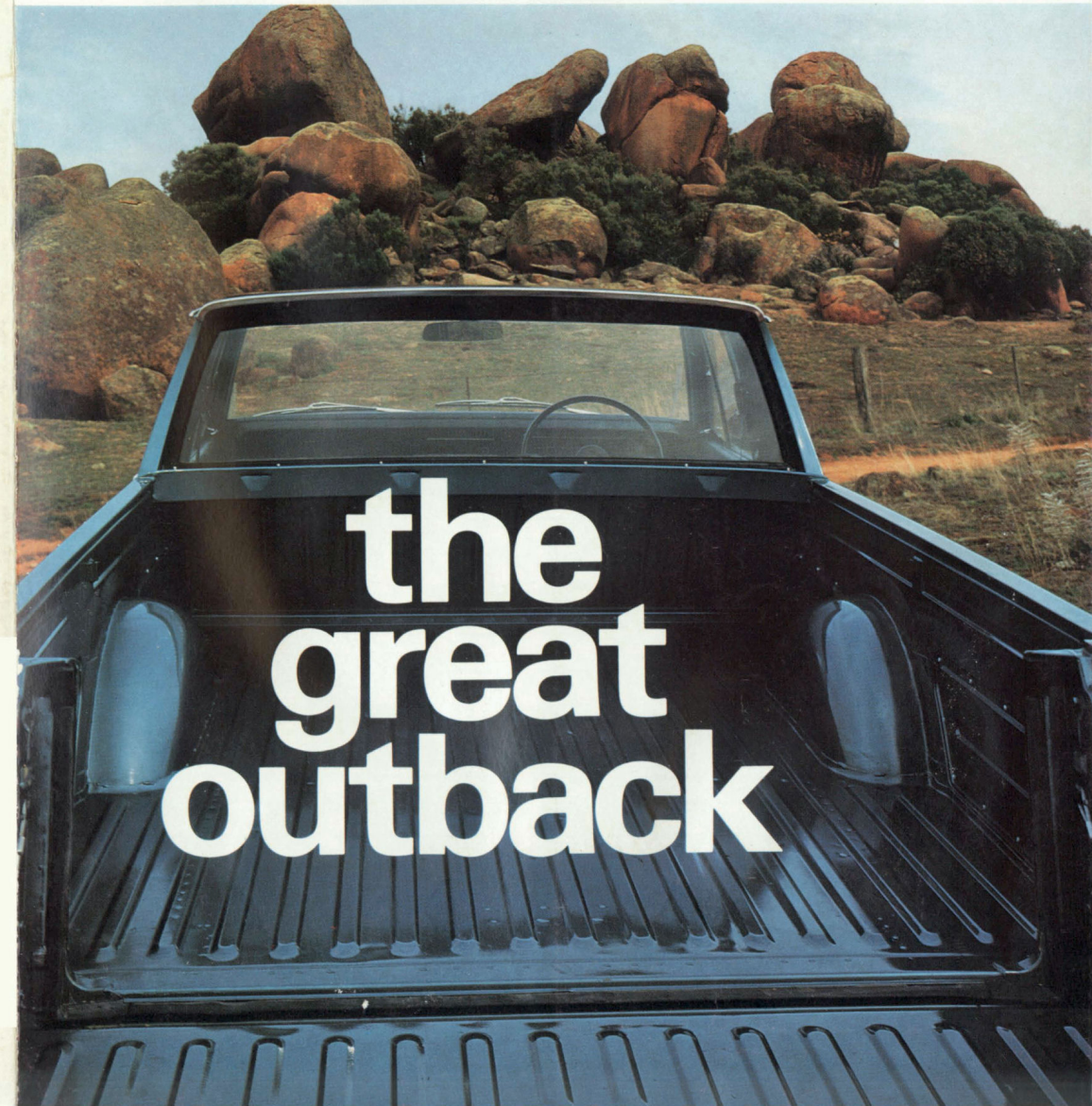
Fuel Tank: 17 gallons all models.

Weights: GVW 4346 lbs., Kerb weight 2880 lbs.

Specialised Service and Genuine Chrysler Parts available Nationwide.

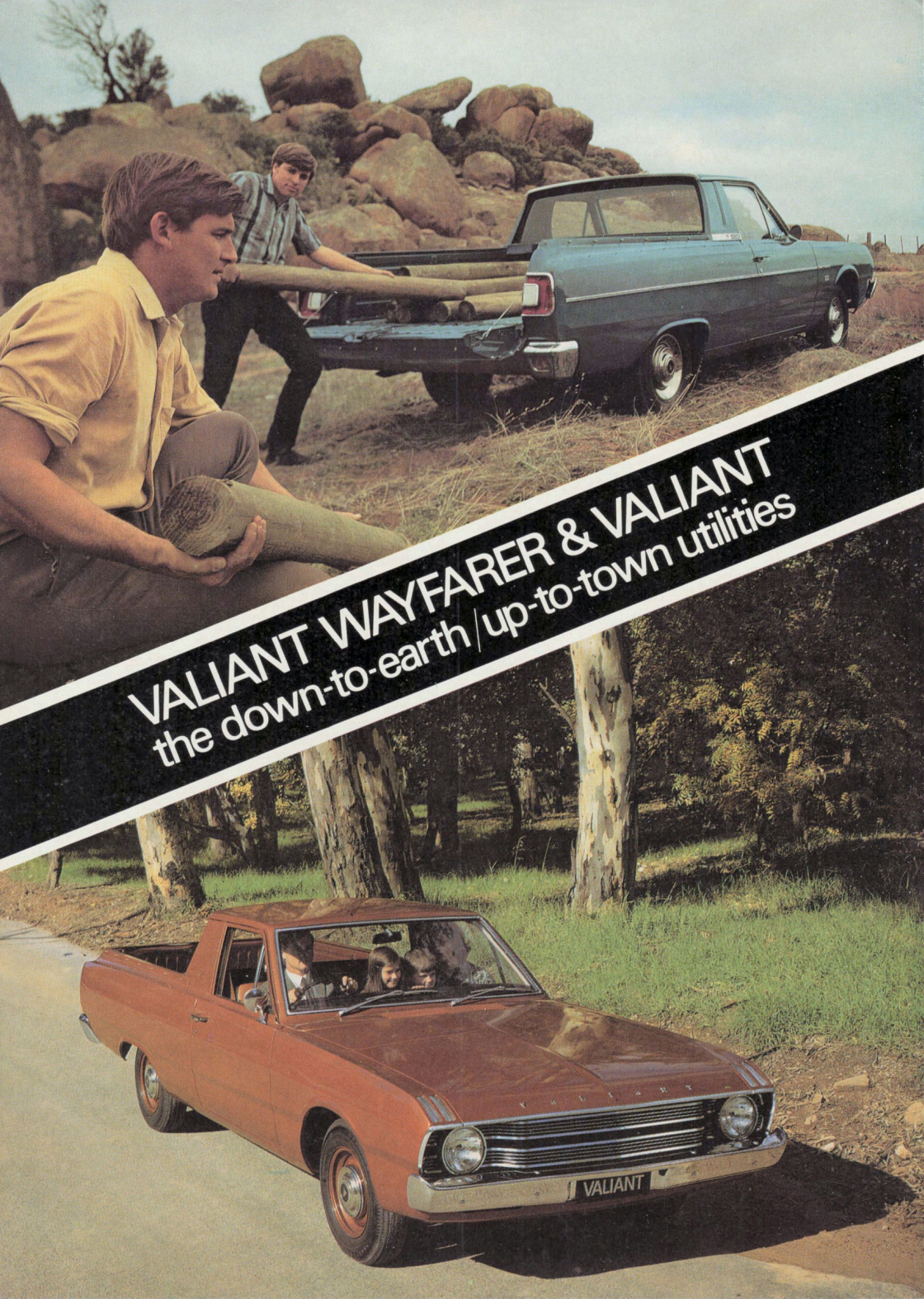


VALIANT WAYFARER & VALIANT



The policy of Chrysler Australia Limited is one of continual improvement in design and manufacture, wherever possible, to assure a still finer vehicle. Hence specifications, equipment and prices are subject to change without notice.





Expect a lot, you'll find much more in the new Valiant, and Wayfarer Utilities. Two tough, hard working utes that provide all the comforts of home. Down-to-earth, up-to-town, sloggers on the job, a smart way to get around after hours. You might say they're convertibles! Behind you – the great outback. Room to pack it all in, no matter what size, length or shape. Inside, it's very civilised. Full width bench seats. Sink in soft. New energy-absorbing steering column and a host of other Chrysler features. Talk about power – we've got two big talking points, 145 or 160 bhp. Now you've got an idea of what a utility should be – great!

VALIANT WAYFARER & VALIANT
the down-to-earth/up-to-town utilities



Comfort and masculine styling are combined – every inch is practical. Both models feature: Armrests, courtesy lights on both doors, windscreen washers and two-speed wipers. Interior and exterior rear-view mirrors. Padded full-width instrument panel. Safety belts. Cigarette lighter. Full-width parcel shelf behind the seats. Wayfarer has luxury inside . . . glove soft expanded vinyl seating to give that custom tailored look. *Illustration shows Valiant*



gateway to the great outback

The way to open up the vast space of the great outback. Chrysler's two-position tail-gate . . . drop to first position, and you've an extra 2 feet of loadspace. Nearly 9 feet in total length!

The great outback caters spaciously and generously for your needs with a carrying capacity of 13 cwt. The spare wheel and jack are conveniently located in the cab behind the passenger seat. Removal is fast and easy. Behind the seat there's also a separate, secure storage area for tools or valuables. Underneath it all is a rugged, heavy-duty suspension system, built to take a beating, won't let you down when the weight's on.

Ideal for carrying pipes, fence posts – any long load. For ease of loading or unloading, drop the tail-gate to the second position, and back right up to the loading ramp. The great outback is yours.

great to have around you
safety features

- Front lap and sash seat belts
- Energy-absorbing steering column
- Padded steering wheel hub
- Dual master cylinder braking system
- Power-operated windscreen washers
- 2-speed windscreen wipers
- Non-glare windscreen wiper arms and blades
- Safety padded sunvisors
- Swing-away interior rear-view mirror
- Full-width instrument panel padding
- Recessed instrument panel
- Exterior rear-view mirror
- Safety flush-fitting door handles
- Double-sided safety rim wheels
- "Up top, up front" park and turn indicators
- Safety zone windscreen
- Panoramic rear window
- New 75/50 watt "big beam" headlights
- Anti-burst door locks



This year, we've made our sleek line sleeker. We've sculptured the front and brought our grille forward to give a bold new look.

We've put our park and turn indicators up top and up front for all to see.

And re-styled our rear-light assembly.

Our interior has also changed. With more head room, more leg room, more trim and cushier seats.

Our new steering wheel hub is padded and mounted on an energy-absorbing column. (A good thing to have at a bad moment.) We've padded the instrument panel on the upper and lower edges.

Other refinements include power operated windscreen washers, new 'big beam' headlights, new 5" wide wheels, safety swing-away rear view mirror, safety padded sunvisors, cigar lighter and ashtrays front and rear.

the beautiful beast **Valiant '69**

New Valiant '69 specifications

DIMENSIONS:

Wheelbase 108"
Overall length 192.32" (Sedans)
192.35" (Safari)
Front track 57.9"
Rear track 56.6"
Overall width 69.7"
Overall height (3 passengers) 55.0"

ENGINES - 6 CYLINDER:

Standard:
225 c.i. 6 cylinder in line OHV 30° inclined; develops 145 bhp @ 4,000 rpm and 215 lbs/ft torque @ 2,400 rpm. Compression ratio 8.4:1. Bore 3.40". Stroke 4.125".
35 amp alternator.

Hi-performance:

225 c.i. 6 cylinder in line OHV 30° inclined; develops 160 bhp @ 4,500 rpm and 220 lbs/ft torque @ 2,500 rpm. Compression ratio 8.4:1. Bore 3.40". Stroke 4.125". 2 barrel carburettor with matched performance camshaft and exhaust system. 35 amp alternator.

ENGINES - V8:

318 V8
318 c.i. 90° V8 develops 210 bhp @ 4,400 rpm and 320 lbs/ft torque @ 2,400. Compression ratio 9.2:1. Bore 3.91". Stroke 3.31".
35 amp alternator.

TRANSMISSION:

Manual:
3-speed, all synchromesh gearbox. Shift lever column mounted. Ratios 1st, 2.95:1; 2nd, 1.69:1; 3rd, 1.00:1; Reverse, 3.80:1.

Torqueflite:

Torque convertor fully automatic transmission with manual override on 1st and 2nd gears. 3 performance rated Torqueflite transmissions matched to engine power.

REAR AXLE:

Type - Hypoid, semi-floating gear ratio 3.23:1 (6 cylinder), 2.92:1 (V8).

SUSPENSION:

Independent front suspension with chromium alloy steel torsion bars. 4 leaf longitudinal rear springs with telescopic shock absorbers. 5 leaf on Safaris.

BRAKES

Dual master cylinders with separate front and rear brake circuits. Duo-servo drum: 9" diameter front and rear. Swept drum area 254.5 sq.ins. Shoe clearance automatically adjusted during reverse stops. Power assisted front disc brakes (standard all V8's, optional all 6 cylinder). Disc diameter 11". Swept disc/drum area 334.1 sq.ins.

WHEELS & TYRES

Pressed steel 5" wide double-sided safety rims. 6.95 x 14" x 4 ply standard all 6 cylinder engines, and 7.35 x 14" x 4 ply standard with V8 engine.

INSTRUMENTATION:

Speedometer
Odometer
Fuel gauge
Oil pressure warning light
Ammeter
Water temperature gauge
Braking system warning light
Handbrake warning light
Indicator warning lights
High beam warning light
Variable instrument panel light

WEIGHT: (approx.) unladen with petrol and water.

6 cylinder sedans from 2950 lbs.
8 cylinder sedans from 3060 lbs.
6 cylinder Safaris from 3090 lbs.
8 cylinder Safaris from 3210 lbs.

FUEL TANK:

Capacity 15 gallons all models.

EQUIPMENT:

Safety
Front lap and sash seat belts.
Energy absorbing steering column.
Padded steering wheel hub.
Dual master cylinder braking system.

Power operated windscreen washers.
2-speed windscreen wipers.
Non-glare windscreen wiper arms and blades.
Safety padded sunvisors.
Swing-away interior rear-view mirror.

Full width upper and lower instrument panel padding.
Recessed instrument panel.
Exterior rear-view mirror.
Safety flush-fitting door handles.
"Up-top, up-front" park and turn indicator lights.

Side view tail and turn indicator lights (Sedans).
Double-sided 5" safety rim wheels.
Safety zone windscreen.
Panoramic rear window.
New 75/50 watt "big beam" headlights.

Anti-burst door locks.

Comfort and Convenience

Luxury 2-tone stitched and bolstered seats.
Easy grip steering wheel.
Fingertip horn tabs and half horn ring.
Padded armrests all doors.
Recessed cigar lighter.
Ashtrays front and rear.
Coat hook.
Interior courtesies light.
Reversing lights.
Remote control hood lock.
Fresh flow ventilation.
26½ cubic foot trunk space (Sedan).
Rear air deflectors (Safari).

OPTIONS:

160 bhp 6 cylinder engine.
318 V8 (210 bhp) engine.
Power steering.

Airtemp refrigerating and heating fresh air airconditioning.
2-speed heater/demister.
White painted roof.
* Power assisted front disc brakes.
2.92:1 Heavy Duty rear axle with "Sure Grip" differential on 6 cylinder and V8.
3.50:1 Heavy Duty rear axle with "Sure Grip" differential 6 cylinder only.
* Mandatory with V8 engine models.

ACCESSORIES:

A wide range of Chrysler tailor-made accessories is available from your Chrysler Valiant dealer.

These include:

A range of manual or pushbutton transistor radios.
Autotape player.
Rear speaker.
Sunshades.
Weathershield.
Rear venetian shades.
Insect screen.
Tow bar.
Roof and surf racks.
Wheel trims.
Wheel covers.
Gear lever lock.
Petrol locking cap.
Remote control trunk lock.
Mud flaps front and rear.
Glovebox light.
Trunk compartment light.
Rear seat belts.
Rear mirror.
Number plate frames.
Windscreen protector.
Exhaust extension.
Rear spring helper.
Engine hood ornaments.
Wheel arch and body sill moulding.
Door edge protector.
Decal grating stripes.
Soft grip steering wheel.

The policy of Chrysler Australia Limited is one of continual improvement in design and manufacture wherever possible to assure a still finer car. Hence specifications, equipment and prices are subject to change without notice.



CHRYSLER
AUSTRALIA LTD.

