



VFII UTE



WE IMAGINED THE ULTIMATE SPORTS MACHINE



SSV Redline Ute in Red Hot
* Available on automatic models only
Driver remains responsible for vehicle control
+ BiModal exhaust and Mechanical Sound Enhancer
available on SS, SS V-Series and SSV Redline only
~ Maximum figures as per ECE regulations.
Figure quoted using 98 RON (PULP)

Never before has a Ute been so in tune with both its surroundings and the driver. The Holden VFII Ute is always looking out for you. That's thanks to a host of cutting-edge technologies that make this one of the most advanced vehicles ever to wear the Holden badge.

Now with a new 6.2L LS3 engine on V8 models, complete with a BiModal exhaust and Mechanical Sound Enhancer⁺, all you have to do is hear it to believe it.

6.2 litre LS3 V8

Experience the sheer adrenaline of taking a seat in the VFII Ute sporting a new 6.2L LS3 engine on V8 models, the most powerful in Holden's history. Standard with SS and SS V-Series models, this powerful 6.2 litre V8 engine offers exceptional performance and towing capabilities churning out 304kW[~] of raw power and 570Nm[~] of torque.

Spark Ignition Direct Injection 3.6 litre SIDI V6

An impressive engine, perfectly in tune with the SV6 Ute. The use of light weight components and enhancements add up to improved performance, efficiency and durability. The state-of-the-art V6 engine delivers outstanding acceleration.

Key SIDI features include:

- Precisely controlled fuel delivery
- Increased cylinder air intake
- Increased cylinder compression ratio
- Aluminium engine block and cylinder heads

BiModal Exhaust and Mechanical Sound Enhancer (MSE)⁺

VFII Ute offers the same worldly refinement you have come to expect with the added option of activating the BiModal exhaust and unleashing its heightened aural potential to allow maximum exhilaration. The MSE enhances induction noise and supplies targeted frequencies into the driver cabin.

Remote vehicle start system^{*}

Remote vehicle start gets you on your way quicker, enabling you to fire up the engine and even resume the air conditioning before entering the car.

Passive Entry and Push-button Start

This ultra-convenient feature offers push-button ignition and the ability to unlock and lock the car simply by carrying the sensor key with you.

Automatic Park Assist[#]

Leading from the front is Automatic Park Assist that uses ultrasonic sensors to enable hands-free parking. Automatic Park Assist assesses the parking space, determines the best approach angles, and then takes over all the work. Easy as that and it's all included as standard across the range.

Rear View Camera

If you prefer to do all the parking yourself, there's more help at hand with the Rear View Camera and now Front and Rear Ultrasonic Park Assist which alerts you when you're close to an object. Like Automatic Park Assist, this technology is standard across the Ute range.

Reverse Traffic Alert

When reversing, it's not always easy to see what's coming up behind you. Reverse Traffic Alert gives you eyes in the back of your head, as the system picks up cross-traffic movement up to 25 metres away. If detected, warning chimes sound and a directional arrow flashes on the Rear View Camera screen to warn you of approaching obstacles.

Electric Park Brake

This advance not only frees up additional storage space in the centre console, it's always one step ahead – like releasing the park brake when driving away in case you forget.

SEAMLESS CONNECTIVITY

SSV Redline Ute Auto interior in Jet Black



Say hello to Holden MyLink infotainment.

We've taken seamless connectivity to the forefront, from accessing apps to streaming internet radio.

And it's all available with minimal effort, whether selecting your media by voice control, the intuitive touch-screen, or the steering wheel.

Take your world on board:

- MyLink infotainment system[^]
- 8" colour touch screen
- Built-in app technology
- Bluetooth[®] audio streaming[^]
- iPod[®] connectivity

- Enhanced voice control
- Siri[®] Eyes Free[~]
- Hands-free calling
- Satellite Navigation^{*} with live traffic updates

- Pandora[®] Internet Radio^{^+^}
- Stitcher[™] SmartRadio^{^+^}
- Access phone contacts, calendars, reminders, playlists and more

[^] Certain devices may not be compatible with the vehicle's MyLink system. See holden.co.nz for more details

^{*} Standard on V-Series models only

[~] Requires compatible iOS device.

See apple.com/nz for more details

⁺ Data plan rates often apply

mylink



TECHNOLOGY THAT PROTECTS

With an unprecedented level of active safety technology and crash protection, the Ute is looking out for you in every possible way.

5-star ANCAP rating

The VFII Ute has been awarded the highest possible 5-star ANCAP rating. Safety features incorporated throughout the vehicle reduce the severity of certain front, side and rear impacts.



A car with a sixth sense

Available on selected models, intelligent avoidance systems such as Forward Collision Alert, Lane Departure Warning, Blind Spot Alert and Reverse Traffic Alert help to expand your all-round vision and draw attention to potential road hazards.

Advanced network of chassis control systems

The advanced network of chassis control systems can help you out of tricky situations, including Electronic Stability Control (ESC), Trailer Sway Control, Anti-lock Braking System (ABS), Traction Control, Electronic Brakeforce Distribution, and Electronic Brake Assist.

Crash-optimised body

The crash-optimised body uses a range of advanced materials including ultra high-strength Boron steel, creating a stronger yet lighter structure.

Trailer Sway Control

Whether pulling a trailer or caravan, this cutting-edge safety feature activates the brakes and reduces engine torque if it detects any towing instability, creating a safer towing experience for drivers.

Six-airbag system

All models are fitted with driver and front passenger airbags, side impact airbags and side curtain airbags. The side impact protection is further enhanced with the addition of thorax/pelvis airbags as part of the six-airbag system, enabling a wider area of the body to be covered in the event of a collision.

Forward Collision Alert

Head-up Display

Lane Departure Warning

Blind Spot Alert

Reverse Traffic Alert

Rear View Camera

Reverse Traffic Alert

TOTALLY IN TUNE WITH ITS DRIVER



When you're on the road, you want everything working for you. That's why we've put all the info and entertainment you want right where you need it, without getting in the way of the drive. And we've integrated the latest awareness technologies to give you another set of eyes.

Colour Head-Up Display*

The Head-Up Display uses technology originally developed for fighter jets to relay important information on the windscreen such as speed, turning signals and some alerts – allowing you to view it without taking your eyes off the road.

Forward Collision Alert^

A digital camera mounted on the windscreen uses state-of-the-art image processing to observe vehicles ahead, and uses the Head-Up Display and an audible alert to warn you if you are approaching another vehicle too rapidly and a collision appears imminent.

Lane Departure Warning^#

To help combat drowsiness or distraction at the wheel, this sixth-sense technology uses the windscreen camera to look for lane markings, and will flash an icon and audible alert if it detects you're straying outside of your lane.

SSV Redline Ute in Heron White
^ Only available on SSV Redline Ute
Lane Departure Warning is activated at speeds above 56km/h
+ Available on V-Series models only

SV6



SV6 in Slipstream Blue



Daytime Running Lamp



18" alloy wheel



Push-button Start

Load the surfboards or bikes in the back, slide into the sports seats, and set off for an unbelievable drive. It's easy to live the dream in the SV6, giving you plenty under the hood with the 3.6L SIDI Direct Injection V6 engine. And plenty everywhere else, with 18" alloy wheels, side sports rocker moulding, masses of space, and a fully decked out interior featuring Holden's leading-edge MyLink infotainment system.

Engine and Transmission

- 3.6 litre SIDI Direct Injection V6 engine and 6-speed automatic transmission with Active Select
- Optional 3.6 litre SIDI Direct Injection V6 engine and 6-speed manual transmission

Smart Technologies

- Automatic Park Assist
- Rear View Camera
- Front and Rear Park Assist
- Blind Spot Alert
- Reverse Traffic Alert
- Electric park brake
- Passive Entry and Push-button Start with sensor key
- Smart remote engine start system (automatic transmission only)

Safety

- 5-star ANCAP rating
- Electronic Stability Control (ESC)
- 6 airbags
- Trailer Sway Control

Infotainment

- MyLink infotainment system with 8" touchscreen
- Built-in apps
- Bluetooth® capability*
- Enhanced voice control
- Siri® Eyes Free†

Comfort, Convenience and Design

- 18" alloy wheels (4)
- Cruise control
- Front power windows
- Dual-zone climate control
- 'Sportec' and Kenetic Suede sports seating
- Sports suspension
- Leather wrap steering wheel
- LED Daytime Running Lamps

* Certain devices may not be compatible with the vehicle's MyLink system. See holden.co.nz for more details

SS



SS in Heron White



Delivering an adrenalin fuelled drive, the SS doesn't hold back when it comes to maximum performance and response. You'll feel it with the 6.2 litre LS3 V8 engine and sports-tuned suspension that demands your attention. Just as attention grabbing is its new sleek, muscular physique; magnified with the athletic front sports fascia, aero-sculptured wheel arches, phantom metallic upper grille, and quad chrome exhausts.

Engine and Transmission

- 6.2 litre LS3 V8 engine and 6-speed automatic transmission with Active Select
- Optional 6-speed manual transmission
- Bimodal exhaust and Mechanical Sound Enhancer
- Limited Slip Differential

Infotainment

- MyLink infotainment system with 8" touch-screen
- Built-in apps
- Bluetooth® capability*
- Enhanced voice control
- Siri Eyes Free†

Safety

- 5-star ANCAP rating
- Electronic Stability Control (ESC)
- 6 airbags
- Trailer Sway Control

Smart Technologies

- Automatic Park Assist
- Rear View Camera
- Front and Rear Park Assist
- Blind Spot Alert
- Reverse Traffic Alert
- Electric park brake
- Smart remote engine start system (automatic transmission only)
- Passive Entry and Push-button start with sensor key


Comfort, Convenience and Design

- 18" alloy wheels (4)
- Cruise control
- Front power windows
- Dual-zone climate control
- 'Sportec' and Kenetic Suede sports seating
- Sports suspension
- Leather wrap steering wheel
- LED Daytime Running Lamps
- Hood vents

† Requires compatible iOS device



LS3 badge



Hood vents



'Sportec' Seat Trim



Sports Instrument Cluster

SS V-SERIES



SS V-Series in Some Like it Hot Red



Strength, attitude, precision. The SS V-Series is a rare breed. Not just in the sheer power and feel behind the wheel, but in its electrifying level of finish. Strokes of high chrome, graphite and titanium, contour hugging leather seats, cowled instrument dials, premium touch-screen satellite navigation and infotainment – you'll never look at a ute in the same way again.

Engine and Transmission

- 6.2 litre LS3 V8 engine and 6-speed automatic transmission with Active Select
- Optional 6-speed manual transmission
- Bimodal exhaust and Mechanical Sound Enhancer
- Limited Slip Differential

Comfort, Convenience and Design

- 19" alloy wheels (4)
- Cruise control
- Front power windows
- Dual-zone climate control
- Leather appointed seating
- Sports suspension
- 4-way power adjustable drivers seat with lumbar support
- Sports profile leather wrap steering wheel
- LED Daytime Running Lamps
- Colour multi-function display in instrument cluster
- Hood vents

Safety

- 5-star ANCAP rating
- Electronic Stability Control (ESC)
- 6 airbags
- Trailer Sway Control

Infotainment

- MyLink infotainment system with 8" touch-screen
- Built-in apps
- Bluetooth® capability*
- Enhanced voice control
- Satellite navigation
- Siri® Eyes Free+

Smart Technologies

- Automatic Park Assist
- Rear View Camera
- Front and Rear Park Assist
- Blind Spot Alert
- Reverse Traffic Alert
- Electric park brake
- Smart remote engine start system (automatic transmission only)
- Passive Entry and Push-button Start with sensor key
- Head-up display

+ Requires compatible iOS device
* Certain devices may not be compatible with the vehicle's MyLink system.
See holden.co.nz for more details

SSV REDLINE



SSV Redline in Jungle Green



How do you define absolute power on the road? The SSV Redline. A 6.2L LS3 V8 engine with race-bred 19" alloy wheels, signature Brembo® Brakes and extreme track-like handling. Not to mention the sports-inspired luxury interior and ground-breaking technologies that elevate this Ute to true legend status.

Engine and Transmission

- 6.2 litre LS3 V8 engine and 6-speed automatic transmission with Active Select
- Optional 6-speed manual transmission
- Bimodal exhaust and Mechanical Sound Enhancer
- Limited Slip Differential
- FE3 ultra sports suspension
- Front and Rear Brembo® Brakes
- Competitive mode
- Paddle-shift gear selection^

Comfort, Convenience and Design

- 19" alloy wheels (4)
- Optional 20" forged alloy wheels
- Cruise control
- Front power windows
- Dual-zone climate control
- Leather appointed seating
- 4-way power adjustable drivers seat with lumbar support
- Sports profile leather wrap steering wheel
- LED Daytime Running Lamps
- Colour multi-function display in instrument cluster
- Hood vents

Safety

- 5-star ANCAP rating
- Electronic Stability Control (ESC)
- 6 airbags
- Trailer Sway Control

Infotainment

- MyLink infotainment system with 8" touch-screen
- Built-in apps
- Bluetooth® capability*
- Enhanced voice control
- Satellite navigation
- Siri® Eyes Free+


Smart Technologies

- Head-Up display
- Automatic Park Assist
- Rear View Camera
- Front and Rear Park Assist
- Forward Collision Alert
- Lane Departure Warning
- Blind Spot Alert
- Reverse Traffic Alert
- Electric park brake
- Smart remote engine start system (automatic transmission only)
- Passive Entry and Push-button Start with sensor key

^ Paddle-shift gear selection on automatic model only



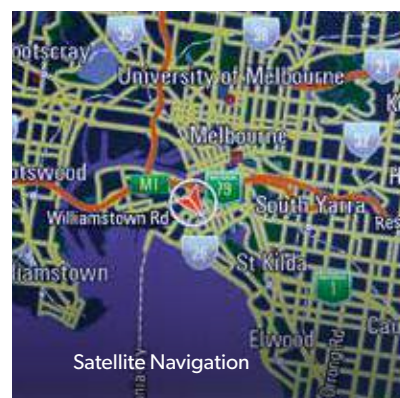
Blind Spot Alert



Jet Black Leather appointed seat trim




Head-up display



Satellite Navigation



Redline Interior



Paddle-shift gear selection^



Brembo® Brakes



LS3 badge

FEATURES

	SV6	SS	SS V-Series	SSV Redline
Engine and Transmission				
210kW [#] , 3.6 litre SIDI Direct Injection V6 engine and 6-speed manual transmission	○	-	-	-
210kW [#] , 3.6 litre SIDI Direct Injection V6 engine and 6-speed automatic transmission with Active Select	●	-	-	-
304kW [#] , 6.2 litre LS3 V8 and 6-speed manual transmission	-	○	○	○
304kW [#] , 6.2 litre LS3 V8 and 6-speed automatic transmission with Active Select	-	●	●	●
Bimodal exhaust and Mechanical Sound Enhancer	-	●	●	●
Paddle-shift gear selection (automatic transmission only)	-	-	-	●
Limited Slip Differential (V8 models and SV6 manual only)	○	●	●	●
Safety and Handling				
5-star ANCAP safety rating	●	●	●	●
Electronic Stability Control (ESC) incorporating: Anti-lock Braking System (ABS), Electronic Brakeforce Distribution (EBD), Electronic Brake Assist (EBA), Traction Control System (TCS)	●	●	●	●
Electric Power Steering (EPS)	●	●	●	●
Automatic Park Assist	●	●	●	●
Front and Rear Ultrasonic Park Assist	●	●	●	●
Forward Collision Alert	-	-	-	●
Lane Departure Warning	-	-	-	●
Blind Spot Alert	●	●	●	●
Reverse Traffic Alert	●	●	●	●
Colour Head-Up Display	-	-	●	●
Automatic release electric park brake	●	●	●	●
Hill hold control	●	●	●	●
Hill start assist	●	●	●	●
Trailer Sway Control	●	●	●	●
Sports suspension	●	●	●	-
FE3 Ultra sports suspension: sports tuned spring and damper	-	-	-	●
Performance Brembo [®] Brakes	-	-	-	●
Performance Brake Upgrade	-	○	○	-
Driver and front passenger airbags	●	●	●	●
Side impact airbags (thorax/pelvis) for driver and front passenger	●	●	●	●
Driver and passenger audible and visual seatbelt warning	●	●	●	●
Front seatbelts with load limiters and pyrotechnic pretensioners	●	●	●	●
Security				
Passive Entry and Push-button Start with Sensor Key	●	●	●	●
Priority flip key: lock/unlock/remote start (automatic models)/panic alarm	●	●	●	●
Smart Remote Engine Start System (automatic transmission only)	●	●	●	●
Time delay on entry. Automatic illumination when engine turned off	●	●	●	●
Alarm	●	●	●	●
Wheels				
18" × 8" alloy wheels, 245/45 R18 tyres (4)	●	●	-	-
19" × 8.5" alloy wheels, 245/40 R19 tyres (4)	-	-	●	-
19" × 8.5" alloy wheels, 245/40 R19 tyres (2 front), 19" × 9" alloy wheels, 275/35 R19 (2 rear)	-	-	-	●
20" × 8.5" alloy wheels 245/35 R20 (2 front), 20" × 9" alloy wheels, 275/30 R20 (2 rear)	-	-	-	○
Compact steel spare wheel and tyre	●	●	●	-
Tyre sealant and air compressor kit	○	○	○	●
Exterior				
Projector headlamps	●	●	●	●
Dual exhaust outlets	●	-	-	-
Quad exhaust outlets	-	●	●	●
Hood vents	-	●	●	●
Sports styling: front and rear sports fascia, side skirts	●	●	●	●
Chrome exhaust tips	●	●	●	●

Driver

	SV6	SS	SS V-Series	SSV Redline
Steering wheel height and reach adjust	●	●	●	●
Leather wrap steering wheel	●	●	-	-
Leather wrap sports profile steering wheel	-	-	●	●
Multi-function steering wheel, featuring illuminated controls for: sound system, trip computer, Bluetooth ^{®†} for compatible mobile phones, satellite navigation (where fitted)	●	●	●	●
Cruise control	●	●	●	●
Enhanced multi-function display (one colour): vehicle information menu, trip information menu, fuel economy menu, warning/messages	●	●	-	-
Enhanced multi-function display (multi-colour): vehicle information menu, trip information menu, fuel economy menu, warning/messages	-	-	●	●
Variable intermittent wipers	●	●	●	●
Rain Sensing Wipers	-	-	-	●
Automatic headlamp mode. Switches on at twilight or low light	●	●	●	●
Power side exterior mirrors	●	●	●	●
Bluetooth ^{®†} with Enhanced Voice Control for compatible mobile phones	●	●	●	●
Leather wrap gear selector	●	●	●	●
Alloy faced pedals (SV6/SS with manual transmission only)	●	●	●	●
Rear View Camera – integrated in multi-function colour MyLink display	●	●	●	●
Satellite navigation. Full colour mapping	○	○	●	●
Dual-zone electronic climate control	●	●	●	●

Entertainment

Holden MyLink Infotainment System	●	●	●	●
8" high-resolution, colour touch-screen display	●	●	●	●
Embedded apps – Pandora [®] and Stitcher SmartRadio [™]	●	●	●	●
Siri [®] Eyes Free ⁺	●	●	●	●
USB input [†] : Enhanced Voice Control/touch-screen access for playlists, artist, albums, songs and genres	●	●	●	●
Full iPod [®] integration [†] : Enhanced Voice Control/touch-screen access for playlists, artist, albums, songs and genres	●	●	●	●
Enhanced Voice Control: Phone calls, radio, navigation (where fitted), smartphone/iPod [®] /, MP3 or USB audio control	●	●	●	●
Bluetooth ^{®†} audio streaming	●	●	●	●
6-speaker enhanced audio	-	-	●	●

Seating

'Sportec' and Kenetic Suede appointed seat trim	●	●	-	-
Leather appointed seat trim	○	-	●	●
Sports front bucket seats	●	●	●	●
Adjustable driver seat lumbar support	●	●	●	●

Storage and Cargo

Sunglasses holder	●	●	●	●
Twin cup holders in front centre console	●	●	●	●
Centre console storage compartment with armrest lid	●	●	●	●
Auxiliary power socket in console	●	●	●	●
Soft tonneau cover	●	●	●	●
Back panel storage compartments (2)	●	●	●	●
Luggage nets (2)	-	●	●	●
Tubliner; versatile high-density polyethylene	●	●	●	●

- standard
- optional

[#] Maximum figures as per ECE regulations

^{*} Figure quoted using 98 RON (PULP)

⁺ Requires compatible iOS device

[†] Certain devices may not be compatible with the vehicle's MyLink system. See holden.co.nz for more details.

TECHNICAL SPECIFICATIONS

	210kW [#] , 3.6 litre SIDI Direct Injection V6 engine		304kW [#] , 6.2 litre LS3 V8 Engine	
Engine	3.6L 60-degree Double Overhead Cam V6 with 4 valves per cylinder. Twin knock control sensors with individual cylinder adaptive control. On-board diagnostics. Spark Ignition Direct Injection (SIDI)		6.2L 90-degree OHV V8. High-Flow Cylinder Heads, Valvetrain and Intake Manifold. On-board diagnostics	
	Continuously variable camshaft phasing for inlet and exhaust valves			
Capacity (cc)	3564		6162	
Compression ratio (:1)	11.5		10.7	
Power (ECE, kW)[#]	210kW @ 6700rpm		304kW @ 6000rpm	
Torque (ECE, Nm)[#]	350Nm @ 2800rpm		570Nm @ 4400rpm	
Exhaust system – chrome	Dual exhaust outlet		Quad exhaust outlet	
Gear ratios	6sp Man	6sp Auto	6sp Man	6sp Auto
1st	4.48	4.07	3.01	4.03
2nd	2.58	2.37	2.07	2.36
3rd	1.68	1.55	1.43	1.53
4th	1.19	1.16	1	1.15
5th	1	0.85	0.71	0.85
6th	0.75	0.67	0.57	0.67
Final ratio	3.27	3.27	3.70	3.27
Fuel	91 RON (Recommended 95 RON PULP for the 6.2L LS3 V8 engine). E10 compatible			
Fuel tank capacity (L)	71 (Petrol)			
Brakes	Standard: 4-wheel disc. Ventilated discs – front and rear. Twin piston alloy front caliper, single piston alloy rear caliper Optional Performance Brake Upgrade: Heavy Duty front brake. Upgraded master cylinder, front caliper and disc Redline: High Performance Brembo® Brakes. 4-piston front and rear calipers with upgraded discs and master cylinder			
Electronic Stability Control (ESC)	Incorporating: Anti-lock Braking System (ABS), Electronic Brakeforce Distribution (EBD), Electronic Brake Assist (EBA), Traction Control System (TCS)			
Suspension	Front: Direct acting stabiliser bar. Coil spring Rear: Multi-Link Independent Rear Suspension (IRS). Coil spring. Stabiliser bar			
Steering	Electric assisted constant ratio rack and pinion steering			
Track (mm)[^]	Front	Rear		
SV6, SS	1592	1606		
SS V-Series	1593	1606		
SS V-Series Redline	1593	1588		
Turn circle (kerb to kerb, m)	11.6			
Wheelbase (mm)[^]	3009			
Exterior dimensions (mm)[^]	Length	Width (excluding mirrors)	Height	
	5081	1898	1494	
Interior dimensions (mm)[^]	Leg	Shoulder	Head	Hip
Front	1074	1502	985	1454
Towing (kg), braked	1600 Holden approved 1600kg towing equipment is available. See your Holden Dealer for details			
Towing (kg), unbraked	750			
Service	The complimentary inspection is due at replace with 3000km or 3 months (whichever occurs first). The first service is due at 15,000km or 12 months (whichever occurs first) and then every 15,000km or 12 months (whichever occurs first) since the last service. Additional services may be required under certain driving conditions such as when towing (refer to Owner's handbook)			

[#] Maximum figures as per ECE regulations

* Figure quoted using 98 RON (PULP)

[^] Dimensions may vary from model to model

PAYLOAD CALCULATOR

How to calculate your safe driving load	Safe operation of a light commercial vehicle demands careful attention to two vital aspects of loading: balance and safe operating limits. A vehicle that is overloaded or carries unbalanced loads will experience reduced life due to the excess demands placed on its frame, transmission, axles, hubs and tyres.																												
Recommended body lengths	Excessive overhang can affect vehicle balance and road holding. It is important your vehicle is correctly specified for its intended application, as inappropriate modifications to the standard vehicle specification may affect vehicle performance and safety through overloading of the vehicle. Such modifications may also affect your New Vehicle Warranty to the extent that Holden considers that it affects the specifications and quality of your vehicle. If you are unsure, please ask your Holden Sales Consultant.																												
Front and rear axle loads	The maximum allowable front axle and rear axle loads for the Ute are outlined in the Owner's Handbook. If you are unsure you should go to a weighbridge. This ensures that your vehicle's axles have sufficient strength to carry the total weight transfer as the vehicle brakes, accelerates, rolls in corners and goes over bumps.																												
Payload and available payload mass	It is important to understand the difference between 'payload' and 'available payload mass'. 'Payload' is the maximum capacity of the vehicle for the carriage of all non-standard items, the cargo itself, occupants, optional equipment and accessories. Light commercial vehicles, depending on their model and specification, all have different carrying capacities. You can calculate 'payload' by subtracting the figure for the vehicle's Kerb Mass from the vehicle's Gross Vehicle Mass. 'Available payload mass' is the mass of cargo that the finished vehicle is permitted to carry having regard to the aggregate mass of the vehicle's Kerb Mass, optional equipment, accessories, cargo carrying device and occupants. It is important to calculate the 'available payload mass' accurately, and the following will help you understand how to do so.																												
GVM (Gross Vehicle Mass)	GVM is the accepted safe, maximum all-up weight rating of a fully loaded vehicle, and is based on design factors and strength of the frame, spring fitment, tyre rates and axle capacities. Refer to the vehicle's compliance label for GVM figures.																												
Kerb Mass	Kerb Mass is the weight of the vehicle with standard equipment when it is unoccupied, unladen and has its fuel tank and all other fluid reservoirs filled to their nominated capacity. Optional accessories and cargo carrying devices for Ute models are excluded from the Kerb Mass calculation.																												
Payload calculations	<table border="1"> <tbody> <tr> <td>Vehicle</td> <td>_____</td> </tr> <tr> <td>GVM</td> <td>_____</td> </tr> <tr> <td>less Kerb Mass</td> <td>_____</td> </tr> <tr> <td>= Payload[#]</td> <td>_____</td> </tr> <tr> <td>Less weights for the following items (for example) Occupants</td> <td>_____</td> </tr> <tr> <td>Tow bar and tongue[^]</td> <td>_____</td> </tr> <tr> <td>Sports bar</td> <td>_____</td> </tr> <tr> <td>Ladder rack</td> <td>_____</td> </tr> <tr> <td>Alloy wheels</td> <td>_____</td> </tr> <tr> <td>= Total of extras</td> <td>_____</td> </tr> <tr> <td>Payload[#]</td> <td>_____</td> </tr> <tr> <td>less Total of extras</td> <td>_____</td> </tr> <tr> <td>Ensure mass does not exceed front and rear axle loads</td> <td>_____</td> </tr> <tr> <td>= Available Payload Mass*</td> <td>_____</td> </tr> </tbody> </table>	Vehicle	_____	GVM	_____	less Kerb Mass	_____	= Payload[#]	_____	Less weights for the following items (for example) Occupants	_____	Tow bar and tongue [^]	_____	Sports bar	_____	Ladder rack	_____	Alloy wheels	_____	= Total of extras	_____	Payload[#]	_____	less Total of extras	_____	Ensure mass does not exceed front and rear axle loads	_____	= Available Payload Mass*	_____
Vehicle	_____																												
GVM	_____																												
less Kerb Mass	_____																												
= Payload[#]	_____																												
Less weights for the following items (for example) Occupants	_____																												
Tow bar and tongue [^]	_____																												
Sports bar	_____																												
Ladder rack	_____																												
Alloy wheels	_____																												
= Total of extras	_____																												
Payload[#]	_____																												
less Total of extras	_____																												
Ensure mass does not exceed front and rear axle loads	_____																												
= Available Payload Mass*	_____																												

[^] Up to maximum front and rear axle loads as outlined in the Owner's Handbook

[#] Payload includes the mass of air conditioning. Does not include options. Deduct the mass of these from the quoted payload to obtain the available payload mass up to maximum axle loads

* This figure is the maximum permissible load your Holden Ute can carry without exceeding its GVM rating. You also need to ensure that your load is balanced and is within the front and rear axle capacities

COLOURS AND TRIM

Our VFII Ute makes an instant impression with its dynamic range of exterior colours and interior fabrics lined with attitude and performance inspired textures.

	Exterior									Interior	
	Heron White	Red Hot	Jungle Green	Some Like it Hot Red	Phantom Black	Regal Peacock Green	Nitrate Silver	Prussian Steel Grey	Slipstream Blue	Standard	Optional*
SS V-SERIES REDLINE	•	•	•	•	•	-	•	•	•	Jet Black interior with Jet Black leather appointed seats	
SS V-SERIES	•	•	•	•	•	•	•	•	•	Jet Black interior with Jet Black leather appointed seats	
SS	•	•	•	•	•	•	•	•	•	Jet Black interior with Kenetic Suede and 'Sportec' appointed seats	
SV6	•	•	•	•	•	•	•	•	•	Jet Black interior with Kenetic Suede and 'Sportec' appointed seats	Jet Black interior with Jet Black leather appointed seats



PHANTOM BLACK
A true black metallic with a shimmering silver sparkle within the highlight. Drop out turns to a powerful solid Jet Black.

REGAL PEACOCK GREEN
A evocative dark and deep green metallic. Capturing a strong burst of rich and intense green in the highlight. The shadow transforms into a dark midnight green black with a solid appearance.

SOME LIKE IT HOT RED
A metallic red with a warm searing highlight. Colour evokes a sultry intense luscious red with the drop-out moving towards a darker richer red tone for drama.

PRUSSIAN STEEL GREY
A neutral medium grey metallic with a semi coarse silver highlight and a dark smokey drop out.

SLIPSTREAM BLUE
A chromatic metallic blue that draws out an intense brightness in sunlight, featuring red mica undertones. The drop out moves darker providing a restrained statement.



NITRATE SILVER
A light silver metallic with a highlight transforming to a lighter silver with a bright sparkle. In shadow Nitrate Silver turns into a slightly darker shade of silver.

HERON WHITE
A crisp and robust solid white.

JUNGLE GREEN
A bright hero green metallic with an intense feature highlight. Colour captures a mid-tone yellow based green in the highlight and shifts to a darker deep jungle green on the drop-out.

RED HOT
An intense solid bright red.

* Selected options available at additional cost, please refer to your Holden Dealer for details

Seat Trims



Kenetic suede/'Sportec'

Jet Black Leather (Sport)



There's nothing more exciting than buying a new car. Holden provides a complete After Sales program to make sure you not only feel good about your new Holden now, but also in the years to come.

So if you are looking to add that personal touch with HoldenWise Genuine Parts & Accessories, you can rest assured that you are being looked after

by Holden trained experts that operate in one of New Zealand's largest service networks.

With 54 Authorised Holden Service Centres including 32 Holden Dealerships strategically located New Zealand-wide, Holden strives for a standard of excellence with the aim of exceeding the expectations of Holden drivers.



NO SURPRISES, NO UNCERTAINTY, NO WORRIES. JUST WHAT YOU WOULD EXPECT FROM HOLDEN.



GENUINE SERVICE

Authorised Holden Service Centres give you complete confidence, knowing that only Holden Dealership Technicians have access to regular factory training and equipment.



ACCESSORIES & PARTS

Give your Holden a personal touch by choosing from our range of Genuine Holden Parts and Accessories, exclusively at Holden Dealers.



WARRANTY

Holden's New Vehicle Warranty* applies from the day your vehicle is first registered. Holden approved and Genuine Accessories and parts are also covered.



24 HOUR ROADSIDE ASSISTANCE

To ensure your Holden delivers you an uninterrupted driving experience, your vehicle comes with three years of Standard Roadside Assistance. Call 0800 HOLDEN (0800 465 336).



CUSTOMER CARE

Holden Customer Care is available to answer any questions. Call 0800 HOLDEN (0800 465 336) 10am – 9pm Mon-Fri, 11am – 3pm Sat. holdencustomer@gm.com



HOLDEN FINANCE

Offers vehicle finance and leasing with flexible terms, competitive interest rates and structured payment options. Call 0800 55 30 30

TO FIND OUT MORE VISIT WWW.HOLDEN.CO.NZ/OWNERSHIP

* Our goods come with guarantees that cannot be excluded under the New Zealand Consumer Law. You are entitled to a replacement or refund for a major failure and compensation for any other reasonably foreseeable loss or damage. You are also entitled to have the goods repaired or replaced if the goods fail to be of acceptable quality and the failure does not amount to a major failure.

Stitcher SmartRadio™ is a registered trademark of Stitcher, Inc
Pandora® is a registered trademark of Pandora Media, Inc
Bluetooth® is a registered trademark and logo of Bluetooth SIG, Inc
iPod® and Siri® are registered trademarks of Apple Inc

Cover image: SSV Redline Ute in Heron White

A word about this brochure. We have tried to make this brochure as comprehensive and factual as possible. However, since the time of printing some of the information you'll find here may have been updated. Also, some of the equipment shown or described through this brochure may have been changed and / or is available at extra cost. Further, Holden New Zealand Ltd. reserves the right to make changes at any time without notice, in prices, colours, materials, equipment and models. Your Holden Dealer has details, and before ordering, you should ask them to bring you up to date. No Holden Dealer or other person is authorised or permitted to give or make any statement, assertion or undertaking in relation to the quality, performance characteristics, descriptions or fitness for any purpose of any Holden product which is at variance with any written statement, assertion or undertaking on any of these subjects given or made by Holden in its published sales literature, and Holden does not accept any liability for any such unauthorised action. Holden has authorised Dealers in many parts of New Zealand for the sale of service parts and the provision of service to owners of Holden's products. Every endeavour is made to ensure that such Dealers carry adequate stocks of service parts, but Holden doesn't make any promise other than that contained in the New Vehicle Warranty given by Holden that such parts or service facilities will be available at any specific location or at any particular time. Express warranties offered for Holden products are subject to the conditions set out in all vehicle handbooks. Details also available from Holden on request. Copyright Holden. October 2015 V2306