



2022 | RAM HEAVY DUTY

RAM HEAVY DUTY SHOWS UP WITH A WORK ETHIC THAT DOESN'T BACK DOWN AND OFFERS A LONG LIST OF BEST-IN-CLASS FEATURES INCLUDING:

AVAILABLE BEST-IN-CLASS DIESEL TOWING: 37,090 LB^{1*}

AVAILABLE BEST-IN-CLASS DIESEL TORQUE: 1,075 LB-FT¹

BEST-IN-CLASS STANDARD GAS HORSEPOWER: 410 HP¹

BEST-IN-CLASS PAYLOAD ON SINGLE-REAR-WHEEL (SRW) 3500²

BEST-IN-CLASS TOWING ON SRW 3500²

2022 RAM HEAVY DUTY: THE MOST ADVANCED RAM HEAVY DUTY EVER

RAM HEAVY DUTY ALSO OFFERS WHAT NO OTHER TRUCK IN ITS CLASS CAN:

CLASS-EXCLUSIVE REAR LINK COIL SUSPENSION (2500)¹

CLASS-EXCLUSIVE AVAILABLE AUTO-LEVEL REAR AIR SUSPENSION¹

CLASS-EXCLUSIVE AVAILABLE RAMBOX® CARGO MANAGEMENT SYSTEM¹

CLASS-EXCLUSIVE AVAILABLE ADAPTIVE FORWARD LIGHTING SYSTEM (AFLS)¹

CLASS-EXCLUSIVE AVAILABLE IN-FLOOR STORAGE (CREW CAB)¹

CLASS-EXCLUSIVE DUAL-REAR-WHEEL (DRW) BACK-UP SENSORS (3500)¹

CLASS-EXCLUSIVE AVAILABLE POWER CONVEX TRAILER-TOW MIRRORS¹

CLASS-EXCLUSIVE AVAILABLE RECLINING REAR SEAT (MEGA CAB®)³

IT'S CAPABLE OF MAMMOTH TOWING AND MOVING BIG-TIME PAYLOADS. IT OFFERS THE TECHNOLOGY THAT CAN BOTH ENTERTAIN AND MAKE HOOKING UP A TRAILER A BREEZE. ALTHOUGH THIS TRUCK IS BUILT FOR THE GRITTY JOBS, ITS INTERIOR OFFERS A SERIOUS AMOUNT OF UPSCALE APPOINTMENTS. AND WHILE THOSE ARE ALL REASONS TO OWN A RAM HEAVY DUTY, MAYBE THE MOST IMPORTANT REASONS ARE FOUND IN THE NUMEROUS STANDARD AND AVAILABLE SAFETY AND SECURITY FEATURES. AFTER ALL, THE MOST IMPORTANT THING THIS TRUCK WILL CARRY IS ITS PASSENGERS.

*All disclosures can be found on the last page.



LIMITED IN DELMONICO RED PEARL



37,090-LB MAX TOWING⁴

BIG-TIME TOWING

Ram 3500 offers an available best-in-class 1,075 lb-ft of diesel torque¹ and up to an available best-in-class 37,090 lb of diesel towing (Regular Cab 4x2 DRW)¹ with the optional Cummins® High Output. Max diesel towing on Ram 3500 Mega Cab® DRW shown is 32,930 lb⁴

UP TO 1,075 LB-FT
RAM 3500 AVAILABLE DIESEL TORQUE




7,680-LB GAS PAYLOAD⁴

SUPERSIZED PAYLOAD CAPACITY

Ram 3500 hauls up to a hefty 7,680-lb gas payload (Regular Cab 4x2 DRW)⁴. Max gas payload on Ram 3500 Mega Cab[®] DRW shown is an impressive 6,630 lb.⁴

MILES AND MILES OF HEAVY-DUTY PICKUP ADVENTURE



**UNSURPASSED
5-YEAR/100,000-MILE
DIESEL POWERTRAIN LIMITED WARRANTY⁵**

THE POWER TO HAVE IT ALL

In a world of unknowns, it's important to find reliability. Knowing your Ram Heavy Duty is part of the resilient Ram Truck family is almost as comforting as a long weekend away.



PARAMOUNT REFINEMENT | LIMITED INTERIOR IN BLACK PREMIUM LEATHER TRIM



FULL-SPECTRUM TECHNOLOGY

INNOVATION FOR MILES

Opt for available features like a premium 7-inch Driver Information Display digital cluster with full-color 3D graphics and a new Uconnect® 5 NAV with 12-inch touchscreen display featuring pinch-to-zoom technology and SiriusXM® with 360L.⁶



420 MAX HP | 1,075 MAX LB-FT

THE RAM 2500 AND 3500 ENGINE OPTIONS The available 6.7L Cummins Turbo Diesel I6 engine delivers commanding responsiveness. The 420-hp High Output version is the lineup's most powerful and is paired with the AISIN® 6-speed transmission and offers best-in-class available diesel torque—up to 1,075 lb-ft on Ram 3500¹. The AISIN delivers seamless shift quality, thanks to a sophisticated transmission controller, a state-of-the-art dual-core processor, a robust ring gear, a large thrust bearing and heat treatments for select components.

The standard output 6.7L Cummins Turbo Diesel I6 yields 370 hp and 850 lb-ft of torque and is teamed with the long-proven 68RFE 6-speed automatic transmission. The 68RFE features a proficient filtration system and bandless design that helps reduce maintenance requirements. Dual fluid filters, a dual-face torque converter lockup clutch for the 2nd through 6th gears and an integrated Tow/Haul Mode provide an alternative shift schedule.

Whichever powertrain you choose, you'll receive outstanding performance and superb cold-start ability.

37,090-LB MAX TOWING⁴



410 HP | 429 LB-FT

LEGENDARY PERFORMER The 6.4L HEMI V8 boasts best-in-class standard 410 gas horsepower¹ and robust towing and payload numbers. Variable Valve Timing (VVT) provides consistent power across a wide torque band, and Multi-Displacement System (MDS)/Fuel Saver Technology delivers 4-cylinder efficiencies during highway cruising, along with the interactive Deceleration Fuel Shut-Off (iDFS) feature.

SMOOTH SHIFTING COMES STANDARD The 6.4L HEMI V8 comes mated to the TorqueFlite® 8HP75 8-speed automatic transmission. There are more than 40 individual shift maps to refine shift points for optimal efficiency, performance and drivability. The transmission uses shift-by-wire technology, eliminating a mechanical linkage between the transmission and the gear selector. Ram Heavy Duty uses an innovative rotary shifter mounted on the left side of the instrument-panel center stack.

18,210-LB MAX TOWING⁴



SOLID TO THE CORE

THE BACKBONE THAT UNDERPINS THE CAPABILITY If your foundation isn't firm, your truck's performance, capability and even technology won't mean much. That's why the frame on the Ram Heavy Duty was designed to withstand the punishing assignments our drivers demand of it. Strength that endures doesn't mean merely one thing. In a Ram Heavy Duty, it means everything.

THE AVAILABLE CUMMINS® HIGH OUTPUT TURBO DIESEL

This engine gives Ram 3500 Heavy Duty stellar trailering capability: up to an available 37,090 lb.⁴

CONVENTIONAL HITCH CAPABILITY

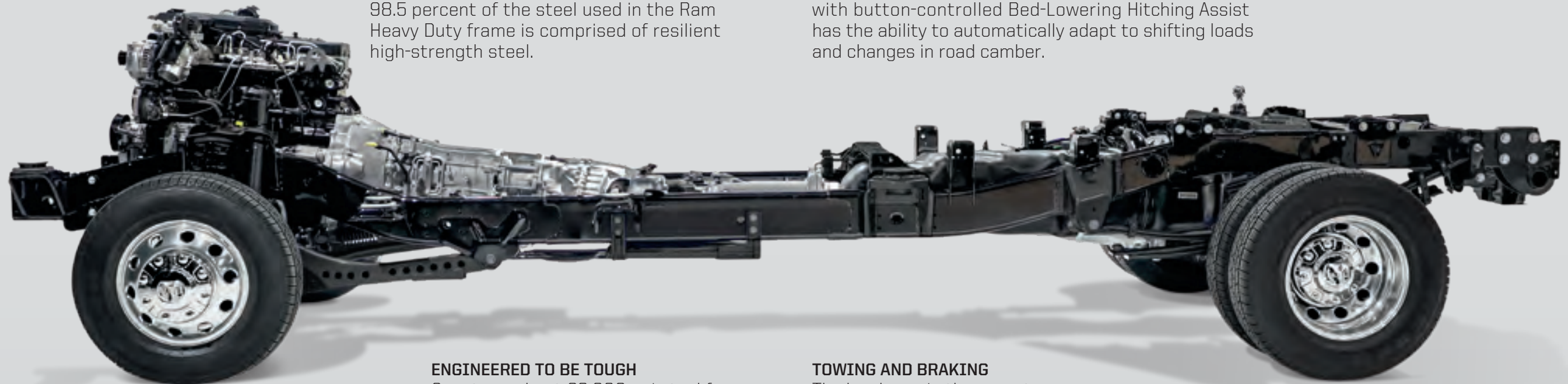
Ram 3500 pickup offers up to a jaw-dropping 23,000-lb.⁴ hitch capacity. For 2500, capability is rated up to 20,000 lb.⁴

HIGH-STRENGTH STEEL

Durability is built into every Ram Pickup. 98.5 percent of the steel used in the Ram Heavy Duty frame is comprised of resilient high-strength steel.

CLASS-EXCLUSIVE AUTO-LEVEL REAR AIR SUSPENSION¹

This available innovative Auto-Level Rear Air Suspension with button-controlled Bed-Lowering Hitching Assist has the ability to automatically adapt to shifting loads and changes in road camber.



MINIMAL NOISE, VIBRATION AND HARSHNESS (NVH)

4x4 models feature a 9.25-inch front axle with durable pinion seals, and a refined axle housing helps with NVH levels.

ENGINEERED TO BE TOUGH

Count on robust 63,000-psi steel for the crucial engine crossmember.

TOWING AND BRAKING

The hardware in these systems features solid components to manage the big max payload and tow ratings.

TUNED SUSPENSION

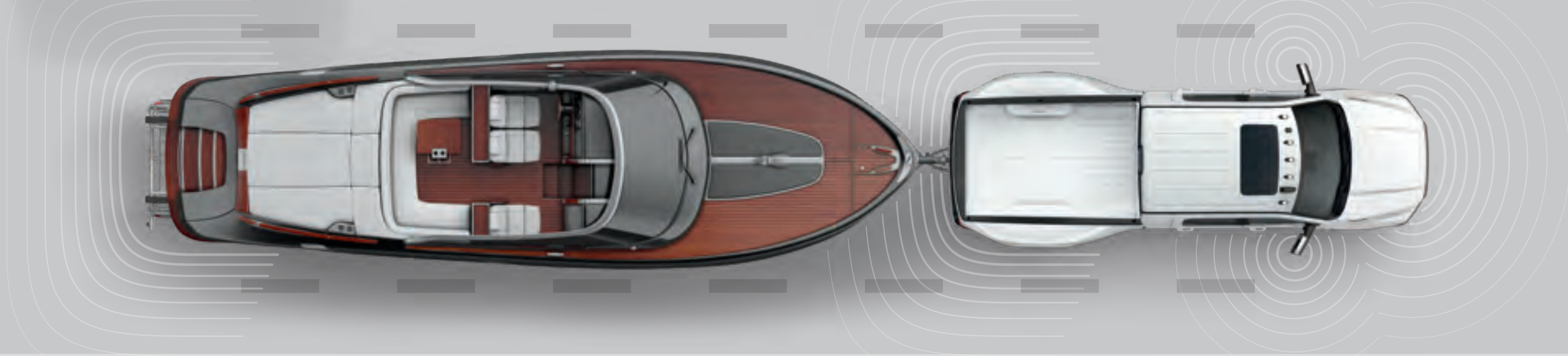
Ram 2500 includes Frequency Response Damping (FRD) shocks and tough, progressive-rate coil springs.



BLIND SPOT MONITORING (BSM)⁷ WITH REAR CROSS-PATH DETECTION⁸

Ram Heavy Duty offers an abundance of standard and available Safety and Security features for long-haul confidence. With dual wide-band radar sensors in the taillamps, the available BSM⁷ with Rear Cross-Path Detection⁸ scans blind spots behind the vehicle to help ensure safe maneuvering while automatically sensing and accounting for the length of your trailer.

Available LaneSense[®] Lane Departure Warning Plus⁹ uses a forward-facing camera that can detect your vehicle's position and lane markings on the road. The system helps prevent unintentional lane drift by providing a visual alert before safely guiding the vehicle back into position.



AVAILABLE ACC STOP¹⁰ AND FSFCW+¹¹ WORK WITH LOADED TRAILERS UP TO 37,090 LB⁴



FULL-SPEED FORWARD COLLISION WARNING PLUS (FSFCW+)¹¹ This system notifies the driver through multiple warnings when the vehicle gets too close to a preceding vehicle. If the driver isn't braking enough, Auto Emergency Braking automatically takes over, dramatically increasing braking when over 31 mph and even coming to a full stop if traveling under 31 mph. FSFCW+¹¹ also works with attached trailers and will engage the trailer brakes. Available.



PARKSENSE[®] FRONT AND REAR PARK ASSIST¹² Integrated sensors in the front and rear bumper valences use ultrasonic waves to determine the relative distance to objects in front or in back of your pickup. If an obstacle is detected when backing up or moving forward during parking maneuvers, visual and audio signals inform the driver. Available.



ADAPTIVE CRUISE CONTROL WITH STOP (ACC STOP)¹⁰ This system can maintain a driver-selected set distance from vehicles in the lane ahead. When slower traffic is detected, Ram Heavy Duty automatically adjusts its speed all the way down to 0 mph, even with a trailer attached. Available.



CLASS-EXCLUSIVE ADAPTIVE FORWARD LIGHTING SYSTEM¹ The Adaptive Forward Lighting System features crisp LED lighting. The lamps turn up to 15 degrees to help with nighttime visibility. Available.



THE SMART WAY TO TOW


AUTO-LEVEL REAR AIR SUSPENSION WITH BED-LOWERING MODE The available system brings the rear suspension to its lowest position for easy ball/hitch alignment, counteracts weight from trailering/hauling, maintains an even and level profile when loaded, and keeps rake constant from the front end to the rear of the trailer.

LED HITCH LAMP The new LED hitch lamp not only provides illumination for easy trailer hookup in the dark, it's also standard across all trim levels.


THE MAX TOW PACKAGE Those that need serious towing prowess should opt for the available Max Tow Package. It includes everything you'll need, such as the 30K fifth-wheel hitch, the Fifth-Wheel/Gooseneck Prep Group, Auto-Level Rear Air Suspension, Cargo-View Camera,⁸ Trailer Brake Controller and DOT Safety Kit. The results: remarkable towing up to 37,090 lb with gooseneck and up to 30,000 lb for fifth-wheel applications.⁴



CLASS-EXCLUSIVE AVAILABLE POWER CONVEX TRAILER-TOW MIRRORS¹



TRAILER HITCH TAILGATE LIGHT






AUTO-LEVEL REAR AIR SUSPENSION

CLASS-EXCLUSIVE AVAILABLE AUTO-LEVEL REAR AIR SUSPENSION¹

With engineering specific to each weight class, the available system features three unique modes. Payload Mode can self-level, automatically adapting to shifting loads and changes in road camber. Trailer-Tow Mode keeps an even rake between trailer and truck. The Bed-Lowering Mode makes trailer hookups easy.



STANDARD RAM 2500/3500 SUSPENSIONS

RAM 2500 Smart tuning dynamics that yield a smooth ride are part of the class-exclusive rear link coil suspension.¹ Other features include Frequency Response Damping (FRD) shock absorbers, progressive-rate coil springs and a refined bushing set.

RAM 3500 Technology makes easy work of huge towing and payload jobs. Our standard rear leaf-spring suspension continues to use two-stage longitudinal leaf springs, while the bushings serve to enhance durability and increase strength.

EXPAND YOUR VIEW

KEEP AN EYE ON YOUR TRAILER AND CARGO THE ENTIRE DRIVE Not only are Ram Trucks built to be towing powerhouses, they're designed to make towing easy. It starts with the huge, available 12-inch touchscreen that delivers views of both sides of your trailer, plus a virtual view of your truck from above. You can also access rear views of your cargo area and the terrain beyond—a real asset if you opt for the available Fifth-Wheel/Gooseneck Prep Group. Finally, active guidelines move in tandem with turns of your steering wheel for pinpoint accuracy when backing up to a hitch.



NEW AVAILABLE TRAILER 360° CAMERA SYSTEM[®] Opt for this new system that provides a 360° bird's-eye view of the trailer, eases vehicle/trailer maneuvering by providing enhanced visibility of trailer surroundings and aids when backing up a trailer in tight spaces. The driver can select to see views of the front, rear, left or right trailer cameras.



AVAILABLE DIGITAL REARVIEW MIRROR This mirror features an LCD monitor that can provide a real-time video stream from a rear-facing camera. The camera is mounted on the rear of the cab for an unobstructed view and provides a wider field of view versus a traditional mirror.

A NEW TOW-MODE FEATURE allows the driver to see behind the trailer or upfit in the mirror. The mirror also functions as a normal reflective mirror with the simple flip of a switch.



TRAILER REVERSE GUIDANCE VIEW[®] provides a single-screen view of both sides of the trailer and helps drivers more safely tow, park and maneuver long or short setups. The system stitches together select screens for simultaneous views of each trailer side; on-screen buttons give the driver left/right panning ability to better frame the trailer in the image. It's ideal for tight garages and parking spaces and delivers fast and efficient operation. No active lines are provided.



AVAILABLE 360° SURROUND-VIEW CAMERA SYSTEM[®] Strategically placed cameras inside the front grille, in the outside mirrors and in the tailgate handle allow the driver to see a complete picture of the vehicle surroundings. The result is secure parking, loading/unloading and trailer hookup.



AVAILABLE CARGO-VIEW CAMERA[®] Located in the Center High-Mount Stop Lamp (CHMSL), this camera displays a high-perspective view of the bed of the vehicle on the center-stack screen. Benefits include a zoom feature and views of the box cargo, aftermarket upfit equipment, or in-box hitch status—like available fifth-wheel or gooseneck applications.



AVAILABLE AUXILIARY CAMERA TECHNOLOGY[®] This camera system by Mopar[®] allows you to customize its position on your trailer, as shown in the inset above. The image at left is the wide-angle view, displayed on the full-color center-stack display. It delivers expansive viewing capability, with enough wiring to handle trailers up to 40 feet. Zoom feature is included. With the available Auxiliary Camera Prep and properly equipped radio, the system can accommodate up to two cameras.



CONNECTED AND IN COMMAND

FULL-COLOR TOUCHSCREEN From the available 12-inch screen, you can customize your view for full- or split-screen capability. Pinch-to-zoom technology and physical controls make it easy to access key radio and connectivity features. Full-screen navigation helps keep you on course, while SiriusXM® with 360L⁶ keeps you entertained. SiriusXM with 360L⁶ delivers both satellite and streaming SiriusXM channels. Intuitive algorithms serve up content recommendations based on your listening preferences, making it easier to discover more of what SiriusXM offers, including exclusive SiriusXM on-demand programming. You can also create your own ad-free music stations based on the artists you're listening to. Subscribers can then give songs a thumbs-up or thumbs-down within the SiriusXM service, or even skip songs, to create their own personal channel that plays more of what they want to hear.



CHARGING SOLUTIONS The front of the center console houses an auxiliary input and two sets of USB connections (Type-A/C pairs). There is also a phone shelf to hold smartphones with an optional integrated wireless charging pad.



CONNECTIVITY FOR EVERYONE Rear-seat passengers are also treated to multiple amenities, with two available USB connection points (Type-A/C pairs with bucket seats; two Type-A USB ports with bench seats; charging only in both configurations) and a 115-volt, 400-watt outlet conveniently located on the rear of the center console. The two-cup-holder space also offers the ability to mount a tablet for rear-seat viewing.



THE HARMAN KARDON® ALTERNATIVE A premium pickup warrants a premium sound system. The available Harman Kardon 750-watt audio system features 17 strategically located speakers (including a subwoofer)—the highest number available in the segment¹—that deliver balanced sound the way it's meant to be heard.



YOUR MOST IMPORTANT DATA ON DISPLAY

RECONFIGURABLE DRIVER INFORMATION DISPLAY

Keep your eyes on the road while being aware of your rig with the available in-dash 7-inch Driver Information Display digital cluster. From the high-definition screen, you can check the status of the available Blind Spot Monitoring (BSM)⁷ system, view real-time tire pressure and more. Most notably, you can monitor data that's critical when trailering—like the settings of the available Trailer Brake Controller and whether you should modify them.



STORAGE OPTIONS EXPANDED Ram Heavy Duty offers the available RamBox Cargo Management System. These storage bins are weatherproof, lockable, drainable, and equipped with internal illumination and a 115-volt/400-watt power outlet in the driver-side bin.



115-VOLT/400-WATT POWER OUTLET Whether for work or play, there's always a need for extra power. That's why there's a 115-volt/400-watt power outlet located on the inside wall of the driver-side RamBox System bin.

EASY-ACCESS SOLUTIONS



DAMPED TAILGATE AND POWER RELEASE

Tailgate operation becomes easy and convenient with the available damped feature. The tailgate also has an available power-release function; open it with the key fob button or via the in-cabin control.



BED OUTLET When you need power on the go, your Ram Truck is ready. Use the available 115-volt/400-watt power outlet located in the rear of the truck bed to plug in tools, lights or anything else you need to get the job done.



BED STEP The available foot-actuated Mopar® Bed Step eases access to the bed and hides out of sight when not in use. Available as a factory-installed option or as a stand-alone Mopar Accessory.



IN-BED LED LIGHTING Controlled by a switch or activated when the unlock button on the key fob is pushed, the available side cargo-bed lights provide convenient illumination.



MANAGE YOUR CARGO For additional cargo organization, opt for the available RamBox® Utility Group that includes a stowable bed divider and four adjustable tie-down loops.



STANDARD SHEETS FIT Opting for the available RamBox System doesn't mean sacrificing precious bed space. You'll still have plenty of room to carry wide cargo, like standard 4x8-foot sheets of building materials.

AVAILABLE 12-INCH TOUCHSCREEN MEDIA CENTER

THE ALL-NEW UCONNECT® 5 SYSTEM OFFERS MORE CONNECTED SERVICES AND FEATURES FOR ENHANCED EASE OF USE FOR BOTH NOVICE AND EXPERT USERS ALIKE.

AVAILABLE UCONNECT 5 NAV RADIO helps keep you informed and entertained. Its full-color touchscreen ranges in size from 8.4 inches to 12 inches and connects with your smartphone, thanks to Apple CarPlay®¹³ support and Android Auto.^{TM14} The available 4G LTE WiFi Hotspot¹⁵ allows you to connect up to eight devices. With Amazon Alexa Built-In¹⁶ for the Uconnect 5 radio in your vehicle, you can have the convenience of the Alexa features you enjoy at home, now on the go.

TOMTOM NAVIGATION AND TOMTOM TRAFFIC & TRAVEL SERVICES Delivers accurate, real-time traffic information integrated into the available Uconnect 5 NAV system. Thanks to real-time traffic information, the navigation system formulates better routes and provides more accurate arrival times. TomTom Navigation for Ram Heavy Duty provides the most up-to-date maps with automatic over-the-air map updates. TomTom's Traffic & Travel Services—including Real-Time Traffic, Speed Camera Alerts, Parking Finder, Dynamic Range Mapping with Low Fuel Alert, Gas Station Finder and Fuel Pricing, and Weather—provide drivers with reliable, timely information to help get them where they are going.

SIRIUSXM® WITH 360L⁶ makes it easier than ever to find and enjoy listening to over 200 channels and 10,000 hours of on-demand content (a six-month trial is included with your Ram Heavy Duty).

APPLE CARPLAY¹³ SUPPORT makes wireless in-vehicle iPhone® use easy. Your call: use the touchscreen or Siri.^{®17} Available.

ANDROID AUTO¹⁴ wirelessly connects your Android[™] phone to get help from Google in your car. Available.





Uconnect®

IN TOUCH WHEREVER YOU GO
DRIVEUCONNECT.COM

Uconnect® brings a wide range of interactive features to your vehicle and beyond through a highly intuitive communication experience. Trips are enhanced with informative and entertaining apps. Access them on your Uconnect touchscreen as well as your smartphone. Listen to your favorite playlist from your connected device, then flip to SiriusXM® Radio⁶ and enjoy the best commercial-free music, plus every major sport and the biggest names in entertainment, news and comedy. You'll get over 150 channels, all at the press of a button. With SiriusXM Platinum Plan, you get every channel available on your SiriusXM Radio⁶, and you can also listen wherever you go on your portable devices with the SiriusXM App, which is included with your trial. Available. Drive worry-free with a premium suite of safety and convenience services that can be accessed in-vehicle or through the Ram App. Available. Download the Ram App and access it directly on your Apple Watch.





ONE RAM TRUCK

TWO DISTINCTIVE PERSONALITIES



NIGHT EDITION

Think understated elegance outside and in, marked by a body-color grille surround and bumpers, Monotone paint, Black badges, Black headlamp and taillamp bezels, Black Ram grille inserts, Black 20-inch wheels (SRW models)—and, on Big Horn®/Lone Star¹⁸ models, ParkSense® Front and Rear Park Assist.¹² The Monotone Black interior is design at its best. Available on Big Horn/Lone Star;¹⁸ Laramie® and Limited (shown above) models; requires specific Equipment Groups depending on model. See Buyer's Guide in the back of this catalog or visit [RAM.COM](https://www.ram.com)



SPORT APPEARANCE PACKAGE

The look is stunning, with its Monotone paint treatment joining a body-color grille surround, body-color bumpers, body-color door handles, and ParkSense Front and Rear Park Assist¹² on Big Horn/Lone Star¹⁸ models. The interior is defined by impressive Monotone Black interior trim and seating. Available on Big Horn/Lone Star¹⁸ (shown above) and Laramie models (packages vary slightly for each); requires specific Equipment Groups depending on model. For more, see the Buyer's Guide or visit [RAM.COM](https://www.ram.com)

TRADESMAN® | POWER WITH A PURPOSE



THE RIGHT BUSINESS PARTNER

You give your all to the job, so you deserve a truck that gives it all to you. A powerful engine, active grille shutters, various axle ratios, alternators and shock absorbers help make sure Ram Tradesman is work-ready. Count on it to handle tough commercial-grade tasks with capability and dependability. Opt for the available Chrome Appearance Group for standout style.

Think of the interior as your mobile command station. Work-grade vinyl or available cloth seats and easy-to-clean molded doors stand up to vigorous assignments. Sophisticated technology, state-of-the-art electronics and no-compromise engineering can help keep you connected and secure no matter where the job takes you.

*TRADESMAN IN BRIGHT WHITE WITH AVAILABLE CHROME APPEARANCE GROUP
TRADESMAN INTERIOR IN AVAILABLE BLACK CLOTH*

TRADESMAN®



STANDARD FEATURES

POWERTRAIN

6.4L HEMI® V8 Variable Valve Timing (VVT) with Multi-Displacement System (MDS)/8-speed automatic
 Optional 6.7L Cummins® Turbo Diesel/6-speed automatic
 Optional 6.7L Cummins Turbo Diesel High Output/6-speed AISIN® automatic (3500 models only)

INTERIOR AMENITIES

Vinyl 40/20/40 front bench seat with manual adjust
 20-percent fold-down center bench seat with integrated armrest
 Full-folding rear bench seat (Crew Cab)
 Base door trim panel
 Black instrument panel
 Uconnect® 3 with 5-inch touchscreen display
 Urethane steering wheel
 Manual tilt steering column
 Manual Temperature Control
 Vinyl floor covering
 3.5-inch Driver Information Display cluster
 3 USB ports—2 located on lower instrument panel and 1 in upper lid of bench seat

EXTERIOR FEATURES

Black grille
 Black front and rear bumpers
 Quad-halogen headlamps
 17- or 18-inch steel wheels
 Black door handles
 Incandescent taillamps
 BSW All-Season tires

CAPABILITY & FUNCTIONALITY

Manual shift-on-the-fly part-time transfer case (4x4 only)
 Keyless Push-button Start
 Class IV hitch receiver
 Trailer-tow wiring with 4- and 7-pin connector
 Cruise control
 Front heavy-duty shocks with Frequency Response Damping (FRD)
 Rear heavy-duty shocks with FRD
 Rear fixed window
 Active grille shutters
 Front air dam

SAFETY & SECURITY

6 air bags,¹⁹ including driver and front-passenger, side-curtain and front-seat side-mounted
 Electronic Stability Control (ESC)²⁰
 Antilock 4-wheel disc brakes
 Sentry Key® Theft Deterrent System
 Tire Pressure Monitoring System with display
 ParkView® Rear Back-Up Camera⁸

APPEARANCE PACKAGE (EQUIPMENT GROUPS PG 44)



Chrome Appearance Group Includes chrome grille surround, chrome bumpers, chrome Ram grille badge and chrome-clad steel wheels

TRADESMAN SEAT OPTIONS



Heavy-Duty Vinyl, Diesel Gray/Black
Standard



Cloth, Black
Available

TRADESMAN SRW WHEELS



17-inch Painted Steel
Standard (2500 only) (WDA)



17-inch Matte Black-Painted
Diamond-Cut Aluminum
Included with Power Wagon® Package
(WFR)



18-inch Painted Steel
Standard on 3500
Optional on 2500 (WBN)



18-inch Chrome-Clad Steel
Included with Chrome
Appearance Group (WBH)

TRADESMAN DRW WHEELS



17-inch Painted Steel
Standard (WFO)



17-inch Chrome-Clad Steel
Included with Chrome
Appearance Group (WD4)

BIG HORN®/LONE STAR¹⁸ | SERIOUS POTENTIAL



FUNCTIONAL AND TECH-SAVVY

Intimidating looks are backed by the power that comes from the available 6.7L Cummins® High Output Turbo Diesel I6 engine with up to 1,075 lb-ft of torque. For a more custom feel, opt for the available Night Edition that boasts smoked headlamp and taillamp bezels, Black badging and grille inserts, as well as prominent 20-inch (SRW) or 17-inch (DRW) Black-painted aluminum wheels.

The interior is a mix of tech, comfort and sophistication—from multiple cloth color combinations available for bench or bucket seats, each with accented finishes, to available premium features like a power driver seat, leather-wrapped steering wheel and a 12-inch Uconnect® touchscreen display.

*BIG HORN/LONE STAR¹⁸ IN BILLET SILVER METALLIC WITH AVAILABLE NIGHT EDITION (LEFT)
AND PATRIOT BLUE PEARL (RIGHT)
BIG HORN/LONE STAR¹⁸ INTERIOR IN DIESEL GRAY/BLACK CLOTH*

BIG HORN/ LONE STAR¹⁸



STANDARD FEATURES; INCLUDES SELECT TRADESMAN[®] FEATURES PLUS:

POWERTRAIN

6.4L HEMI[®] V8 Variable Valve Timing (VVT) with Multi-Displacement System (MDS)/8-speed automatic
Optional 6.7L Cummins[®] Turbo Diesel/6-speed automatic
Optional 6.7L Cummins Turbo Diesel High Output/6-speed AISIN[®] automatic (3500 models only)

INTERIOR AMENITIES

Cloth 40/20/40 front bench seat
Cloth 60/40 split-folding rear bench seat (Mega Cab[®])
Cloth rear folding bench seat (Crew Cab)
Carpet floor covering
Manual 4-way driver and front-passenger seats
Premium vinyl door trim panel
Hydrographic metal patina finish on center stack/console and doors
Uconnect[®] 5 with 8.4-inch touchscreen display
SiriusXM[®] Radio⁶ with 6-month trial

EXTERIOR FEATURES

Chrome-surround/Black-insert grille
Chrome bumpers
18-inch chrome-clad steel wheels
Body-color door handles
Big Horn/Lone Star¹⁸ badge

CAPABILITY & FUNCTIONALITY

Electronic shift-on-demand transfer case (4x4 only)
Trailer Brake Controller

SAFETY & SECURITY

6 air bags,¹⁹ including driver and front-passenger, side-curtain and front-seat side-mounted
Electronic Stability Control (ESC)²⁰
Antilock 4-wheel disc brakes
Sentry Key[®] Theft Deterrent System
Tire Pressure Monitoring System with display
ParkView[®] Rear Back-Up Camera⁸

APPEARANCE PACKAGES (EQUIPMENT GROUPS PG 44)



Sport Appearance Package Includes body-color grille surround, body-color bumpers, and ParkSense[®] Front and Rear Park Assist.¹² Interior features Black Monotone trim and seating



Night Edition For Crew Cab and Mega Cab only. Includes body-color for the upper and lower grille surround, bumpers and door handles; Black headlamp and taillamp bezels and badging; Black-painted grille; ParkSense Front and Rear Park Assist¹²; and Black-painted aluminum wheels

BIG HORN/LONE STAR¹⁸ SEAT OPTIONS



Cloth, Black

Available with all-Black interior or Light Frost Beige and Black interior selection



Cloth, Diesel Gray/Black
Available with Diesel Gray and Black interior selection

Cloth, Light Mountain Brown/Black
Available with Light Mountain Brown and Black interior selection

BIG HORN/LONE STAR¹⁸ SRW WHEELS



18-inch Chrome-Clad Steel Standard (WBH)



18-inch Polished Aluminum Optional (WBE)



20-inch Polished Aluminum Optional (WRJ)



20-inch Black-Painted Aluminum Included with Night Edition (WF3)

BIG HORN/LONE STAR¹⁸ DRW WHEELS



17-inch Chrome-Clad Steel Standard (WD4)



17-inch Polished Aluminum Optional (WF7)



17-inch Black-Painted Aluminum with Machined Eyelets Included with Night Edition (WFQ)

POWER WAGON® | CAPABILITY DEFINED



BRING ON THE TOUGH TERRAIN

Ram 2500 Power Wagon tackles terrain with robust features like front and rear electronic locking differentials, the Ram Articulink® front suspension with disconnecting stabilizer bar, Bilstein® heavy-duty monotube shocks, front WARN® winch and so much more.

The rugged interior vibe comes from a Black and Liquid Graphite color palette, rubber floor mats and exclusive embossed seats that mimic the truck's aggressive Goodyear® All-Terrain tire-tread pattern. Graphics on the 8.4-inch Uconnect® 5 touchscreen display and gauge cluster also boast a trim-exclusive smoked appearance.

*POWER WAGON IN PATRIOT BLUE PEARL/BLACK TWO-TONE
POWER WAGON INTERIOR IN AVAILABLE BLACK LEATHER TRIM*

POWER WAGON®



STANDARD FEATURES; INCLUDES SELECT BIG HORN®/LONE STAR¹⁸ FEATURES PLUS:

POWERTRAIN

6.4L HEMI® V8 Variable Valve Timing (VVT) with Multi-Displacement System (MDS)/8-speed automatic

INTERIOR AMENITIES

Unique Black interior trim with Diesel Gray accents
Vinyl/cloth 40/20/40 bench seats with tire-tread pattern
60/40 split-folding rear bench seat
Front and rear rubber floor mats
Power driver seat (with 2-way power lumbar adjust)
7-inch Driver Information Display Power Wagon color cluster
115-volt outlet
SiriusXM® Radio⁶ with 6-month trial
Uconnect® 5 with 8.4-inch touchscreen display

EXTERIOR FEATURES

Black-surround unique grille
Powder-coated bumpers
LED headlamps and taillamps with Black bezels
LED fog lamps
Black door handles
Unique Black wheel flares

17-inch unique aluminum wheels
OWL On-/Off-Road tires
Unique Ram scripted tailgate with damped opening assist

CAPABILITY & FUNCTIONALITY

Manual shift-on-the-fly part-time transfer case
Bilstein® off-road shocks
Tow hooks
Fuel tank skid plate
Ram Articulink® front suspension
Electronic disconnecting front sway bar
Transfer case skid plate
Front suspension skid plate
Electronic locking front and rear axles
Raised ride height
Rear power-sliding window
12,000-lb WARN® winch

SAFETY & SECURITY

Hill Descent Control
ParkSense® Front and Rear Park Assist¹²

APPEARANCE PACKAGE (EQUIPMENT GROUPS PG 44)



Power Wagon Level 3 Group Includes premium overhead console, 2nd-row in-floor storage, luxury door trim panels, premium leather-trimmed front bucket seats with full-length floor center console, premium leather-trimmed rear bench seats, electronic-shifting transfer case, body-color door handles, security alarm,²¹ Remote Start System,²² power tow mirrors with spotter function, sun visors with illuminated vanity, Keyless Enter 'n Go,TM Dual-Zone Automatic Temperature Control, front and rear floor mats, Universal Garage Door Opener, special instrument-panel Power Wagon emblem, driver door foam bottle insert, rain-sensitive windshield wipers, remote tailgate release function, aluminum litho instrument-panel trim bezels, LED interior lighting, Auto High-Beam Headlamp Control, vertical insert Power Wagon grille, 17-speaker premium audio system and Uconnect 5 NAV with 12-inch touchscreen display

POWER WAGON SEAT OPTIONS



Vinyl/Cloth, Black/Diesel Gray
Standard



Leather-Trimmed, Black
Available



Premium Leather-Trimmed, Black
Included with Power Wagon Level 3 Group

POWER WAGON WHEELS



17-inch Matte Black-Painted
Diamond-Cut Aluminum
Standard (WFR)



17-inch Black-Painted Aluminum
Optional (WFW)



17-inch Beadlock-Capable Aluminum
Included with Power Wagon
Off-Road Package (WF4)

LARAMIE® | TEEMING WITH SOPHISTICATION



A LUXURIOUS INTERIOR

Laramie is as refined as it is capable. Styling cues start with a chrome-accented grille, LED reflector headlamps, pushed-to-the-corner LED fog lamps, tailgate with damped opening assist and big trailer-tow mirrors.

Inside, you'll find leather-trimmed, suede-accented seats, a six-gauge color reconfigurable cluster, leather-wrapped steering wheel, wood-trim accents and premium overhead console for starters. Opt between a standard front bench or available front bucket seats, and available reclining rear seats²³ (on Mega Cab®).

LARAMIE IN DIAMOND BLACK CRYSTAL PEARL
LARAMIE INTERIOR IN BLACK LEATHER TRIM

LARAMIE®



STANDARD FEATURES; INCLUDES SELECT BIG HORN®/LONE STAR¹⁸ FEATURES PLUS:

POWERTRAIN

6.4L HEMI® V8 Variable Valve Timing (VVT) with Multi-Displacement System (MDS)/8-speed automatic
 Optional 6.7L Cummins® Turbo Diesel/6-speed automatic
 Optional 6.7L Cummins Turbo Diesel High Output/6-speed AISIN® automatic (3500 models only)

INTERIOR AMENITIES

Leather-trimmed 40/20/40 bench seat
 Power seats (with 2-way power lumbar adjust)
 Heated front seats
 Leather-wrapped steering wheel with heat
 60/40 split-folding rear bench seat
 7-inch Driver Information Display color cluster
 10-speaker premium audio system with subwoofer
 SiriusXM® Radio⁶ with 6-month trial
 Uconnect® 5 with 8.4-inch touchscreen display
 5 USB ports, 2 power outlets
 Universal Garage Door Opener
 Dual-Zone Automatic Temperature Control
 LED ambient interior lighting
 Rear power-sliding window

EXTERIOR FEATURES

Chrome-surround/chrome billet grille
 Chrome front and rear bumpers
 Body-color door handles with chrome inserts
 Body-color wheel flares
 LED headlamps and taillamps with chrome bezel
 LED fog lamps
 Damped tailgate with remote release
 Cast aluminum wheels
 BSW All-Season tires
 Laramie badge
 Chrome mirror caps

SAFETY & SECURITY

Security alarm²¹
 Remote proximity Passive Entry/Keyless Push-button Start
 ParkSense® Front and Rear Park Assist¹²
 Remote Start System²²

APPEARANCE PACKAGES (EQUIPMENT GROUPS PG 44)



Sport Appearance Package Includes Monotone paint, body-color door handles, body-color bumpers, and upper and lower appliques painted in body-color. Interior features include Black Monotone trim with Black headliner and seating



Night Edition Includes body-color upper and lower grille surround, bumpers and door handles; Black headlamp and taillamp bezels and badging; Black-painted billet grille; and Black-painted aluminum wheels

LARAMIE SEAT OPTIONS



Leather-Trimmed, Black
 Available



Leather-Trimmed, Light Frost Beige/Mountain Brown
 Available

LARAMIE SRW WHEELS



18-inch Polished Aluminum
 Standard (WBL)



20-inch Polished Aluminum
 Optional (WRJ)



20-inch Black-Painted Aluminum
 Included with Night Edition (WF3)

LARAMIE DRW WHEELS



17-inch Polished Aluminum
 Standard (WF7)



17-inch Black-Painted Aluminum
 with Machined Eyelets
 Included with Night Edition (WFQ)

LIMITED LONGHORN™ | SOUTHWEST STYLE



BUILT TO ROAM

Regardless of which configuration you choose, Limited Longhorn is ready for any destination on the map. The exterior features a uniquely designed grille, available Two-Tone Paint, and premium LED headlamps and taillamps, all riding on stylish aluminum wheels.

A handcrafted dashboard and burned-in Limited Longhorn branding mark on the real-wood-accented upper glove box give this trim individual craftsmanship and style. Complete comfort is found in the full-leather seating. The premium six-gauge cluster, 7-inch Driver Information Display and five USB ports give it a tech feel. Your travel items won't be in the way when they're housed in the sliding storage console.

*LIMITED LONGHORN IN PEARL WHITE/RV MATCH WALNUT BROWN METALLIC TWO-TONE
LIMITED LONGHORN INTERIOR IN CATTLE TAN/BLACK PREMIUM LEATHER TRIM*

LIMITED LONGHORN™



STANDARD FEATURES; INCLUDES SELECT LARAMIE® FEATURES PLUS:

POWERTRAIN

6.4L HEMI® V8 Variable Valve Timing (VVT) with Multi-Displacement System (MDS)/8-speed automatic
 Optional 6.7L Cummins® Turbo Diesel/6-speed automatic
 Optional 6.7L Cummins Turbo Diesel High Output/6-speed AISIN® automatic (3500 models only)

INTERIOR AMENITIES

Limited Longhorn specific premium leather trim and wood interior treatment
 Premium leather bucket front seats with full-length center console
 60/40 split-folding rear bench seat with fold-down armrest
 Heated front and rear outboard seats
 Ventilated front seats
 Leather-wrapped/real-wood steering wheel
 7-inch Driver Information Display with Limited Longhorn color cluster
 Uconnect® 5 NAV with 8.4-inch touchscreen display
 Premium rubber slush mats with removable carpet inserts

EXTERIOR FEATURES

Unique bright surround/Limited Longhorn specific grille
 Premium LED headlamps
 LED taillamps
 LED fog lamps
 Aluminum wheels
 BSW All-Season tires
 Tow hooks
 Chrome side steps
 Chrome window moldings
 Limited Longhorn badge

CAPABILITY & FUNCTIONALITY

Power-release tailgate
 Spray-in bedliner

SAFETY & SECURITY

Rain-sensitive windshield wipers
 Directional headlamps (Adaptive Forward Lighting System)
 Auto High-Beam Headlamp Control

APPEARANCE PACKAGES (EQUIPMENT GROUPS PG 44)



Body-Color Bumper Group

Includes Monotone paint with body-color bumpers



2-Tone Paint

Includes RV Match Walnut Brown Metallic paint for the lower body, front and rear bumpers, wheel flares, running boards and wheel inserts

LIMITED LONGHORN SEAT OPTIONS



Premium Leather with Laser Etching, Light Mountain Brown/Mountain Brown
 Standard



Premium Leather, Cattle Tan/Black
 Available

Premium Leather, Light Mountain Brown/Mountain Brown
 Available

LIMITED LONGHORN SRW WHEELS



18-inch Polished Aluminum with Granite Paint
 Standard (WBA)



18-inch Polished Aluminum with Brown Paint
 Included with 2-Tone Paint (WBJ)



20-inch Polished Aluminum with Granite-Painted Pockets
 Optional with Monotone Paint (WRA)



20-inch Polished Aluminum with Brown-Painted Pockets
 Optional with 2-Tone Paint (WRP)

LIMITED LONGHORN DRW WHEEL



17-inch Polished Aluminum
 Standard (WF7)

LIMITED | THE PINNACLE OF REFINEMENT



CURATED FOR STYLE AND COMFORT

In SRW or DRW configurations, Ram Limited boasts a corrugated mesh grille, striking chrome accents and power running boards. The powerful stance is flanked by 20-inch (SRW) or 17-inch (DRW) wheels.

The Limited interior showcases extensive use of genuine wood as well as metal and leather. Standard features include a reconfigurable center console, a 12-inch touchscreen media center with split-screen capability, a 7-inch reconfigurable electronic cluster, heated/ventilated front and heated rear outboard seats, and many more convenient features like a rear-seat fold-down center console.

*LIMITED IN GRANITE CRYSTAL METALLIC
LIMITED INTERIOR IN LIGHT FROST BEIGE/INDIGO PREMIUM LEATHER TRIM*

LIMITED



STANDARD FEATURES; INCLUDES SELECT LIMITED LONGHORN™ FEATURES PLUS:

POWERTRAIN

6.4L HEMI® V8 Variable Valve Timing (VVT) with Multi-Displacement System (MDS)/8-speed automatic
Optional 6.7L Cummins® Turbo Diesel/6-speed automatic
Optional 6.7L Cummins Turbo Diesel High Output/6-speed AISIN® automatic (3500 models only)

INTERIOR AMENITIES

Limited-specific premium leather trim and wood interior treatment
Premium leather bucket front seats with full-length center console
60/40 split-folding rear bench seat with fold-down armrest
7-inch Driver Information Display Limited color cluster
Leather-wrapped/real-wood steering wheel
Uconnect® 5 NAV with 12-inch touchscreen display
Premium rubber slush mats with removable carpet inserts

EXTERIOR FEATURES

Unique Limited-specific grille
Cast aluminum wheels
Power running boards
Limited badge
Chrome bodyside molding
Chrome tow hooks

SAFETY & SECURITY

Blind Spot Monitoring (BSM)⁷ with Rear Cross-Path Detection⁸

APPEARANCE PACKAGES (EQUIPMENT GROUPS PG 44)



Body-Color Bumper Group Includes Monotone paint with body-color bumpers



Night Edition Includes body-color door handles, Black tow hooks, Black mirrors, Black badges, Black headlamp and taillamp bezels, body-color grille surround, body-color bumpers, Black grille inserts and Black-painted aluminum wheels

LIMITED SEAT OPTIONS



Premium Leather, Black
Available



Premium Leather, Light Frost Beige/Indigo
Available

LIMITED SRW WHEELS



20-inch Polished and Clear-Coated Aluminum with Chrome Inserts Standard (WH3)



20-inch Black-Painted Aluminum Included with Night Edition (WRW)

LIMITED DRW WHEELS



17-inch Polished Aluminum Standard (WF7)



17-inch Black-Painted Aluminum with Machined Eyelets Included with Night Edition (WFQ)



Ram 2500 Big Horn® shown with Sport Appearance Package in Flame Red features RamBar, Off-Road 5-inch LED Light Kit, Light Mounting Brackets, Mopar® Unique Wheel Flares and Black Tubular Side Steps




AUTHENTIC RAM TRUCK ACCESSORIES

There is only one official service, parts and customer care provider for the Ram Brand—and it's Mopar. Our parts and accessories are original equipment, engineered exclusively by the same people who designed your Ram Heavy Duty pickup. Mopar parts can ensure the proper fit, finish and functionality, which means you can customize your truck with complete confidence.

Mopar is also more than parts and accessories. Whether you're in business or you employ your Ram Heavy Duty for serious recreational use, we're here to help you properly maintain and care for your vehicle. Our certified technicians are trained to know your vehicle best, and our Mopar Express Lane service departments are set up to get you in, out and back on the road. From parts and accessories to expert service and more, always be sure to choose Mopar.

Learn more at mopar.com



- A.** All-Weather Floor Mats
- B.** Stainless Steel Tubular Side Steps
- C.** Hard Folding Tonneau Cover
- D.** Heavy-Duty Rubber Splash Guards
- E.** Chrome Exhaust Tip
- F.** Black Exhaust Tip
- G.** Cat-Back Exhaust System
- H.** Trailer Camera Wiring Prep Kit
- I.** Trailer Camera Side Kit
- J.** Bed Step

RAM 2500/3500 EXTERIOR COLORS



Bright White



Pearl White



Billet Silver Metallic



Granite Crystal Metallic



Diamond Black Crystal Pearl



Patriot Blue Pearl



Hydro Blue Pearl



Flame Red



Delmonico Red Pearl



Olive Green Pearl



Power Wagon® shown in Billet Silver Metallic with Diamond Black Crystal Pearl lower



Limited Longhorn™ shown in Pearl White with RV Match Walnut Brown Metallic lower





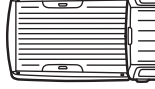




PAINT COLORS AND TWO-TONE OPTIONS

To see examples of all possible paint combinations, visit ram.com

	Tradesman®	Big Horn®/Lone Star®	Power Wagon	Laramie®	Limited Longhorn	Limited
DELMONICO RED PEARL	•	•	■	•	•	•
FLAME RED	•	•	■	•	•	N/A
OLIVE GREEN PEARL	N/A	N/A	■	N/A	N/A	N/A
HYDRO BLUE PEARL	N/A	N/A	■	N/A	N/A	N/A
PATRIOT BLUE PEARL	•	•	■	•	•	•
BILLET SILVER METALLIC	•	•	■	•	•	•
GRANITE CRYSTAL METALLIC	•	•	■	•	•	•
DIAMOND BLACK CRYSTAL PEARL	•	•	•	•	•	•
BRIGHT WHITE	•	•	■	•	•	•
PEARL WHITE	N/A	N/A	N/A	•	•	•

• = Available Monotone Color ■ = Black Lower •+ = RV Match Walnut Brown Metallic Lower N/A = Not Available

CONFIGURATIONS

	Cabs			Boxes		Boxes, 3500 DRW Only		Seating	
									
	Regular Cab	Crew Cab	Mega Cab®	SRW: 6' 4" Box	SRW: 8' Box	DRW: 6' 4" Box	DRW: 8' Box	40/20/40 Bench	Bucket Seats
2500/3500 TRADESMAN	•	•	N/A	Available with Crew Cab	Available with Regular Cab or Crew Cab	N/A	Available with Regular Cab or Crew Cab	S	N/A
2500/3500 BIG HORN/LONE STAR®	•	•	•	Available with Crew Cab or Mega Cab	Available with Regular Cab or Crew Cab	Available with Mega Cab	Available with Regular Cab or Crew Cab	S	•
2500 POWER WAGON	N/A	S	N/A	S	N/A	N/A	N/A	S	•
2500/3500 LARAMIE	N/A	•	•	Available with Crew Cab or Mega Cab	Available with Crew Cab	Available with Mega Cab	Available with Crew Cab	S	•
2500/3500 LIMITED LONGHORN	N/A	•	•	Available with Crew Cab or Mega Cab	Available with Crew Cab	Available with Mega Cab	Available with Crew Cab	N/A	S
2500/3500 LIMITED	N/A	•	•	Available with Crew Cab or Mega Cab	Available with Crew Cab	Available with Mega Cab	Available with Crew Cab	N/A	S

• = Available Configuration N/A = Not Available S = Standard Configuration SRW = Single Rear Wheel DRW = Dual Rear Wheel

RAM 2500/3500 DIMENSIONS

RAM 2500/3500 INTERIOR DIMENSIONS

All dimensions are in inches unless otherwise noted.	REGULAR CAB	CREW CAB	MEGA CAB®
HEAD ROOM, FRONT/REAR	39.8	40.9/39.8	40.9/40.3
LEG ROOM, FRONT/REAR	40.9	40.9/40.2	40.9/43.1
SHOULDER ROOM, FRONT/REAR	65.9	65.9/65.6	65.9/65.6
HIP ROOM, FRONT/REAR	62.9	62.9/62.7	62.9/62.8
BEHIND SECOND ROW (CU FT)	N/A	N/A	12.1
TOTAL INTERIOR VOLUME (CU FT)	62.5	124.6	142.0

RAM 2500 EXTERIOR DIMENSIONS

All specs are for base models only; in inches unless otherwise noted.	REGULAR CAB		CREW CAB		MEGA CAB (4x4 only)
	8' BOX	6' 4" BOX	8' BOX	6' 4" BOX	
OVERALL BODY WIDTH	83.5	83.5	83.5	83.5	
OVERALL HEIGHT (4x2/4x4)	78.0/80.2	78.2/80.2	78.1/80.1	80.1	
OVERALL LENGTH	232.0	238.8	260.8	249.9	
TRACK – FRONT	68.7	68.7	68.7	68.7	
TRACK – REAR	68.1	68.1	68.1	68.1	
WHEELBASE	140.2	149.1	169.0	160.4	
BOX HEIGHT	20.2	20.1	20.2	20.1	
BOX LENGTH	98.3	76.3	98.3	76.3	
BOX WIDTH, WALL TO WALL	66.4	66.4	66.4	66.4	
BOX WIDTH, BETWEEN WHEEL HOUSINGS	51.0	51.0	51.0	51.0	

RAM 3500 EXTERIOR DIMENSIONS

All specs are for base models only; in inches unless otherwise noted.	REGULAR CAB		CREW CAB			MEGA CAB (4x4 only)	
	8' BOX	8' BOX DRW	6' 4" BOX	8' BOX	8' BOX DRW	6' 4" BOX	6' 4" BOX DRW
OVERALL WIDTH	83.5	96.5	83.5	83.5	96.5	83.5	96.5
OVERALL HEIGHT (4x2/4x4)	78.3/80.4	77.8/79.5	78.3/80.3	78.4/79.8	77.1/79.3	79.9	78.9
OVERALL LENGTH	232.0	232.0	238.8	260.8	260.8	249.9	250.0
TRACK – FRONT	67.7	67.7	67.7	67.7	67.7	67.7	67.7
TRACK – REAR	67.1	75.9	67.1	67.1	75.9	67.1	75.9
WHEELBASE	140.2	140.2	149.0	169.3	169.0	160.0	160.0
BOX HEIGHT	20.2	20.2	20.1	20.2	20.2	20.1	20.1
BOX LENGTH	98.3	98.3	76.3	98.3	98.3	76.3	76.3
BOX WIDTH, WALL TO WALL	66.4	66.4	66.4	66.4	66.4	66.4	66.4
BOX WIDTH, BETWEEN WHEEL HOUSINGS	51.0	51.0	51.0	51.0	51.0	51.0	51.0

DRW = Dual Rear Wheel.

RAM 2500/3500 PAYLOAD CAPACITY

2500 PAYLOAD SPECIFICATIONS⁴

Maximum payload capacities		REGULAR CAB		CREW CAB				MEGA CAB [®]
		8' BOX		6' 4" BOX		8' BOX		6' 4" BOX
POWERTRAIN	GVWR ²⁴	4x2	4x4	4x2	4x4	4x2	4x4	4x4
6.4L HEMI [®] V8/8HP75 8-SPEED	8,565				1,630			
	9,900	3,910	3,580	3,560	3,250	3,420	3,080	2,840
	10,000	4,010	3,690	3,660	3,360	3,530	3,170	2,940
6.7L CUMMINS [®] TURBO DIESEL I6/68RFE 6-SPEED	9,900	3,050	2,710	2,680	2,410	2,520	2,200	1,940
	10,000	3,150	2,810	2,770	2,490	2,630	2,300	2,040

3500 PAYLOAD SPECIFICATIONS⁴

Maximum payload capacities		REGULAR CAB				CREW CAB						MEGA CAB	
		8' BOX		8' BOX DRW		6' 4" BOX		8' BOX		8' BOX DRW		6' 4" BOX	6' 4" BOX DRW
POWERTRAIN	GVWR ²⁴	4x2	4x4	4x2	4x4	4x2	4x4	4x2	4x4	4x2	4x4	4x4	4x4
6.4L HEMI V8/8HP75 8-SPEED	10,700	4,640				4,280							
	11,000		4,590				4,250						
	11,100							4,510					
	11,400								4,450			4,340	
	14,000			7,680	7,230					7,050	6,700		6,630
6.7L CUMMINS TURBO DIESEL I6/68RFE 6-SPEED	11,500	4,610				4,180							
	11,800		4,510				4,190						
	12,000							4,540					
	12,300								4,490			4,290	
	13,500			6,330	5,890					5,680	5,350		5,160
	14,000			6,830	6,400					6,180	5,850		5,660
6.7L CUMMINS HIGH OUTPUT TURBO DIESEL I6/AISIN [®] 6-SPEED	11,500	4,490				4,080							
	11,800		4,370				4,010						
	12,000							4,440					
	12,300								4,330			4,130	
	13,500			6,060	5,620					5,430	5,080		4,940
	14,000			6,560	6,120					5,930	5,580		5,440

Notes regarding the charts above: DRW = Dual Rear Wheel. Weights given in lb. Numbers in **black boxes** reflect the maximum of that class. Weights are estimated values rounded to the nearest 10 lb. Payload = GVWR - Base Weight. Payload and Trailer Weight Rating are mutually exclusive. GAWRs, GVWRs and GCWRs should never be exceeded. 3500 Regular Cab, 4x2, 6.4L V8 with 4.10 axle ratio, GVWR of 13,800 lb applies to Tradesman[®] Package only. For all other price classes for this configuration (Regular Cab, 4x2, 6.4L V8 with 4.10 axle ratio), GVWR is 13,700 lb.

RAM 2500/3500 TOWING CAPACITY

2500 TOWING SPECIFICATIONS⁴ – SAE J2807 STANDARD COMPLIANT

Maximum towing capacities			REGULAR CAB		CREW CAB				MEGA CAB [®]
			8' BOX		6' 4" BOX		8' BOX		6' 4" BOX
POWERTRAIN	AXLE RATIO	GCWR ²⁴	4x2	4x4	4x2	4x4	4x2	4x4	4x4
6.4L HEMI [®] V8/ 8HP75 8-SPEED	3.73	22,000	15,540	15,220	15,190	14,890	15,060	14,700	14,470
	4.10	18,000				10,590			
	4.10	24,200	17,740	17,420	17,390	17,090	17,260	16,900	16,660
6.7L CUMMINS [®] TURBO DIESEL I6/68RFE 6-SPEED	3.73	27,320	19,990						
	3.73	27,650		19,980					
	3.73	27,700			20,000				
	3.73	27,980				19,990			
	3.73	27,840					20,000		
	3.73	26,400						18,230	
	3.73	24,240							15,620

3500 TOWING SPECIFICATIONS⁴ – SAE J2807 STANDARD COMPLIANT

Maximum towing capacities			REGULAR CAB				CREW CAB				MEGA CAB			
			8' BOX		8' BOX DRW		6' 4" BOX		8' BOX		8' BOX DRW		6' 4" BOX	6' 4" BOX DRW
POWERTRAIN	AXLE RATIO	GCWR ²⁴	4x2	4x4	4x2	4x4	4x2	4x4	4x2	4x4	4x2	4x4	4x4	4x4
6.4L HEMI V8/ 8HP75 8-SPEED	3.73	22,000	15,470	15,120			15,110	14,780	14,940	14,580			14,470	
	3.73	22,600			15,810	15,360					15,180	14,830		14,760
	4.10	24,200	17,670	17,320			17,310	16,980	17,140	16,780			16,670	
	4.10	25,000			18,210	17,760					17,580	17,230		17,160
6.7L CUMMINS TURBO DIESEL I6/68RFE 6-SPEED	3.73	28,300	20,940	20,540	20,660	20,230	20,510	20,220	20,370	20,020	20,010	19,680	19,820	19,490
	4.10	30,300			22,660	22,230					22,010	21,680		21,490
6.7L CUMMINS HIGH OUTPUT TURBO DIESEL I6/ AISIN [®] 6-SPEED	3.73	32,240					24,100							
	3.73	32,580						23,600						
	3.73	32,710											24,070	
	3.73	33,610								25,120				
	3.73	33,670							25,560					
	3.73	34,540		25,970										
	3.73	34,630	26,780											
	3.73	41,600			33,690	33,250					33,060	32,710		32,570
	4.10	41,955												32,930
	4.10	43,000				34,650					34,460	34,070		
4.10	45,000				37,090									

Notes regarding the charts above: DRW = Dual Rear Wheel. Weights given in lb. Numbers in **Black boxes** reflect the maximum of that class. Payload and Max Trailer Weights are ESTIMATED values and rounded to the nearest 10 lb. Payload = GVWR - Base Weight. Payload and Trailer Weight Rating are mutually exclusive. GAWRs, GVWRs and GCWRs should never be exceeded. Trailer Weight Rating and Tow Vehicle Trailing Weight are calculated as specified in SAE J2807. Passenger Weight = 300 lb. Options Weight = 100 lb. Trailing Equipment Weight: 75 lb for gooseneck and 250 lb for fifth wheel. Tongue weight: 10 percent of the gross trailer weight for conventional hitch, 15 percent of the gross trailer weight for a fifth-wheel or gooseneck hitch. Payload and GAWR should never be exceeded and must account for all of the above weights, including the appropriate trailering equipment and tongue weight. Box-Off Body Completion Weight = 80 lb per foot from end of cab to end of frame. The maximum tongue weight for Class V (hitch receiver) is limited to 1,800 lb. A fifth-wheel or gooseneck hitch is required for trailers over 18,000 lb. The 13,800-lb GVWR stated for Regular Cab, 4x2, 6.4L V8 with 4.10 axle ratio applies to Tradesman[®] and ST Packages only. For all other configurations (Regular Cab, 4x2, 6.4L V8 with 4.10 axle ratio), the GVWR is 13,700 lb.

RAM 2500/3500 BUYER'S GUIDE

	Sales Code	Tradesman®	Big Horn®/Lone Star®	Power Wagon®	Laramie®	Limited Longhorn™	Limited
		2TA	2TZ/ 2TY	2TP	2TH	2TK	2TM
CONFIGURATIONS							
Body Model – Regular Cab 8' Box – 140.2-inch wheelbase	-62	•	•	-	-	-	-
– Crew Cab 6' 4" Box – 149.1-inch wheelbase (SRW only)	-91	0	0	•	•	•	•
– Crew Cab 8' Box – 169.1-inch wheelbase	-92	0	0	-	0	0	0
– Mega Cab® 6' 4" Box – 160.2-inch wheelbase (4x4 only)	-81	-	0	-	0	0	0
Drive – 4x2	(2500/3500)	•	•	-	•	•	•
– 4x4	(2500/3500)	0	0	•	0	0	0
POWERTRAINS							
Engine/Transmission/Axle							
6.4L HEMI® V8 Gas Engine/8-Speed Automatic (8HP75)	ESB/DFX	•	•	•	•	•	•
– 11.5-inch rear axle/3.73 ratio (2500/3500 SRW; standard with DFX+AR9)	DRQ/DME	•	•	-	•	•	•
– 11.5-inch rear axle/4.10 ratio (2500/3500 SRW; optional if DFX+AR9; requires DSA)	DRQ/DMF	0	0	•	0	0	0
– 11.5-inch rear axle/3.73 ratio (3500 DRW; included with DFX+WLA)	DRX/DME	P	P	-	P	P	P
– 11.5-inch rear axle/4.10 ratio (3500 DRW; optional if DFX+WLA)	DRX/DMF	0	0	-	0	0	0
6.7L Cummins® I6 Diesel Engine/6-Speed Automatic (68RFE) – Standard output	ETL/DG7	0	0	-	0	0	0
– 11.5-inch rear axle/3.73 ratio (2500/3500 SRW; standard with DG7+AR9)	DRQ/DME	•	•	-	•	•	•
– 11.5-inch rear axle/3.73 ratio (3500 DRW; included with DG7+WLA)	DRX/DME	P	P	-	P	P	P
– 11.5-inch rear axle/4.10 ratio (3500 DRW; optional if DG7+WLA)	DRX/DMF	0	0	-	0	0	0
6.7L Cummins I6 Diesel Engine/6-Speed Heavy-Duty Automatic (AISIN® AS69RC) – High Output (3500 only; included with Max Tow Package (AJL))	ETM/DF2	0/P	0/P	-	0/P	0/P	0/P
– 12-inch rear axle/3.73 ratio (3500 SRW only; included with DF2+AR9)	DR7/DME	P	P	-	P	P	P
– 12-inch rear axle/3.73 ratio (3500 DRW only; included with DF2+WLA)	DRC/DME	P	P	-	P	P	P
– 12-inch rear axle/4.10 ratio (3500 DRW only; optional if DF2+WLA)	DRC/DMF	0/P	0/P	-	0/P	0/P	0/P
MECHANICAL FEATURES							
Alternators – Single 180-amp (gas engine: standard; diesel engines: standard on 2TA, 2TZ, 2TY and 2TP only; not available on 2TH, 2TK or 2TM)	BAD	•	•	•	•	•	•
– Single 220-amp (gas engine: optional; diesel engines: optional on 2TA, 2TZ and 2TY only; standard on 2TH, 2TK and 2TM; all engines: included with Snow Chief (AD2) and Snow Plow Prep (AHD) Groups)	BAJ	0/P	0/P	-	•/0/P	•/0/P	•/0/P
– Dual: 160 + 220-amp = 380-amp (gas engine only)	XF5	0	0	0	0	0	0
– Dual: 2x220-amp = 440-amp (diesel engines only)	XF7	0	0	-	0	0	0
Brakes – Power-assisted 4-wheel antilock	BRT	•	•	•	•	•	•
– Electronic Stability Control ²⁰	BNB	•	•	•	•	•	•
– Brake Assist	BGE	•	•	•	•	•	•
– Electronic Roll Mitigation	BNS	•	•	•	•	•	•
– Hill Start Assist	BNG	•	•	•	•	•	•
– Traction Control	BNM	•	•	•	•	•	•
– Trailer Sway Damping ²⁵	BNT	•	•	•	•	•	•
– Ready Alert Braking	BHD	•	•	•	•	•	•
– Mechanical park brake	-	•	•	•	•	•	•
– Diesel exhaust brake (included with diesel engines)	NEN	P	P	-	P	P	P
Differential, Open – Front (standard on 4x4 only; not available with DSE)	DS7	•	•	•	•	•	•
Differential – Open (2500: standard; not available with 4.10 axle ratio; 3500: not available)	DS8	•	•	-	•	•	•
– Antispin rear (2500: optional; required if 4.10 axle and gas engine; 3500: standard)	DSA	0/•	0/•	-	0/•	0/•	0/•
– Electronically locking, front and rear (included with Power Wagon Package)	DSE	P	-	•	-	-	-
Engine Thermal Management – Engine cooling, heavy-duty (standard with Cummins engines)	NMC	P	P	P	P	P	P
– Active grille shutters	MDX	•	•	•	•	•	•
– Front grille cover (included with Cold Weather Group)	XD6	P	P	-	P	P	P
– Engine block heater (included with Cold Weather Group on diesel engines)	NHK	0/P	0/P	0	0/P	0/P	0/P
– Supplemental cabin heater (included with diesel engines)	HDB	P	P	-	P	P	P
Fuel Tank – 28-gallon (standard on Regular Cab with diesel engines)	NGC	P	P	-	-	-	-
– 31-gallon (standard on Crew Cab and Mega Cab with 6' 4" box)	NFT	•	•	•	•	•	•
– 32-gallon (standard on Regular Cab and Crew Cab with 8' box)	NFX	•	•	-	•	•	•
– 50-gallon (optional on Crew Cab with 8' box)	NFC	0	0	-	0	0	0
Shocks – Front, heavy-duty – Magneti Marelli™ with KONI® Frequency Selective Damping (FSD) valving	SFB	•	•	-	•	•	•
– Rear, heavy-duty – Magneti Marelli with KONI FSD valving	SGB	•	•	-	•	•	•
– Front, performance-tuned – Bilstein® (included with Off-Road Group and Power Wagon Package on Tradesman)	SFC	P	P	•	P	P	P

	Sales Code	Tradesman	Big Horn/Lone Star®	Power Wagon	Laramie	Limited Longhorn	Limited
		2TA	2TZ/ 2TY	2TP	2TH	2TK	2TM
MECHANICAL FEATURES (continued)							
– Rear, performance-tuned – Bilstein (included with Off-Road Group and Power Wagon Package on Tradesman)	SGC	P	P	•	P	P	P
Skid Plates (4x4) – Transfer case (included with Protection and Snow Chief Groups)	XEF	P	P	•	P	P	P
– Fuel tank (included with Power Wagon Package)	XEE	P	-	•	-	-	-
Start Control – Keyless Push-button Start	GX4	•	•	•	•	•	•
Steering – Power, recirculating ball	SBE	•	•	•	•	•	•
Suspension – 3-link front	-	•	•	•	•	•	•
– Rear link with coil springs (2500 only)	-	•	•	•	•	•	•
– Rear Hotchkis leaf-spring (3500 only)	-	•	•	-	•	•	•
– Suspension, Ram Articulink® (included with Power Wagon Package)	SD1	P	-	•	-	-	-
– Stabilizer bar, front, standard	SHA	•	•	-	•	•	•
– Stabilizer bar, front, electronic disconnecting (included with Power Wagon Package)	SHG	P	-	•	-	-	-
– Auto-Level Rear Air Suspension (not available with 3500 gas Regular Cab SRW 4x4 or 2500 gas Regular Cab; not available with Off-Road Group; included with Max Tow Package)	SEB	0/P	0/P	-	0/P	0/P	0/P
Tow Hooks – Black – 2500 (4x2: free-standing option; 4x4: included with Protection Group, Off-Road Group and Power Wagon Package and are included with diesel engines)	XEA	0/P	0/P	•	0/P	•	-
– Black – 3500 (Tradesman: optional on 4x2 Regular Cab)	XEA	0/•	•	-	•	•	-
– Chrome (included with Chrome Appearance Group on Laramie)	XHQ	-	-	-	P	0	•
Trailer Tow – 4-pin trailer harness plug, rear bumper (combination receptacle with 7-pin)	XFU	•	•	•	•	•	•
– 7-pin trailer harness plug, rear bumper (combination receptacle with 4-pin)	XFK	•	•	•	•	•	•
– Class V hitch receiver (20K 2500/23K 3500)	XFR	•	•	•	•	•	•
– Mopar® Fifth-Wheel Hitch, 20K lb (requires Fifth-Wheel/Gooseneck Prep Group)	XML	0	0	-	0	0	0
– Mopar Fifth-Wheel Hitch, 30K lb (3500 only; requires Fifth-Wheel/Gooseneck Prep Group; included with Max Tow Package)	XNH	0/P	0/P	-	0/P	0/P	0/P
Transfer Cases (4x4 only) – Manual shift-on-the-fly	DK1	•	-	•	-	-	-
– Electronic shift-on-the-fly (included with X3 Group)	DK3	0	•	P	•	•	•
Upfitter Module – Upfitter Electronic Monitoring Module (VSIM)	XXS	0	0	0	0	0	0
Winch – WARN® front electric, 12,000-lb capacity (included with Power Wagon Package)	XE5	P	-	•	-	-	-
EXTERIOR FEATURES							
Bed Step, Rear, Deployable – Mopar (included with Bed Utility Group)	MDN	P	P	P	P	0	0
Bedliner – Spray-in (included with Bed Utility Group)	XMF	0/P	0/P	0/P	0/P	•	•
– Spray-in Delete	XM9	-	-	-	-	0	0
Bumpers – Painted Tradesman Black, front	MB1	•	-	-	-	-	-
– Painted Tradesman Black, rear	MBN	•	-	-	-	-	-
– Chrome, front (included with Chrome Appearance Group on Tradesman)	MCT	P	•	-	•	•	•
– Chrome, rear (included with Chrome Appearance Group on Tradesman)	MBF	P	•	-	•	•	•
– Painted lower accent-color, front (included with 2-Tone Paint)	MBU	-	-	-	-	P	-
– Painted lower accent-color, rear (included with 2-Tone Paint)	MBV	-	-	-	-	P	-
– Painted body-color, front (included with Night Edition, Sport Appearance Package and Body-Color Bumper Group)	MBA	-	P	-	P	-	P
– Painted body-color, rear (included with Night Edition, Sport Appearance Package and Body-Color Bumper Group)	MBC	-	P	-	P	-	P
– Powder-coated Black, front (Power Wagon only)	MCS	-	-	•	-	-	-
– Powder-coated Black, rear (Power Wagon only)	MB5	-	-	•	-	-	-
CHMSL – Lamp (incandescent) with cargo box illumination	LPE	•	•	•	•	•	•
– LED with camera	LPD	-	0/P	0/P	0/P	0/P	0/P
Clearance Lamps, LED – Cab-mounted (optional on 2500 and 3500 SRW; included with 3500 DRW and Snow Chief Group)	LNC	0/P	0/P	•	0/P	0/P	0/P
– Box- and rear-fender-mounted (included with 3500 DRW)	LND	P	P	-	P	P	P
– LED hitch lamp in tailgate handle	LNK	•	•	•	•	•	•
Fog Lamps – Halogen with cornering feature (included with Power Wagon Package, ParkSense® Rear Park Assist ¹² and H1 Group)	LNJ	P	0/P	-	-	-	-
– LED with cornering feature (included with Premium Lighting Group and Tech Package)	LNV	-	P	•	•	•	•
Grilles – Upper header/lower appliqué painted Matte Black	MM5	•	-	-	-	-	-
– Upper header/lower appliqué in chrome (included with Chrome Appearance Group on Tradesman)	MNQ	P	•	-	•	•	•
– Upper header/lower appliqué painted body-color (included with Sport Appearance Package and Night Edition)	MM6	-	P	-	P	-	P

• = Standard. 0 = Optional. P = Part of Package. - = Not Available.

RAM 2500/3500 BUYER'S GUIDE

	Sales Code	Tradesman®	Big Horn®/Lone Star®	Power Wagon®	Laramie®	Limited Longhorn™	Limited
GPOS		2TA	2TZ/ 2TY	2TP	2TH	2TK	2TM
EXTERIOR FEATURES (continued)							
- Upper header/lower appliqué molded-in-color	MMY	-	-	•	-	-	-
- Tradesman grille with painted Matte Black nostrils	MFF	•	-	-	-	-	-
- Tradesman grille with chrome nostrils (included with Chrome Appearance Group)	MAF	P	-	-	-	-	-
- Chrome nostrils/molded-in-color Black texture (included with Towing Technology Group (AAN) on Tradesman)	MHJ	P	•	-	-	-	-
- Black grille with Gloss Black nostrils/Gloss Black billets (included with Night Edition)	MAK	-	-	-	P	-	-
- Black grille with Gloss Black nostrils/molded-in-color Black texture (included with Night Edition (ASH) Big Horn/Lone Star ¹⁸ only)	MHK	-	P	-	-	-	-
- Power Wagon grille with Billet Silver Ram badge: surround, upper header and lower appliqué	MFM	-	-	•	-	-	-
- Power Wagon vertical bar grille with Gunmetal Ram: molded-in-color texture (included with X3 Group (A71))	MF7	-	-	P	-	-	-
- Laramie grille with chrome nostrils/chrome billets	MF1	-	-	-	•	-	-
- Limited Longhorn grille	MFZ	-	-	-	-	•	-
- Limited grille	MFJ	-	-	-	-	-	•
- Black Limited grille (included with Night Edition (ASH))	MF6	-	-	-	-	-	P
Headlamps/Taillamps – Base quad-halogen headlamps	LME	•	•	-	-	-	-
- Mid-level LED headlamps (included with Premium Lighting Group)	LPX	-	P	•	•	-	-
- High-level signature LED directional headlamps (included with X3 Group (A71))	LM6	-	-	P	-	•	•
- Incandescent taillamps	LA6	•	•	-	-	-	-
- Premium LED taillamps (Red Opaque center; included with H2 Group and Blind Spot Monitoring (BSM) ⁷)	LAY	P	P	•	•	•	•
- Automatic headlamps	LMG	•	•	•	•	•	•
- Auto High-Beam Headlamp Control (included with Safety Group)	LMS	P	P	P	P	•	•
Lighting – Pickup box (included with Bed Utility Group and RamBox® System)	LPL	0/P	0/P	0/P	0/P	•	•
Mirrors, Exterior – 6x9-inch manual (Black; standard on 2500 Regular Cab only)	GPU	•	-	-	-	-	-
- 6x9-inch power/heated (Black; standard on 2500 Tradesman Crew Cab; included with L1 Group on 2500 Tradesman Regular Cab; optional on Power Wagon; not available with X2 Group)	GT6	•/P	-	0	-	-	-
- Trailer-tow, manual (Black; standard on 3500 Regular Cab only; optional on 2500 Regular Cab only)	GPD	•/0	-	-	-	-	-
- Trailer-tow, power/heated/puddle/turn/running/manual-folding (Black; standard on 3500 Tradesman Crew Cab; optional on 2500 Tradesman, all cabs and requires L1 Group; included with L1 Group on 3500 Tradesman Regular Cab; not available with BSM ⁷ (XAN))	GPG	•/0/P	•	-	-	-	-
- Trailer-tow, power/heated/puddle/turn/running/power-folding (Black; included with BSM ⁷ and H1 Group)	GP1	P	P	•	-	-	-
- Trailer-tow, power/heated/puddle/turn/running/power-folding/chrome	GP2	-	-	-	•	-	-
- Trailer-tow, power/heated/puddle/turn/running/power-folding/power-convex/trailer spotter light (Black; included with Surround-View Camera System ⁸ ; includes decorative trim ring on door switches)	GU8	P	P	-	-	-	-
- Trailer-tow, power/heated/puddle/turn/running/memory/power-folding/power-convex/trailer spotter light (Black; included with X2 Group on Power Wagon; included with Night Edition on Laramie and Limited; included with Surround-View Camera System ⁸ on Power Wagon and Laramie; included with BSM ⁷ on Laramie; included with P1 Group)	GPH	-	-	P	P	-	P
- Trailer-tow, power/heated/puddle/turn/running/memory/power-folding/power-convex/trailer spotter light (chrome; included with BSM ⁷ and Surround-View Camera System ⁸)	GU9	-	-	-	P	•	•
Paint – Monotone (included with Black paint on Power Wagon)	APA	•	•	P	•	•	•
- Lower 2-Tone	APD	-	-	•	-	0	-
RamBox Cargo Management System – Includes illuminated, lockable, drainable bins on both bed sides, 115-volt driver-side outlet and pickup box lighting (short box only; SRW only; Tradesman requires Remote Keyless Entry; not available with low-volume paints, Fifth-Wheel/Gooseneck Prep Group or Box Delete)	XB9	0	0	0	0	0	•
Side Steps/Running Boards – Running boards, power (requires P2 Group and 8.4-inch or 12-inch radio; included with R1 Group)	MY7	-	-	-	0	P	•
- Side steps, tubular, chrome, cab-length (Regular Cab only)	MRT	0	0	-	-	-	-
- Side steps, tubular, Black, cab-length (Regular Cab and Power Wagon only)	MRU	0	-	0	-	-	-
- Side steps, flat, wheel-to-wheel, painted (Crew Cab and Mega Cab® only; SRW applications; optional with Night Edition on Big Horn/Lone Star ¹⁸ and Laramie (Black); included with 2-Tone Paint on Limited Longhorn; Limited: optional with M1 Group (A69) and Limited Night Edition (ASH) (Black)) (22MY)	MY5	-	0	-	0	0/P	0

	Sales Code	Tradesman	Big Horn/Lone Star ¹⁸	Power Wagon	Laramie	Limited Longhorn	Limited
GPOS		2TA	2TZ/ 2TY	2TP	2TH	2TK	2TM
EXTERIOR FEATURES (continued)							
- Side steps, flat, wheel-to-wheel, chrome (Crew Cab and Mega Cab only; SRW (AR9) only; Tradesman: requires Chrome Appearance Group (AMP); Big Horn/Lone Star ¹⁸ : not available with: Night Edition (ASH); Laramie: included with Chrome Appearance Group (AMP) without WLA; not available with: Night Edition (ASH); Limited Longhorn: standard with Monotone paint (APA); optional with R1 Group (A68); Limited: optional with M1 Group (A69); not available with Limited Night Edition (ASH))	MR5	0	0	-	0/P	•/0	0
- Side steps, flat, cab-length, painted (Crew Cab and Mega Cab only; included with DRW applications; Big Horn/Lone Star ¹⁸ and Laramie: optional with Night Edition (ASH) (Black); Limited Longhorn: requires 2-Tone Paint (APD); included with WLA with 2-Tone Paint (APD); optional with R1 Group (A68) with DRW (WLA) only (Walnut Brown); Limited: optional with M1 Group (A69) and Limited Night Edition (ASH) with DRW (WLA) only (Black)) (22MY)	MR4	-	0	-	0	0/P	0
- Side steps, flat, cab-length, chrome (Crew Cab and Mega Cab only; included with DRW applications; optional on SRW; included on DRW Limited Longhorn with Monotone paint; requires Chrome Appearance Group on Tradesman)	MRS	0	0	-	0	0/P	0
- Side Step, Rock Rails by Mopar® (included with Power Wagon Off-Road Package)	MM4	-	-	P	-	-	-
Tailgate – Locking	XJJ	•	•	•	•	•	•
- Damped (included with H2 Group)	MWD	-	P	•	•	•	•
- Remote tailgate release (included with X1 and P1 Groups)	JKR	-	-	P	P	•	•
Tie-Downs – Lower, fixed, boat-style (4)	-	•	•	•	•	•	•
- Upper, adjustable (4; included with RamBox Utility Group)	CL2	P	P	P	P	P	P
Tonneau Cover – Soft tri-fold (requires pickup box lighting)	CS7	0	0	0	0	0	0
Wheel Flares – Black, Power Wagon design (included with Power Wagon Package on Tradesman)	MMZ	P	-	•	-	-	-
- Painted body-color	MML	-	-	-	•	•	•
- Painted accent-color (included with lower 2-Tone Paint)	MMJ	-	-	-	-	P	-
Windshield Wipers – Variable/intermittent	JHA	•	•	•	•	•	•
- Rain-sensitive (included with X2, P1 and Safety Groups; requires rearview auto-dimming mirror or Digital Rearview Mirror)	JHC	P	P	P	P	•	•
INTERIOR FEATURES							
HVAC Filter	JMD	•	•	•	•	•	•
Air Conditioning – Manual Temperature Control (MTC); base	HAA	•	•	•	-	-	-
- Dual-Zone Automatic Temperature Control (ATC) (included with Tradesman Convenience Group (ADC), A63 and A65; included with 8.4-inch NAV radio on 2TZ/2TY without A63 and 2TP without A65; included with 12-inch radio)	HAF	P	P	P	•	•	•
Auxiliary Switches – Instrument panel-mounted (included with Snow Chief Group)	LHL	0	0	-	0	0	0
Consoles and Storage – Storage, floor-mounted tray (included only with bench seat; included with manual transfer case ("L" shaped version surrounding T-case handle); included with bench seat on Crew Cab 4x2 and 4x4 with electronic T-case (small storage tray); no tray included on Regular Cab 4x2)	CUY	P	P	•	P	-	-
- Full-size floor console (included with bucket seats)	CUP	-	P	-	P	-	-
- Full-size floor console – Premium (included with bucket seats)	CVT	-	-	-	-	P	P
- Lower instrument-panel drawer (not available with center console)	CW8	-	•	-	•	-	-
- Storage, behind seat (Regular Cab and Mega Cab)	CU3	•	•	-	•	•	•
- Storage, rear underseat compartment (Crew Cab only)	CUE	•	•	•	•	•	•
- Fold-flat load floor (Crew Cab only) with underseat storage (included with *M9 seats and above)	CVN	-	P	P	P	P	P
- Storage, in-floor boxes, rear (Crew Cab only; included with H1, X1 and P1 Groups)	CB9	-	P	P	P	•	•
- Close-out panel, in-floor storage (Crew Cab only)	CUH	•	•	•	•	-	-
- Storage, front center-seat cushion (included with *VI, *M9, *S9 and *ZL seats)	CVH	-	P	P	P	-	-
- Fold-flat load floor with underseat storage (Crew Cab only; included with *M9 seats and above)	CVN	-	P	P	P	P	P
- Overhead console (incandescent lighting; included with L1 Group on Regular Cab)	CUN	P/•	•	•	-	-	-
- Overhead console (LED lighting; included with X2 Group)	CUS	-	-	P	•	•	•
Door Locks – Manual (Regular Cab only)	JEB	•	-	-	-	-	-
- Powered and speed-sensitive (included with L1 Group on Tradesman Regular Cab; standard on Crew Cab)	JPH	P/•	•	•	•	•	•

• = Standard. 0 = Optional. P = Part of Package. - = Not Available.

RAM 2500/3500 BUYER'S GUIDE

	Sales Code	Tradesman®	Big Horn®/Lone Star®	Power Wagon®	Laramie®	Limited Longhorn™	Limited
		2TA	2TZ/ 2TY	2TP	2TH	2TK	2TM
GPOS		2TA	2TZ/ 2TY	2TP	2TH	2TK	2TM
INTERIOR FEATURES (continued)							
– Remote Keyless Entry (included with L1 Group; requires power locks; deletes manual lock cylinder from passenger side on 2TA; included with Tradesman L1 and L2 Regular Cab; standard on Crew Cab)	GXM	P	•	•	•	•	•
– Remote proximity (passive) keyless entry (included with X2 Group)	GXD	–	–	P	•	•	•
Instrument Cluster, Display – 3.5-inch Driver Information Display	JAE	•	–	–	–	–	–
– 3.5-inch Driver Information Display, color (included with 8.4-inch radio and Tradesman Convenience Group)	JAK	P	•	–	–	–	–
– 7-inch Driver Information Display, color (included with Safety Group on Tradesman and base Big Horn/Lone Star ¹⁸ ; included with H2 Group)	JAL	P	P	•	•	•	•
– Off-Road Pages in instrument cluster (included with 7-inch cluster on 4x4 only)	–	P	P	S	S	S	S
– Off-Road Pages application in radio (included with all Navigation radios, 4x2 and 4x4; includes DRW graphics)	JA8	P	P	P	P	P	P
– Digital Rearview Mirror 2.0 (tow-mode capable; camera sold separately; includes dedicated on-vehicle camera in CHMSL and connector in bumper; included with Safety Group, M1 Group, Digital Rearview Mirror and Tow-Mode Camera Package)	GRG	P	P	P	P	P	P
Key, Remote Start System ²² – Key fob-activated (included with H2 and X1 Groups)	XBM	–	0/P	0/P	•	•	•
Memory – Radio presets/driver seat/exterior mirrors/power-adjustable pedals (included with X2 and P1 Groups)	LEV	–	–	P	P	•	•
Pedals – Non-adjustable	XA8	•	•	•	–	–	–
– Power-adjustable (included with H1 and X1 Groups)	XAP	–	P	P	•	–	–
– Power-adjustable with memory (included with X2 and P1 Groups)	XAM	–	–	P	P	•	•
Seats – Heavy-duty vinyl 40/20/40 front bench with manual adjust and folding rear bench (Crew Cab)	*TX	•	–	–	–	–	–
– Cloth 40/20/40 front bench with manual adjust and folding rear bench (Crew Cab and Mega Cab [®] ; included with L2 Group)	*V9	P	•	–	–	–	–
– Premium cloth 40/20/40 front bench with power adjust for driver, 60/40 split-folding rear bench with center fold-down armrest and fold-flat load floor (included with H1 Group)	*M9	–	0/P	–	–	–	–
– Premium cloth front buckets with power adjust for driver, full-length center console, 60/40 split-folding rear bench with center fold-down armrest and fold-flat load floor (requires H1 Group)	*MJ	–	0	–	–	–	–
– Premium vinyl and cloth with embossed tread pattern 40/20/40 front bench with power adjust for driver, 60/40 split-folding rear bench with center fold-down armrest and fold-flat load floor	*S9	–	–	•	–	–	–
– Leather-trimmed 40/20/40 heated and ventilated front bench with power adjust for driver and passenger, 60/40 split-folding heated rear bench with center fold-down armrest and fold-flat load floor (included with X2 Group)	*ZL	–	–	P	–	–	–
– Premium leather front heated and ventilated buckets with full-length premium console, 60/40 split-folding heated rear bench with center fold-down armrest and fold-flat load floor (included with X3 Group)	*GL	–	–	P	–	–	–
– Leather-trimmed 40/20/40 heated front bench with power adjust for driver and passenger, 60/40 split-folding rear bench with center fold-down armrest and fold-flat load floor	*VL	–	–	–	•	–	–
– Leather-trimmed, heated front buckets with suede, full-length center console, power adjust for driver and passenger, heated 60/40 split-folding rear bench with center fold-down armrest and fold-flat load floor	*GJ	–	–	–	0	–	–
– Premium leather with filigree, heated and ventilated front buckets with full-length premium center console, power adjust for driver and passenger, 60/40 split-folding heated rear bench with center fold-down armrest and fold-flat load floor	*XJ	–	–	–	–	•	–
– Premium leather, heated and ventilated front buckets with full-length premium center console, power adjust for driver and passenger, 60/40 split-folding heated rear bench with center fold-down armrest and fold-flat load floor	*DJ	–	–	–	–	0	–
– Premium leather, heated and ventilated front buckets with full-length premium center console, power adjust for driver and passenger, 60/40 split-folding heated rear bench with center fold-down armrest and fold-flat load floor	*UL	–	–	–	–	–	•
Speed Control – Cruise control	NHM	•	•	•	•	•	•
– Adaptive Cruise Control with Stop ¹⁰ (included with Safety and M1 Groups)	NH3	P	P	P	P	P	P
Steering Wheels – Urethane	SCF	•	•	–	–	–	–
– Leather-wrapped (included with H1 and Safety Groups)	SCV	P	P	–	•	–	–
– Leather-wrapped, perforated with Gray stitching	SCB	–	–	•	–	–	–
– Leather-wrapped with real wood	SCW	–	–	–	–	•	•
– Audio controls (included with leather-wrapped steering wheels)	RDZ	P	P	•	•	•	•

	Sales Code	Tradesman	Big Horn/Lone Star ¹⁸	Power Wagon	Laramie	Limited Longhorn	Limited
		2TA	2TZ/ 2TY	2TP	2TH	2TK	2TM
GPOS		2TA	2TZ/ 2TY	2TP	2TH	2TK	2TM
INTERIOR FEATURES (continued)							
– Heated (included with H2, X1 and Heated Seats and Wheel Groups)	NHS	–	P	P	•	•	•
Sunroof (not available with Regular Cab; requires H2, X2 and P1 Groups)	GWA	–	0	0	0	0	0
Universal Garage Door Opener in Visor (included with H1 and X1 Groups)	XGD	–	P	P	•	•	•
Windows – Manual (Regular Cab only)	JF8	•	–	–	–	–	–
– Power, front 1-touch down (Regular Cab; included with L1 Group)	JPY	P	•	–	–	–	–
– Power, front 1-touch up/down (Crew Cab and Mega Cab)	JP3	•	•	•	•	•	•
– Rear, fixed	GJD	•	•	–	–	–	–
– Rear, manual-sliding (Regular Cab only; included with L2 and H1 Groups)	GFD	0/P	0/P	–	–	–	–
– Rear, power-sliding (Crew Cab and Mega Cab only; paired with defroster; included with L2 and H2 Groups)	GFE	P	P	•	•	•	•
– Rear window defroster (included with L2 and H2 Groups; paired with power-sliding rear window; optional with fixed rear glass on Tradesman and Big Horn/Lone Star ¹⁸)	GFA	0/P	0/P	•	•	•	•
UCONNECT® MULTIMEDIA							
Uconnect Voice Command – With Bluetooth [®]	XRB	•	•	•	•	•	•
Compass – Compass and temperature display (in radio)	JFJ	•	•	•	•	•	•
– GPS antenna input on radio (included with all radios)	JLP	P	P	P	P	P	P
Connectivity, Radio – Auxiliary input, headphone jack	–	•	•	•	•	•	•
– Front Media Hub (1 fully functional USB, 1 charging-only USB and 1 auxiliary input; each USB connection is a Type-A/-C USB pair)	RSF	•	•	•	•	•	•
– Single-remote USB port – Charging-only (center armrest, Type-A)	RS3	•	•	•	•	•	•
– Dual-remote USB Media Hub – Charging-only (2 rear-seat-facing Type-A USBs with charging-only connection points; included with X2 and P2 Groups with *VL bench seat)	RS2	–	–	P	P	–	–
– USB host flip (included with 8.4-inch and 12-inch radios)	RF7	–	P	•	•	•	•
– Wireless charging pad (requires bucket seats; included with P2 and R1 Groups)	RFX	–	–	–	P	P	•
– Apple CarPlay ^{®13} support (included with 8.4-inch and 12-inch radios)	RFP	P	P	•	•	•	•
– Android Auto ^{™14} (included with 8.4-inch and 12-inch radios)	RF5	P	P	•	•	•	•
Power – 12-volt DC auxiliary power point	JJJ	•	•	•	•	•	•
– Front 115-volt, 400-watt outlet (3-prong; requires L1 Group; included with H2 Group)	JKV	0	0/P	•	•	•	•
– Rear 115-volt, 400-watt outlet (3-prong; included with H2 and X2 Groups)	JJN	–	P	P	•	•	•
– RamBox [®] 115-volt, 400-watt outlet (3-prong), driver-side (included with RamBox System)	XBE	P	P	P	P	P	•
– 400-watt inverter (included with JKV 115-volt outlet and RamBox System)	XBE	P	P	•	•	•	•
– Accessory delay	–	•	•	•	•	•	•
Systems – Uconnect 3 with 5-inch touchscreen display	UAA	•	–	–	–	–	–
– Uconnect 5 with 8.4-inch touchscreen display (optional with L1 Group on Tradesman Regular Cab)	UBD	0	•	•	•	–	–
– Uconnect 5 NAV with 8.4-inch touchscreen display (requires L1 Group on Regular Cab, Tradesman Convenience Group, H1 and X1 Groups; included with P2 Group)	UBL	0	0	0	0/P	•	–
– Uconnect 5 NAV with 12-inch touchscreen display (requires L1 Group on Tradesman, 6-speaker audio on Regular Cab and Convenience Group on all Cabs; included with Big Horn/Lone Star ¹⁸ Tech Package; requires H1 Group, premium audio on Regular Cab and premium audio on Crew Cab and Mega Cab; Power Wagon requires X1 or X2 Group; included with X3 and R1 Groups)	UBQ	0	0/P	0/P	0	0/P	•
SiriusXM [®] Radio ⁵ (6-month trial; included with 8.4-inch and 12-inch radios)	RSD	P	•	•	•	•	•
– SiriusXM Guardian ^{™26} (1-year trial; enabled by Telematics Box Module; included with 5-inch radio)	RT1	P	–	–	–	–	–
SiriusXM with 360L ⁶ (6-month trial; included with 8.4-inch NAV and 12-inch radios)	RTU	P	P	P	P	P	P
– Alexa Built-In ¹⁶ (requires WiFi; included with 8.4-inch NAV and 12-inch radios)	RFN	P	P	P	P	P	P
– Ram Connect ²⁷ (Global Service Delivery System; included with 8.4-inch and 12-inch radios)	RTM	P	P	P	P	P	P
– WiFi Hotspot ¹⁵ (included with Ram Connect ²⁷ with 8.4-inch and 12-inch radios)	RTQ	P	P	P	P	P	P
– DriveUconnect.com (included with Ram Connect ²⁷ and SiriusXM Guardian ²⁶ on all radios)	X9E	P	P	P	P	P	P
– Connected Traffic & Travel Services (TomTom) (included with 8.4-inch NAV and 12-inch radios)	RTV	P	P	P	P	•	•
Speaker Systems, Audio – Base 4-speaker system (standard on Regular Cab Tradesman only)	RCD	•	–	–	–	–	–
– Base 6-speaker system (standard on Crew Cab and Mega Cab)	RCG	•/0	•	•	–	–	–
– Premium 7-speaker system, with center instrument-panel speaker and amplifier (Regular Cab only)	RCK	–	0	–	–	–	–
– Premium 10-speaker Surround Sound system (Crew Cab and Mega Cab; 9 amplified speakers and 1 subwoofer; included with X2 Group; requires H1 Group)	RC3	–	0	0/P	•	•	•

• = Standard. 0 = Optional. P = Part of Package. – = Not Available.

RAM 2500/3500 BUYER'S GUIDE

	Sales Code	Tradesman®	Big Horn®/Lone Star®	Power Wagon®	Laramie®	Limited Longhorn™	Limited
CPOS		2TA	2TZ/ 2TY	2TP	2TH	2TK	2TM
UCONNECT® MULTIMEDIA (continued)							
– Premium 17-speaker Surround Sound system (Crew Cab and Mega Cab®; requires X2 Group; included with X3, P2, R1 and M1 Groups)	RCA	–	–	0/P	P	P	P
Active Noise Control System (included with 6.4L gas engine; not available with Regular Cab; included with 6.7L diesel engines, Crew Cab and Mega Cab; included with L1 Group on Regular Cab only)	JLW	P	P	P	P	P	P
TIRES							
Tires – 2500 – LT245/70R17E BSW Firestone™ Transforce HT All-Season (2500 only)	TWD	•	–	–	–	–	–
– LT285/70R17D OWL Goodyear® Wrangler DuraTrac® All-Terrain (included with Power Wagon Package)	TW2	P	–	•	–	–	–
– LT275/70R18E BSW Firestone Transforce HT All-Season (included with Chrome Appearance Group on Tradesman with 18-inch steel wheel)	TCN	P	•	–	•	•	–
– LT275/70R18E OWL Firestone Transforce All-Terrain On-/Off-Road (included with Snow Chief Group, and Off-Road Group if 18-inch wheels)	TCP	0/P	0/P	–	0/P	0/P	–
– LT285/60R20E OWL Firestone Transforce All-Terrain On-/Off-Road (included with 20-inch wheels; not available with Regular Cab)	TEA	–	P	–	P	P	•
3500 DRW – LT235/80R17E BSW All-Season	TV2	•	•	–	•	•	•
– LT235/80R17E OWL On-/Off-Road	TV3	0	0	–	0	0	0
– LT235/80R17E Off-Road	TSG	0	0	–	0	0	0
Tires, Spare – Full-size, matching	TBB	•	•	•	•	•	•
– Full-size, delete (included with Box Delete)	TBF	P	P	–	•	•	•
– Full-size, add (requires Box Delete)	TBE	0	0	–	–	–	–
– Carrier	TBM	•	•	•	•	•	•
SAFETY, SECURITY & CONVENIENCE							
Air Bags ¹⁹ – Advanced multistage front	CG3	•	•	•	•	•	•
– Supplemental side-curtain	CGS	•	•	•	•	•	•
– Supplemental side-seat	CJ1	•	•	•	•	•	•
Cameras – ParkView® Rear Back-Up Camera ⁸ (not available with Surround-View Camera System ⁹)	XAC	•	•	•	•	•	•
– Surround-View Camera System ⁹ (includes dynamic front-tire lines on Power Wagon only; included with Towing Technology and M1 Groups; requires Blind Spot Monitoring (BSM), ⁷ Cargo-View Camera, ⁹ and ParkSense® Front and Rear or Rear Park Assist ¹² ; not available with Pickup Box Delete or Regular Cab)	XAK	P	P	P	P	P	P
– Trailer Surround-View Camera System ⁹ (Trailer 360° Camera System ⁹ ; requires XAK Surround-View Camera System ⁹)	XN1	0	0	0	0	0	0
– Cargo-View Camera ⁹ with LED CHMSL and cargo box illumination (includes dynamic centerline with Surround-View Camera System ⁹ ; requires 8.4-inch or 12-inch radio; not available with incandescent CHMSL; not available with Regular Cab; included with Max Tow Package, Towing Technology Group and M1 Group)	LPD	P	0/P	0/P	0/P	0/P	0/P
– Tow-Mode Camera ⁹ (Wired Range Extender) – Camera compatible with Digital Rearview Mirror only; includes camera and wiring kit for trailers up to 35 feet (requires Digital Rearview Mirror; included with Tow-Mode Camera Package)	XH7	0/P	0/P	0/P	0/P	0/P	0/P
– Auxiliary (Trailer) Camera Prep provides in-cab wiring, camera HDMI in radio, 7-/12-pin rear-bumper connector and/or 7-/12-pin pickup bed connector (included with Fifth-Wheel/Gooseneck Prep Group; auxiliary camera ⁹ available separately as a Mopar® Accessory)	XFQ	0	0	0	0	0	0
– Auxiliary (Trailer) Camera System ⁹ wired; Mopar Accessory available at dealer (requires 8.4-inch or 12-inch radio, Auxiliary Camera Prep and H1 Group; single-camera compatibility; not available with CHMSL camera without Surround-View Camera System ⁹)	–	0	0	0	0	0	0
FEATURES, SAFETY & SECURITY							
Blind Spot Monitoring ⁷ with Rear Cross-Path Detection ⁸ (included with Safety and H2 Groups on Big Horn/Lone Star ¹⁸ ; P1 Group on Laramie, R1 Group on Limited Longhorn, Surround-View Camera System ⁹ and Towing Technology Group; requires L1 or L2 Group and trailer-tow mirrors on Tradesman Regular Cab)	XAN	P	0/P	0/P	0/P	0/P	•
Full-Speed Forward Collision Warning Plus ¹¹ – With Auto Emergency Braking (included with Safety and M1 Groups; requires rearview auto-dimming mirror or Digital Rearview Mirror and Adaptive Cruise Control with Stop ¹⁰)	LSU	P	P	P	P	P	P
Trailer Reverse Guidance ⁹ (included with Surround-View Camera System ⁹ and M1 Group on Limited; requires Surround-View Camera System ⁹ and 8.4-inch and 12-inch radios)	XPU	P	P	P	P	P	P
Adaptive Cruise Control with Stop ¹⁰ (included with Safety and M1 Groups)	NH3	P	P	P	P	P	P
Hill Descent Control (included with Off-Road Group)	BNH	P	P	•	P	P	P

	Sales Code	Tradesman	Big Horn/Lone Star ¹⁸	Power Wagon	Laramie	Limited Longhorn	Limited
CPOS		2TA	2TZ/ 2TY	2TP	2TH	2TK	2TM
FEATURES, SAFETY & SECURITY (continued)							
Back-Up Alarm – Audible alarm when vehicle is in Reverse	XAW	0	0	0	0	0	0
DOT Safety Kit (included with Max Tow Package)	ACL	0/P	0/P	0	0/P	0/P	0/P
Parking Sensors – ParkSense Rear Park Assist ¹²	XAA	0	0	–	–	–	–
– ParkSense Front and Rear Park Assist ¹² (included with H2 Group)	XAG	–	0/P	•	•	•	•
Restraints – Front, height-adjustable 3-point seat belts (outboard positions only)	CGD	•	•	•	•	•	•
LATCH – Child Seat Anchor System	CGU	•	•	•	•	•	•
LaneSense® Lane Departure Warning Plus ⁹ – Includes Adaptive Steering System (included with Safety and M1 Groups)	LAS	P	P	P	P	P	P
– Adaptive Steering (included with LaneSense Lane Departure Warning Plus ⁹ ; not available with M1 or Safety Group)	SJE	0/P	0/P	0/P	0/P	0/P	0/P
Security – Sentry Key® Theft-Deterrent System – Engine immobilizer	GXX	•	•	•	•	•	•
– Security alarm ²¹ (included with H2 and X2 Groups)	LSA	–	0/P	0/P	•	•	•
Tire Pressure Monitor – Tire Pressure Monitoring System (TPMS), cluster display (2500 only)	XGM	•	•	•	•	•	•
– Tire Pressure Information system, cluster display (3500 only)	XBT	•	•	–	•	•	•
– Selectable Tire-Fill Alert (STFA) (included with 8.4-inch or 12-inch radio)	LA5	P	P	•	•	•	•
– Tire-Fill Alert	LAW	•	•	•	•	•	•
Trailer Brake Controller – Electronic trailer brake controller (ITBM; included with Max Tow Package)	XHC	0/P	•	•	•	•	•
– Trailer Light Check (included with Trailer Brake Controller)	JJ1	P	•	•	•	•	•
EQUIPMENT GROUPS							
Tradesman Level 1 Equipment Group (L1) (Regular Cab only) – Includes overhead console, incandescent lighting, 1-touch down power windows, speed-sensitive power door locks, premium vinyl door trim, 6x9-inch power/heated mirrors (Black; 2500), trailer-tow mirrors, power/heated/puddle/turn/manual-folding mirrors (Black; 3500) and Remote Keyless Entry	A61	0	–	–	–	–	–
Tradesman Level 2 Equipment Group (L2) – Includes L1 Group on Regular Cab models, *V9 cloth seats, carpet floor covering, front (Regular Cab) and rear (Crew Cab) carpeted floor mats, manual-sliding rear window (Regular Cab only), power-sliding rear window (Crew Cab), rear window defroster (Crew Cab only) and SiriusXM® Radio ⁵	A6B	0	–	–	–	–	–
Big Horn/Lone Star ¹⁸ Level 1 Equipment Group (H1) – Includes 18-inch polished cast aluminum wheels (SRW only), halogen fog lamps, Black power/heated/puddle/turn/power-folding exterior mirrors, *M9 premium cloth seats, Uconnect 5 with 8.4-inch touchscreen display (AM/FM/SAT/Bluetooth®), SiriusXM Radio ⁵ leather-wrapped steering wheel with audio controls, cluster display, interior mirror; rearview, auto-dimming, visor: driver and passenger side, with illuminated vanity mirror, Universal Garage Door Opener in visor, switchable dome lamp, footwell lighting, upper closed glove box with painted door and Big Horn/Lone Star ¹⁸ badge, lighting, glove boxes, power-adjustable pedals, storage, rear in-floor boxes (Crew Cab only), fold-flat load floor (Crew Cab only), manual-sliding rear window (Regular Cab only) and foam bottle insert (driver front door only)	A62	–	0	–	–	–	–
Big Horn/Lone Star ¹⁸ Level 2 Equipment Group (H2) – Includes H1 Group, BSM ⁷ with Rear Cross-Path Detection ⁸ premium LED taillamps, 7-inch Driver Information Display, color cluster display, key fob-activated Remote Start System, ²² security alarm, ²¹ ParkSense Front and Rear Park Assist ¹² (6 rear sensors with DRW), heated front seats, heated steering wheel, Dual-Zone Automatic Temperature Control (ATC), power-sliding rear window (Crew Cab and Mega Cab only), rear window defroster (Crew Cab and Mega Cab only), dual remote USB ports (charging-only; not available with Regular Cab), 115-volt, 400-watt AC power outlets (front, rear; rear not available with Regular Cab) and damped tailgate	A63	–	0	–	–	–	–
Power Wagon Level 1 Equipment Group (X1) – Includes key fob-activated Remote Start System, ²² power-adjustable pedals, perforated leather steering wheel with audio controls/Gray stitching/heat, heated front seats, storage, rear in-floor boxes (Crew Cab only), Universal Garage Door Opener in visor, driver- and passenger-side, with illuminated vanity mirror, foam bottle insert (driver front door only) and power-release tailgate	A64	–	–	0	–	–	–
Power Wagon Level 2 Equipment Group (X2) – Includes X1 Group, body-color door and tailgate handles, *ZL leather-trimmed seats, premium audio (9 speakers and 1 subwoofer), power/heated/puddle/turn/memory/power-folding/power-convex/trailer spotter light (Black), trailer-tow mirrors, power-adjustable pedals with memory, memory for radio/driver seat/mirrors/pedals, Auto High-Beam Headlamp Control, rain-sensitive windshield wipers, LED interior accent lighting, Dual-Zone Automatic Temperature Control, remote proximity (passive) keyless entry, dual-remote USB ports (charging-only), 115-volt, 400-watt AC power outlet (rear) and security alarm ²¹	A65	–	–	0	–	–	–

• = Standard. 0 = Optional. P = Part of Package. – = Not Available.

RAM 2500/3500 BUYER'S GUIDE

	Sales Code	Tradesman®	Big Horn®/Lone Star®	Power Wagon®	Laramie®	Limited Longhorn™	Limited
CPOS		2TA	2TZ/ 2TY	2TP	2TH	2TK	2TM
EQUIPMENT GROUPS (continued)							
Power Wagon Level 3 Equipment Group (X3) – Includes X1 and X2 Groups plus premium full-leather interior (dashboard), premium full-leather interior (doors), premium leather heated and ventilated bucket seats, heated rear seats, fold-flat load floor, heated steering wheel, interior, Black with Black headliner, transfer case, electronic shift-on-the-fly, rotary shifter (Satin Chrome with Black Onyx cap and Silver pinstripe, instrument-panel bezel, aluminum litho with Piano Black Silverline trim, carpet floor mats, vertical bar grille with Gunmetal Ram, high-level signature LED directional headlamps (Black), Power Wagon Side/Hood Decal Delete, Power Wagon tracer decal on door, Uconnect® 5 NAV with 12-inch touchscreen display (AM/FM/SiriusXM® Radio ⁵ /Bluetooth®/HD/NAV/Voice) and premium 17-speaker Harman Kardon® Audio System	A71	-	-	0	-	-	-
Laramie Level 1 Equipment Group (P1) – Includes Auto High-Beam Headlamp Control, rain-sensitive windshield wipers, power-release tailgate, storage, rear in-floor boxes (Crew Cab only), foam bottle insert (driver's door only), ventilated outboard seating positions (3 adjustment levels), memory for radio/driver seat/mirrors/pedals, power-adjustable pedals, and Blind Spot Monitoring (BSM) ⁷ with Rear Cross-Path Detection ⁸	A66	-	-	-	0	-	-
Laramie Level 2 Equipment Group (P2) – Includes P1 Group, heated rear seat (with 3 adjustment levels), dual-remote USB ports (charging-only), wireless charging pad (with bucket seats only), Uconnect 5 NAV with 8.4-inch touchscreen display (AM/FM/SAT/Bluetooth/NAV/Voice Command) and premium 17-speaker Surround Sound system	A67	-	-	-	0	-	-
Limited Longhorn Level 1 Equipment Group (R1) – Includes BSM ⁷ with Rear Cross-Path Detection ⁸ , Uconnect 5 NAV with 12-inch touchscreen display with AM/FM/Bluetooth/SiriusXM Radio ⁵ /NAV/HD/Cell, premium 17-speaker Surround Sound system, wireless charging pad and power running boards	A68	-	-	-	-	0	-
Limited Level 1 Equipment Group (M1) – Includes Digital Rearview Mirror, LaneSense® Lane Departure Warning Plus, ⁹ Surround-View Camera System, ⁸ Full-Speed Forward Collision Warning Plus with Auto Emergency Braking, ¹¹ Adaptive Cruise Control with Stop, ¹⁰ Adaptive Steering, premium 17-speaker Surround Sound system and Trailer Reverse Guidance ⁸ (included with Surround-View Camera System ⁸)	A69	-	-	-	-	-	0
APPEARANCE PACKAGES							
Sport Appearance Package – Includes Monotone paint, body-color door handles, body-color front and rear bumpers, upper header/lower appliqué painted in body-color, interior, Black with Black headliner, Black interior accents (Piano Silverline instrument panel, door and console trim on Laramie only), ParkSense® Front and Rear Park Assist ¹² (6 rear sensors with DRW; Big Horn/Lone Star ¹⁸ only; standard on Laramie), and 17-inch polished aluminum wheels (Big Horn/Lone Star ¹⁸ DRW only)	A6F	-	0	-	0	-	-
Night Edition – Includes body-color paint for grille surround, door handles and bumpers, Black grille inserts, Black badges, Black bezel headlamps and taillamps, Black tow hooks, Black exterior mirrors, Black interior treatment, Black-painted aluminum wheels, and for Big Horn/Lone Star; ¹⁸ front and rear park sensors ¹²	ASH	-	0	-	0	-	0
Chrome Appearance Group (Tradesman) – Includes chrome front and rear bumpers, chrome upper header/lower appliqué, Tradesman grille with chrome nostrils, 18x8-inch steel chrome-clad wheels (SRW) and 17x6-inch steel wheels with chrome finish (DRW)	AMP	0	-	-	-	-	-
Chrome Appearance Group (Laramie) – Includes flat wheel-to-wheel side steps, chrome belt molding and chrome tow hooks	AMP	-	-	-	0	-	-
Body-Color Bumper Group – Includes front and rear bumpers painted body-color (not available with 2-Tone Paint)	ALN	-	-	-	0	0	0

	Sales Code	Tradesman	Big Horn/Lone Star®	Power Wagon	Laramie	Limited Longhorn	Limited
CPOS		2TA	2TZ/ 2TY	2TP	2TH	2TK	2TM
OPTION GROUPS							
Bed Utility Group – Includes pickup box lighting, spray-in bedliner and rear, deployable bed step (optional on L1, H1, X1 and P1 Groups)	ANT	0	0	0	0	-	-
Heated Seats and Wheel Group – Includes heated front seats and heated leather-wrapped steering wheel	AGF	-	0	-	-	-	-
Cold Weather Group – Includes engine block heater and winter front grille cover (diesel engines only)	ADE	0	0	-	0	0	0
Convenience Group – Includes rearview auto-dimming mirror, Dual-Zone Automatic Temperature Control, tinted acoustic windshield glass and cluster with 3.5-inch color display; Regular Cab models require L1 or L2 Groups	ADC	0	-	-	-	-	-
Dual Rear Wheel Group – Includes rear wheelhouse liners, cab-mounted LED clearance lamps, and box- and rear-fender-mounted LED clearance lamps (3500 only; included with Max Tow Package)	WLA	0/P	0/P	-	0/P	0/P	0/P
Fifth-Wheel/Gooseneck Prep Group – Includes bed-mounted 7-pin connector, or 7-/12-pin connector if equipped with Auxiliary Camera Prep Group, mounting holes for fifth-wheel hitch and gooseneck ball, and mounting hole covers (included with Max Tow Package)	AHU	0/P	0/P	-	0/P	0/P	0/P
Max Tow Package – Includes 30K fifth-wheel hitch, Auto-Level Rear Air Suspension, Fifth-Wheel/Gooseneck Prep Group, Cargo-View Camera ⁸ Trailer Brake Controller, Daytime Running Lamps (DRLs) and DOT Safety Kit (3500 only; requires 6.7L Cummins® High Output diesel engine with AISIN® 6-speed transmission, 4.10 axle ratio and DRW)	AJL	0	0	-	0	0	0
Off-Road Group – Includes front/rear Bilstein® shocks, transfer case skid plate, tow hooks, Hill Descent Control, All-Terrain tires and off-road decal (2500 4x4 only)	ARC	0	0	-	0	0	0
Premium Lighting Group – Includes LED headlamps and LED fog lamps	AD6	-	0	-	-	-	-
Protection Group – Includes tow hooks and transfer case skid plate (4x4 only)	ADB	0	0	-	0	0	0
Power Wagon Package – Includes Ram Articulink® front suspension, front/rear Bilstein shocks, Hill Descent Control, Tru-Lok® front and rear axles, 4.10 axle ratio, tow hooks, fuel tank skid plate, transfer case skid plate, front electric winch, Black wheel flares, fog lamps, chrome front and rear bumpers, front disconnecting stabilizer bar, 17-inch aluminum Power Wagon wheel, LT285/70R17D OWL Goodyear® Wrangler DuraTrac® All-Terrain tires and rear wheel-well liners (2500: gas engine; Crew Cab: 4x4 only)	ACE	0	-	-	-	-	-
RamBox® Utility Group – Includes stowable bed divider and upper cargo rail system (optional with RamBox System on L2, H1, X1, P1 and R1 Groups)	AM8	0	0	0	0	0	•
Snow Plow Prep Group – Includes 220-amp alternator and transfer case skid plate (4x4 only)	AHD	0	0	-	0	0	0
Snow Chief Group – Includes 220-amp alternator, antispin rear differential, instrument panel-mounted auxiliary switches, LED clearance lamps, LT275/70R18E OWL On-/Off-Road tires (if 18-inch wheels) and transfer case skid plate (not available with 4x2, DRW models or Night Edition)	AD2	0	0	-	0	0	0
Safety Group – Includes Digital Rearview Mirror, rain-sensitive windshield wipers, premium cluster with 7-inch Driver Information Display, Auto High-Beam Headlamp Control, Full-Speed Forward Collision Warning Plus, ¹¹ Adaptive Cruise Control with Stop, ¹⁰ LaneSense Lane Departure Warning Plus, ⁹ leather-wrapped steering wheel, BSM ⁷ with Rear Cross-Path Detection, ⁸ Trailer Brake Controller and Tow Mirrors	AAU	0	0	0	0	0	0
Tech Package – Includes Cargo-View Camera, ⁸ LED headlamps, taillamps and fog lamps, premium 9-speaker audio system with subwoofer, Uconnect 5 NAV with 12-inch touchscreen display and Surround-View Camera System ⁸ with Trailer Reverse Guidance ⁸ (requires H2 Group; not available on Regular Cab)	AA2	-	0	-	-	-	-
Towing Technology Group – Includes Surround-View Camera System, ⁸ Cargo-View Camera ⁸ with Dynamic Grid Lines, Trailer Reverse Guidance ⁸ trailer-tow mirror with trailer spot lamp, and BSM ⁷ with Rear Cross-Path Detection ⁸ (requires 8.4-inch or 12-inch radio; requires L1, H1, X1, P1 and R1 Groups)	AAN	0	0	0	0	0	0
Digital Rearview Mirror and Tow-Mode Camera Package – Includes Digital Rearview Mirror and Tow-Mode Camera ⁸ (wired) (not available with Safety Group or M1 Group)	AVF	0	0	0	0	0	0
Power Wagon Off-Road Package – Includes Mopar® Rock Rail Side Step and beadlock-capable Power Wagon Wheel	AF9	-	-	0	-	-	-

• = Standard. 0 = Optional. P = Part of Package. - = Not Available.



BORN UNDER THE RAM LOGO Drive a pickup with total street cred—and then take it to the next level. Here is where you'll find an exclusive collection of the useful, the cool and the stylish—from clothing and caps to coolers and tools. Make the Ram identity part of your everyday lifestyle.



OFFICIAL BRANDED MERCHANDISE SITE

Ram.com/Outfitter



Ram Truck owners view their trucks as more than transportation, but as an extension of themselves. Check out an exclusive line of gifts and accessories for the Ram Truck enthusiast. From authentic apparel to rugged work gear, as well as electronics and office supplies, all lifestyle items are as distinctive as your Ram Truck.



available at
amazon


Amazon.com/RamTruckStore

1 Class based on 250/2500 and 350/3500 pickups. When properly equipped. See dealer for details. 2 Class based on 350/3500 pickups. When properly equipped. See dealer for details. 3 Class Based on 250/2500 and 350/3500 pickups. When properly equipped. See dealer for details. Never operate the vehicle with the seats reclined to the extent that the seat belts are not secure and flat against your torso. 4 When properly equipped. See dealer for details. 5 Class based on 250/2500 and 350/3500 pickups. Visit Mopar.com for complete details and a copy of the Powertrain Limited Warranty. 6 Your service will automatically stop at the end of your trial subscription unless you decide to continue service. If you do not wish to enjoy your trial subscription, you can cancel it by calling the number below. **If you decide to continue service after your trial subscription, the subscription plan you choose will automatically renew thereafter and you will be charged according to your chosen payment method at then-current rates. Fees and taxes apply. Please see our Customer Agreement at www.siriusxm.com** for complete terms and how to cancel, which includes calling us at 1-866-635-2349. All fees, content and features are subject to change. 7 Always check visually for vehicles prior to changing lanes. 8 Always check entire surroundings visually before proceeding. 9 This system is a driver convenience system, not a substitute for active driver involvement. The driver must remain aware of traffic conditions and maintain control of the vehicle. 10 This system is a driver convenience system, not a substitute for active driver involvement. The driver must remain aware of traffic conditions and be prepared to use the brakes to avoid collisions. 11 This system is an alert system for the front of the vehicle. It is not a substitute for active driver involvement. The driver must remain aware of traffic conditions and be prepared to use the brakes to avoid collisions. 12 Always look before proceeding. An electronic drive aid is not a substitute for conscientious driving. Always be aware of your surroundings. 13 Requires compatible iPhone. See dealer for phone compatibility. Data plan rates apply. Vehicle user interface is a product of Apple. Apple CarPlay is a trademark of Apple Inc. iPhone is a trademark of Apple Inc., registered in the US and other countries. Apple terms of use and privacy statements apply. 14 To wirelessly use Android Auto on your car display, you need a compatible Android smartphone with an active data plan. Android and Android Auto are trademarks of Google LLC. 15 Three-month/1GB trial included with the purchase or lease of a new vehicle. Upon expiration of the trial period, purchase of a subscription is required. WiFi Hotspot available through third-party subscription. Requires Internet-enabled mobile device. See dealer for details. This feature is not intended for use by the driver while the vehicle is in motion. Always drive carefully. 16 Available on properly equipped vehicles with a Uconnect 5/5C NAV system. Requires a WiFi Hotspot plan and linked Amazon account to run Alexa in the vehicle. 17 Requires an iPhone with Siri. Certain features are not available while the vehicle is in motion. iPhone must be within active cellular range. Customer's existing iPhone data rates apply to Internet-supported features. 18 Lone Star model available only in Texas. 19 Always sit properly in designated seating positions with seat belts securely fastened at all times. 20 Always drive carefully, consistent with conditions. Always wear your seat belt and obey traffic laws. 21 Vehicle must be locked and system activated for alarm to sound. 22 Check state and local laws regarding the use of remote start systems. 23 Never operate the vehicle with the seats reclined to the extent that the seat belts are not secure and flat against your torso. 24 Assumes properly equipped vehicle and 150-lb allowance for driver. Additional options, equipment, passengers and cargo weight must be subtracted. See dealer for details. 25 Always drive carefully, consistent with conditions. 26 All SiriusXM Guardian equipped vehicles come with a 12-month complimentary trial effective on the date of purchase or lease of a new vehicle. Enrollment in the trial is required to receive service. Upon expiration of the trial period, purchase of a subscription is required to continue or renew services. Ram Connect is available only on equipped vehicles purchased within the United States, Canada and Puerto Rico. Services can only be used where cellular coverage is available. See Uconnect and SiriusXM Guardian Terms of Service for complete service limitations. 27 All vehicles properly equipped to receive connected services come with a three-month trial of the full suite of Ram Connect services effective from the date of purchase or lease of a new vehicle. Enrollment in the trial is required to receive service. Upon expiration of the trial period, purchase of a subscription is required to continue or renew services. Ram Connect is available only on equipped vehicles purchased within the United States, Canada and Puerto Rico. Services can only be used where cellular coverage is available. See the applicable Terms of Service for complete terms and conditions, including service limitations.

©2022 FCA US LLC. All Rights Reserved. Ram, Mopar, Big Horn, HEMI, LaneSense, Laramie, Mega Cab, ParkSense, ParkView, Power Wagon, Ram Articulink, the Ram's Head logo, RamBox, Sentry Key, TorqueFlite, Tradesman, Tru-Lok and Uconnect are registered trademarks, and Keyless Enter 'n Go and Limited Longhorn are trademarks of FCA US LLC.

Airstream is a registered trademark of Airstream Inc. All rights reserved. Bilstein is a registered trademark of August-Bilstein GmbH & Co. Harman Kardon is a registered trademark of Harman International Industries, Inc. Cummins is a registered trademark of Cummins, Inc. AISIN is a registered trademark of Aisin Seiki Co., Ltd. WARN is a registered trademark of Warn Industries, Inc. CNH, Case IH and New Holland are registered trademarks of CNH America LLC. Bluetooth is a registered trademark of Bluetooth SIG, Inc. SiriusXM Connected Vehicles Services Inc. Sirius, XM, SiriusXM and SiriusXM Guardian and all related marks and logos are registered trademarks of Sirius XM Radio Inc. Facebook and logo are registered trademarks of Facebook, Inc. The Twitter logo is a service mark of Twitter, Inc. Instagram and logo are registered trademarks of Instagram, Inc. Goodyear and DuraTrac are registered trademarks of The Goodyear Tire & Rubber Company. MAGNETI MARELLI is a trademark of Magneti Marelli S.p.A. Firestone is a trademark of Bridgestone Brands, LLC. KONI is a registered trademark of Koni B.V. "TomTom" is a registered trademark of TomTom International BV. Amazon, Alexa, and all related logos and marks are trademarks of Amazon.com, Inc. or its affiliates. LinkedIn, the LinkedIn logo, the IN logo and InMail are registered trademarks or trademarks of LinkedIn Corporation and its affiliates in the United States and/or other countries. TikTok is a trademark of ByteDance Ltd. YouTube is a trademark of Google LLC. Apple Watch and Siri are registered trademarks of Apple Inc. Carhartt and the Carhartt C logo are registered trademarks of Carhartt, Inc.

About this catalog: since the time of publication, some of the information you'll find in this catalog may have been updated. Ask your dealer for details. Some of the equipment shown or described throughout this catalog may be available at extra cost. Specifications, descriptions, illustrative materials and all competitive comparisons contained herein are as accurate as known at the time this publication was approved. FCA US LLC reserves the right to discontinue models at any time or change specifications without notice or without incurring obligation. Options may be required in combination with other options. For the price of the model with the equipment you desire, or verification of specifications contained here, see your Ram dealer.



Join fellow Ram enthusiasts and tell your story by posting comments, participating in discussions, and sharing your photos and videos. Join our community on Facebook, Twitter, YouTube, Instagram, LinkedIn and TikTok.



Explore Ram Life
ram.com/ram-life.html

RAM.COM

RAM IS A REGISTERED TRADEMARK OF FCA US LLC.

74-383-2222_02/22

