

M-Class

ML 350 ML 500

Mercedes-Benz 2006



Mercedes-Benz

SOPHISTICATED P02

Visionary

ATHLETIC P04

SOCIABLE P06

VERSATILE P08

Dynamic

SPIRITED P10

CONFIDENT P12

PROTECTIVE P14

BOLD P16

UNIQUE P18

WEBSITE/SERVICE AND SUPPORT P20

SPECIFICATIONS P22

Genuine

EQUIPMENT P24

MAKING
HISTORY
RUNS IN THE
FAMILY.

The Mercedes-Benz legacy is rich in firsts and foremost. With its unprecedented levels of civility and safety, the original M-Class reinvented the very essence of a midsize luxury SUV. For 2006, the second-generation M-Class exceeds every key benchmark of its pioneering predecessor, and sets new ones of its own. Bold styling, with more aggressively chiselled contours. An elegantly sporty interior with even greater comfort. Dynamic powertrains, all featuring our revolutionary 7-speed automatic transmission. Unit-body construction, sophisticated 4-wheel independent suspension and an advanced 4-wheel drive system, for an inspired balance of control and confidence. Brilliantly innovative, superbly refined and, as always, supremely self-assured, the new M-Class elevates the Mercedes-Benz tradition of pure driving pleasure.



ML500 shown in Alpine Rain metallic with optional Bi-Xenon headlamps with washers and corner-illuminating foglamps, and Appearance Sport Package.



ML 350 shown in Alpine Rain metallic with optional Trim Package.

IT HAS
A STYLE
ALL
YOUR OWN.

One look—or better yet, one drive—and you'll know it's true. From its striking visual presence to its exhilarating performance, the new ML 350 is the SUV you've been waiting for. Beauty runs deep here, from dramatically styled projector-beam headlamps to a spacious 5-passenger cabin with sporty aluminium trim. At its heart, a brilliant new powertrain teams a 268-hp 3.5-litre DOHC V-6 with the industry's first 7-speed automatic transmission. While full-time 4-wheel drive and our Electronic Stability Program (ESP) help the ML 350 master any road in every season, 4-wheel independent multilink suspension creates an ideal union of comfort and control. The new ML 350 is one travel mate that is always prepared to make you look—and feel—good.



17" 7-spoke alloy wheels

Standard 17" alloy wheels (shown left) with a 7-spoke design provide an energetic complement to the ML 350's crisp exterior styling.

a. Active Bi-Xenon headlamps

Optional curve-illuminating Bi-Xenon headlamps help provide better vision over longer distances on both high and low beams. They monitor steering angle and driving speed, then swivel in the direction the vehicle is travelling to better illuminate the road ahead. High-pressure headlamp washers are included, as are corner-illuminating front foglamps to help you negotiate dark driveways.

b. Standard rear-window wiper and accessory rear spoiler

Shift into Reverse while the front wipers are on and the standard rear-window wiper on your M-Class automatically activates to help improve your rearward vision. The sleekly sculpted accessory rear spoiler enhances the appearance of your M-Class while helping improve airflow.

DRIVING PASSION COMES FROM DEEP INSIDE.

You know that little voice? The one that keeps urging you to find new reasons to take the scenic route, even when you're just heading to the grocery store? We know it, too. That's why, in addition to giving the new ML 500 distinctive exterior elements and a luxurious interior trimmed in leather and wood, we made it a sport utility vehicle with sports-car spirit. Discover the thrilling responsiveness of a 302-hp V-8 and 7-speed automatic transmission that can take you from zero to 100 km/h in just 6.9 seconds! Then challenge a corner and feel how its precise suspension, 18" wheels and ESP let you charge through with confident enthusiasm. Even the 4-wheel drive system goes one step beyond, with the power-channeling advantage of our 4-wheel Electronic Traction System (4-ETS+) to help ensure that your driving desire stays satisfied the whole year through.



a.
Roof rails and privacy glass
The ML 500's protective-coated roof rails are as practical as they are stylish, and work perfectly with Mercedes-Benz accessory rack attachments to help carry even more of your gear. Rear privacy glass and rain-sensing intermittent wipers are among the thoughtful standard features in the ML 500.

b.
18" 5-spoke alloy wheels
Distinctive and dynamic, the ML 500's bold 18" 5-spoke alloy wheels are wrapped in large 255/55 R18 tires to further enhance handling.

c.
Exclusive design details
The ML 500's smartly sculpted contours are enhanced by stylish chrome accents on the door handles, side mouldings and tailgate. A Silver grille with chrome ribs, brushed chrome front and rear skid plates, and squared exhaust tips add up to a definitive blend of sophisticated strength and exciting style.



ML 500 shown in Pewter metallic with optional Keyless Go and Parktronic system.



ML 350 shown in Ash with optional Trim Package.



a.



b.

a.
Modular COMAND system

The Cockpit Management and Data System integrates controls for the audio system (including an in-dash single-CD player and MP3 input in the glovebox) with a large colour-LCD screen. It can also operate the optional DVD-based navigation, Hands-Free Communication System¹ and glovebox-mounted, MP3-compatible 6-disc CD changer.²

b.
Spacious centre console

Cleverly reconfigured for greater utility and user-friendliness, the roomy centre console is the perfect place to stow your favourite travel necessities. It also features dual cupholders that can each accommodate a large drink.

WHEREVER YOU'RE SEATED, FEEL AT HOME.

Slip inside the new M-Class and discover the future of sport utility vehicles. With standard luxuries like 8-way power front seats, an 8-speaker audio system with in-dash CD player, and dual-zone climate control, you'll experience the premium quality and superior design that have made Mercedes-Benz legendary. The dramatically styled interior abounds in elegant details like fine stitching, soft-touch materials and stylish metallic accents, as well as leather front seating inserts and polished wood trim (both standard on the ML 500 and optional on the ML 350). The roomy M-Class extends a first-class greeting to its rear-cabin passengers as well, providing adjustable air outlets and controls for airflow direction, as well as dual cupholders and an individual head restraint for each of the three rear seating positions.




ML 500 shown in Charcoal with optional wood and leather trimmed steering wheel, DVD navigation system, Parktronic system, Keyless Go and Premium Package.



c.

c. Multifunction display

Steering wheel-mounted controls let you scroll through various displays to monitor information. You can consult the trip computer, check the outside temperature, control and program your vehicle and audio settings, even access the optional Hands-Free Communication System.¹



d.

d. Multicontour front seats

Enhance your comfort with optional multicontour front seats³ that feature pneumatically adjustable dual lumbar supports, side bolsters and thigh supports.



e.

e. Climate control systems

The standard dual-zone climate control system allows the driver and front-seat passenger to individually select temperature and airflow. An optional new digital 3-zone system⁴ lets rear-cabin occupants choose for themselves.



f.

f. Audio input for MP3 player

A glovebox-mounted input jack for the audio system lets you plug in your personal MP3 player or other audio device. An accessory iPod[®] interface kit allows full integration with the audio system, plus the multifunction steering wheel and instrument-cluster display.

iPod is a registered trademark of Apple Computer, Inc.

- 1 Delayed availability. See your dealer.
- 2 Only available with the harman/kardon sound system or as a dealer-installed accessory.
- 3 Requires Trim or Premium Package on ML 350.
- 4 Requires Trim, Premium or Appearance Sport Package on ML 350.



Life is filled with ever-changing demands. The new M-Class was designed to handle them with ease. Whether it's transporting your junior-league all-star, or carrying mountain bikes, a big-screen television or a weekend's worth of do-it-yourself supplies, the multifaceted M-Class knows how to take it in stride! Its 60/40-split folding rear seats can be easily lowered without removing the head restraints. With the seats down, the cargo bay expands from 833 litres to 2,050 litres. A handy 12-volt power outlet in the cargo bay lets you operate portable devices when you arrive at your destination. And the optional power tailgate can provide a helping hand when you need it most, fully opening or closing at the touch of a button on the tailgate or on your SmartKey. You can even program the power tailgate to open no higher than the roof, useful for low garages or when using a roof rack.

TO TRULY
EVOLVE,
ONE MUST LEARN TO
ADAPT.



Optional cargo organizer system

Your M-Class gains extra versatility with this clever option that lets you position four removable anchors anywhere along aluminium runners in the cargo floor. Attachments include versatile telescoping crossbars and a retractable strap to help secure odd-shaped items.

ML 350 shown at left in Alpine Rain metallic and Ash with optional Trim Package and dealer-installed accessory chrome loading sill.



Accessory roof cargo containers

Add up to 450 litres of extra space with one of our roof-mounted containers. The locking lid helps secure valuables and is supported by pressurized struts to ease opening and closing. The unit attaches to the accessory basic carrier, the foundation of a versatile roof rack system?

1 Properly secure all cargo. 2 Requires roof rails, optional on ML 350 or as part of the Trim, Premium or Appearance Sport Package.



PERFORMANCE

MEASURED IN RPM, KM/H AND
HEARTBEATS
PER SECOND.

With a choice of V-6 or V-8 power plus the unique advantage of a 7-speed automatic transmission, the new M-Class has the ability to move you with unbridled enthusiasm, thanks to the legendary engineering that has kept Mercedes-Benz at the forefront of automotive innovation for well over a century. Quiet, smooth and incredibly refined, both engines feature key components made from aluminium alloy to help reduce weight. And each has a dual-stage intake manifold to help create a broad, flat torque curve for remarkable response whether slicing through city traffic, merging onto a highway or towing up to 5,000 lb (2,268 kg)¹ of your favourite recreational toys to a vacation getaway. As an ideal complement, the 7-speed automatic transmission monitors your driving style and adapts its shift points accordingly.



ML 350 3.5-litre V-6

A dazzling all-around performer, the 3.5-litre DOHC V-6 in the ML 350 will thrill you with its energizing 268 hp and 258 lb-ft of torque. These impressive figures help the ML 350 sprint from zero to 100 km/h in just 8.4 seconds.² Continuously variable timing on both the intake and exhaust valves ensures that peak torque is on tap from 2,400 to 5,000 rpm, for immediate response at virtually any driving speed.

ML 500 5.0-litre V-8

Motivation rises to a new level of intensity with the 5.0-litre SOHC V-8 in the ML 500. Developing an exhilarating 302 hp and a mountainous 339 lb-ft of peak torque from 2,700 to 4,250 rpm, it sends the ML 500 streaking to 100 km/h in a mere 6.9 seconds.² Striking a brilliant balance between strength and sophistication, this virtuoso V-8 matches its high performance with low emissions.

¹ With optional trailer hitch kit and trailer brakes. Please read Operator's Manual before towing. ² Stated rates of acceleration are based upon manufacturer's track results and may vary depending upon model, environmental and road surface conditions, driving style, elevation and vehicle load.



ML 500 shown in Pewter metallic with optional Bi-Xenon headlamps with washers and corner-illuminating foglamps, and Appearance Sport Package.

A new era of change begins

It starts with a 7-speed automatic transmission—the only one you’ll find in any SUV. Designed to optimize the performance and efficiency of the ML 350 and ML 500 engines, it also streamlines the gear-changing process. The innovative Direct Select™ electronic gearshift is conveniently located on the steering column. Driver-adaptive programming allows this sophisticated transmission to consistently deliver smooth, quick and positive shifts tailored to your driving style. And for the first time in an M-Class, enthusiasts can enjoy manual-style shifting via rocker switches mounted behind the upper steering-wheel spokes that can be operated with your hands on the wheel.



- 1886
First car
- 1911
Multivalve engine
- 1931
Independent suspension
- 1952
Mercedes-Benz wins Le Mans
- 1954
Fuel injection
- 1967
AMG established
- 1985
Electronic Traction Control
- 1995
Electronic Stability Program
- 1997
First SUV with side-impact air bags
- 1999
Airmatic suspension
- 2003
7-speed automatic transmission

Bumpy back road to high-speed highway, the new M-Class is always ready to handle any road with the confidence and precision you expect in a Mercedes-Benz. The original M-Class pioneered 4-wheel independent suspension in an SUV, and the new generation raises that dynamic standard to an even higher level, combining new unit-body construction with a multilink suspension that's been refined to deliver a smoother ride and sharper response. The optional height-adjustable Airmatic suspension—with our Adaptive Damping System that offers three different shock absorber settings—adds further refinement to the handling of the new M-Class, on-road or off. Other innovative features like our Electronic Stability Program (ESP), ABS with emergency-sensing Brake Assist, pushbutton Downhill Speed Regulation and 4-wheel traction control further reinforce its outstanding all-season capabilities.

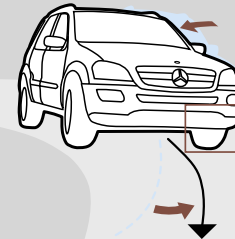


Unit-body construction

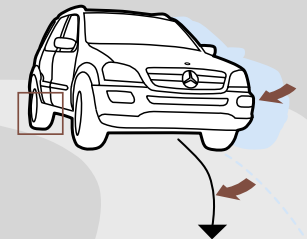
Designed and developed exclusively for an SUV, the monocoque body structure in the new M-Class is exceptionally strong, lightweight and rigid. Its remarkable resistance to twisting and flex helps endow the new M-Class with more precise handling and a smoother, quieter and better-controlled ride.



ESP brakes the outside front wheel to counteract oversteer.



ESP brakes the inside rear wheel to counteract understeer.



Optional Airmatic adaptive air suspension

To take full advantage of the dynamic potential of the new M-Class, both the ML 350 and the ML 500 can be equipped with the optional Air Suspension Package that matches Airmatic air suspension with automatic levelling and our Adaptive Damping System (ADS II). These advanced technologies work together to minimize unpleasant pitch, roll and dive motions, heightening responsiveness and control while maintaining outstanding ride compliance. ADS II allows you to select Auto, Comfort or Sport settings at the touch of a button, while Airmatic makes it equally simple to gain nearly 8 cm of extra ground clearance. The Air Suspension Package also includes vehicle speed-sensitive power steering (standard on the ML 500) that automatically varies its effort to make parking manoeuvres a breeze and provide crisper steering feel at highway speeds.

Electronic Stability Program

The M-Class was the first sport utility vehicle equipped with the all-road, all-season handling prowess of ESP. Specifically calibrated for the needs of an SUV, the M-Class ESP can dramatically enhance cornering control by monitoring your steering and braking actions and responding nearly instantaneously if it detects a loss of directional control or stability. If your M-Class begins to fishtail (oversteer) or plow (understeer) in a corner, ESP can apply the brakes to any of the four wheels or reduce excess power to help you regain control and stay on course!



ML 350 shown in Obsidian Black metallic with optional Trim Package and dealer-installed accessory grille guard and side step bars.

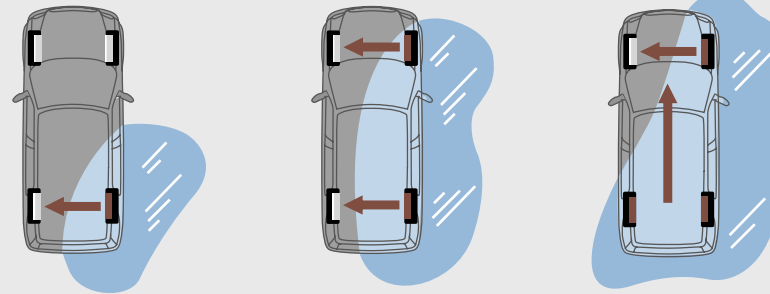


Not all 4-wheel drive systems are created equal. The new M-Class offers a full-time 4-wheel drive system that provides an extra measure of all-season reassurance: our advanced 4-wheel Electronic Traction System (4-ETS+). Seamlessly integrated with both ESP and the antilock brakes, 4-ETS+ automatically senses wheel slip and rebalances power accordingly without the need for locking differentials. It enhances the overall effectiveness of 4-wheel drive, and can help you keep going—even if only one wheel has grip. With new Downhill Speed Regulation, you can preset a crawl speed via the multifunction steering wheel and your M-Class will maintain it as it descends a steep incline. A hill-start assist feature prevents unwanted rollback when taking off from a stop on an incline. And an electronic off-road program automatically recalibrates the traction system, ABS, engine management and transmission for low-traction conditions with the touch of a single button. This enlightened system gives the M-Class an extra degree of handling confidence precisely when you need it most, in all types of weather and road conditions.



ML 500 shown in Pewter metallic with optional Keyless Go, Parktronic system, trailer hitch and dealer-installed accessory side step bars, rear spoiler, basic carrier and ski/snowboard rack.

IF EVEN ONE
GRIPS,
YOU STILL GO.



4-wheel Electronic Traction System

To help ensure that the driving power translates into control, the full-time 4-wheel drive system in the new M-Class incorporates our 4-wheel Electronic Traction System. 4-ETS+ monitors each wheel for the first sign of wheel slip, and then individually brakes a slipping wheel to maintain the balance of power, or reduces excess torque. By continuously ensuring that power goes to the wheels with grip, 4-ETS+ can help get you moving, even if only one wheel has traction.¹



¹ No system, regardless of how advanced, can overcome physics or correct careless driving. Please always wear your seat belt. Performance is limited by available traction, which snow, ice and other conditions can affect. Always drive carefully, consistent with conditions. Best performance in snow is obtained with winter tires.



Emergency-sensing Brake Assist


Mercedes-Benz research has shown that drivers tend not to brake hard enough, soon enough, in an emergency. Our engineers developed Brake Assist to help overcome this tendency. Upon sensing panic stopping based on the speed at which you depress the brake pedal, Brake Assist automatically applies all available power braking boost immediately. By helping to eliminate the delay caused by human nature, Brake Assist can potentially reduce your overall stopping distance when it matters most.¹

Body structure and crumple zones

The new unit body in the M-Class uses advanced technology and robust materials to create a virtual fortress for its five passengers. High-strength/low-alloy steel is used in critical areas throughout the vehicle, and makes up 62 percent of the body structure.² Roof pillars employ three layers of steel, and doors feature steel crossbeams. Full-width front and rear crossmembers, along with a reinforced floorpan and door sills, combine to provide formidable protection in a variety of impacts. Front and rear crumple zones progressively deform to help absorb the force of an impact, while underhood components are staggered to help prevent their stacking up in a severe frontal impact, to reduce the likelihood of intrusion into the cabin.

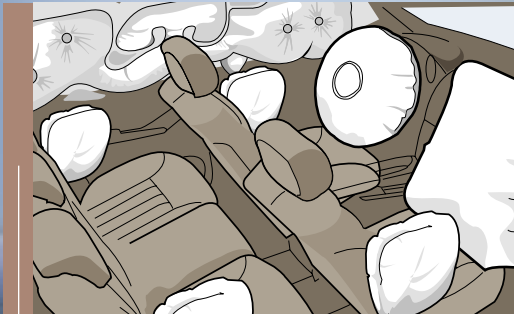
At Mercedes-Benz, your safety is always a priority. We've dedicated 65 years to researching and developing new and more effective ways to protect you from the unexpected and the unpredictable. Our integrated approach to safety reflects our belief that every Mercedes-Benz should excel in the ability to both avoid accidents and protect its occupants when an impact is unavoidable. The new M-Class incorporates a comprehensive array of active and passive safety systems, from its body structure to its advanced air bags, emergency-sensing Brake Assist and sophisticated rollover sensors.

WE'VE SPENT 65 YEARS OF OUR LIFE PREPARING FOR A SINGLE MOMENT IN YOURS.



Rollover sensor

If the M-Class senses certain rollovers, it will automatically deploy the seat-belt Emergency Tensioning Devices to help reduce occupant movement and, if deemed necessary, inflate the Head Protection Curtains.³



Integrated restraint system

Every M-Class offers the comprehensive protection of eight standard air bags,³ including adaptive two-stage front air bags for the driver and front passenger, seat-mounted front and rear side-impact air bags and, for all four outboard occupants, Head Protection Curtains that help protect against head injury and broken glass in a side impact exceeding preset thresholds or in certain rollovers.



Advanced front-impact protection

The front-end structure of the new M-Class incorporates upper and lower elements to provide two levels of energy management in frontal impacts with a variety of vehicle sizes. Features such as an ellipsoidal front bulkhead and reinforced wheel areas help channel some of the energy from a frontal impact over, under and around the passenger cabin.



ML 500 shown at left and below in Iridium Silver metallic with optional Bi-Xenon headlamps with washers and corner-illuminating foglamps, and Appearance Sport Package.
ML 500 shown at right in Iridium Silver metallic with optional Parktronic system and AMG Sport Package.



Appearance Sport Package (shown left and top left)

The Appearance Sport Package includes striking enhancements to both the exterior and interior. Outside, there's privacy glass with blue-tinted front windows, a Silver grille with chrome ribs, chrome trim on the door handles and side mouldings, smoked taillamps, protective-coated roof rails and square dual chrome exhaust tips (all standard on the ML 500), plus handsome 19" 5-spoke alloy wheels.

AMG Sport Package

The AMG Sport Package emphasizes the dynamic character of the M-Class exterior with dramatically styled front and rear bumpers set off by square dual chrome exhaust tips and the powerful presence of 19" AMG monoblock alloy wheels.

PURE
EMOTION
CREATES IMMEDIATE
ATTRACTION.

There's a feeling you get when something is right, an electrifying sensation that speaks directly to your heart. With striking exterior treatments, the optional Appearance Sport Package and AMG Sport Package¹ each make statements that command that kind of emotional response. The Appearance Sport Package continues its bold charge inside the M-Class cabin.

¹ Appearance Sport Package and AMG Sport Package are not available together. AMG Sport Package requires Trim Package or Premium Package on ML 350.



Unique Appearance Sport Package interior treatment

The striking elegance of the Appearance Sport Package follows through with exclusive interior appointments that include Alcantara seat inserts and contrasting topstitching, sport front seats with deep bolsters, a metal-trimmed instrument cluster, brushed aluminium interior trim and rubber-studded stainless-steel pedals. Enhanced ambient lighting and a HomeLink[®] compatible garage-door control add to luxury and convenience.

One of the many outstanding features of your new M-Class is that it offers numerous possibilities for personalization. A variety of options, packages and dealer-installed accessories allow you to create a vehicle that directly reflects your individual style and driving needs. Choices ranging from DVD-based navigation to premium audio and DVD entertainment systems to a trailer hitch and a power sunroof provide the opportunity to create a singularly distinctive expression of your personality.

FEEL FREE TO
EXPRESS YOURSELF.



a. DVD-based satellite navigation system

Available as a factory-installed option or a dealer-installed accessory, this technologically advanced GPS navigation system can help out whether you're journeying across town or across the country. Detailed driving instructions are provided through the modular COMAND system's large colour-LCD screen, via clear displays and crisp map readouts of all of Canada, the contiguous U.S. and Hawaii—all from a single in-dash DVD.¹

¹ While the navigation system provides directional assistance, the driver must remain focused on safe driving behaviour, including paying attention to traffic and street signs. The driver should utilize the system's audio cues while driving and should only consult the map or verbal displays once the vehicle has been stopped in a safe place. DVD-ROM maps do not cover all areas nor all routes within an area.




b. Accessory rear-seat entertainment system

The accessory rear-seat DVD entertainment system can turn your M-Class into a home-away-from-home theatre. It features a tilting 7" colour-LCD viewing screen and includes two sets of infrared wireless headsets to help minimize driver distractions.



c. Accessory hitch-mounted bicycle rack

For any M-Class equipped with the optional trailer hitch, this sturdy aluminium hitch-mounted accessory rack securely holds one or two bicycles. Its clever design pivots flat to allow the tailgate to be opened without removing the bikes.



d. Optional Class III trailer hitch

The factory-installed hitch kit helps you take full advantage of the 5,000-lb (2,268-kg) towing capacity of your M-Class.




e. Accessory all-season floor mats

Keep the carpet in your M-Class looking great with these accessory all-season floor mats. They're easy to clean, with deep channels for trapping water, mud and melting snow. Four mats per set. Available in black, grey and beige.



f. Accessory illuminated door sills

Let the light show begin every time you open the door: "Mercedes-Benz" illuminates in the door sill in luminous blue film.



g. harman/kardon LOGIC7 sound and 6-CD changer

The phenomenal harman/kardon® LOGIC7® 7.1-channel digital surround sound system produces 440 watts of pure music power through 11 speakers plus a subwoofer. The system comes with a single-feed 6-disc CD changer in the glovebox that retracts upward to leave more space. It seamlessly integrates with the audio system via a fibre-optic network, plays MP3-coded CDs and can be operated via the multifunction steering wheel or rear-seat audio controls. The CD changer is also available by itself as a dealer-installed accessory.



h. Leather and wood trimmed steering wheel

Put genuine Mercedes-Benz craftsmanship in your hands every time you drive with this sumptuous steering wheel. Hand-polished wood and glove-soft leather are matched to your vehicle's interior for a perfect look and feel. It's an ML 500 option, and requires the Premium Package on the ML 350.



i.



j.



k.

i. Parktronic

The optional Parktronic system can help you avoid obstacles that might be outside of your sightlines when you're parking in tight spaces. When ultrasonic sensors in the front and rear bumpers detect nearby objects in their field of view, audible signals and illuminated displays on the dash and rear-cabin ceiling help you manoeuvre with confidence.

j. Sunroof


Whether you prefer to bask in the sun or wish upon the stars, this power tilt/sliding tinted glass sunroof is always ready to oblige. It's optional on the base ML 350, included with the Premium and Appearance Sport Packages, and standard on the ML 500.

k. Active Bi-Xenon headlamps with curve illumination

Bi-Xenon High Intensity Discharge headlamps provide better vision over longer distances on both high and low beams, and actively swivel their beams to either side, based on your steering and driving speed, to better illuminate curving roads. The option also includes high-pressure headlamp washers and corner-illuminating front foglamps.



l.



m.



n.



o.

l. Optional 18" alloy wheels

Add an elegant accent to your ML 350 or ML 500 equipped with the Premium Package with these 18" alloy wheels that feature a split-spoke design.

m. Heated front seats

Heated front seats provide three levels of comforting warmth to help take the chill out of the coldest day or night. They're optional on the base ML 350, included with the ML 350 Trim, Premium and Appearance Sport Packages, and standard on the ML 500.

n. Keyless Go

This enhancement of the SmartKey system lets you lock or unlock your M-Class at the touch of an outside door handle—without removing the key from your pocket or purse. Startup is equally easy: Put your foot on the brake, tap a button on the dash where the ignition key would normally be, and you're ready to go. Keyless Go requires the Appearance Sport Package on the ML 350.

o. Power folding mirrors

Power-folding mirrors swing in or out at the touch of a button.

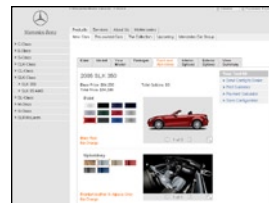


Accessory iPod integration kit

This accessory fully integrates your Apple® iPod® with the audio system, providing program information in the multifunction display and allowing you to operate your iPod via the multifunction steering wheel.

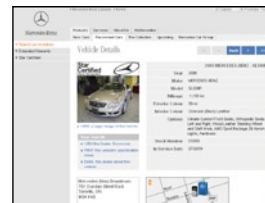
A COMMITMENT THAT LASTS A LIFETIME.

Looking for more Mercedes-Benz information? Visit mercedes-benz.ca to open an online window to Mercedes-Benz Canada. Get information about any model, including financing and leasing options, upcoming vehicles, or purchase Mercedes-Benz *the Collection* gifts and personal accessories. Our website also offers details about the Mercedes-Benz Extended Limited Warranty, Customer Care and the history of Mercedes-Benz. There's a world of information, but only one address to remember: mercedes-benz.ca.



Build your own

Customize your vehicle with options, choose colours, and then save it as part of your personal profile. You can even send the configuration to your local dealer.



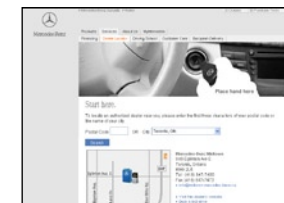
Pre-owned search

Instantly access and compare, in terms of price, mileage, and year, pre-owned Mercedes-Benz vehicles. It's the most comprehensive collection of Star Certified vehicles anywhere.



Purchase tools

Find the Mercedes-Benz that's best for you based on performance, price and body style. Schedule a test drive, learn more about a model and explore financing and leasing options.



Locate a dealer and book a test drive

Find your nearest dealer—or any dealer—and book a test drive. Our handy locator features detailed maps and a city or postal code search.

mercedes-benz.ca

1 Vehicle must be accessible from main roads. Roadside Assistance repairs may involve charges for parts, service and towing. Depending on the circumstances, these services may be provided by an outside service, courtesy of Mercedes-Benz Roadside Assistance. For full details of the Roadside Assistance Program, please see your dealer. 2 Please see your dealer for warranty details as well as for terms, conditions and pricing for extended warranty options. 3 Maintenance items are identified in the Service Booklet for each model. Driver is responsible for monitoring fluid levels and tire pressures between service visits. Limitations apply. 4 Certain restrictions may apply. Terms, conditions and dealer participation may vary. 5 First year's monitoring provided at no cost with subscription. Subscription is required for service to be active. Tele Aid operates only where cellular and Global Positioning System coverage are available. Owner must authorize stolen vehicle tracking and file a police report.



ML 350 shown in Alpine Rain metallic with optional Trim Package.

24-hour Roadside Assistance

During the basic warranty coverage of 48 months and the time duration of the optional Extended Limited Warranty, Mercedes-Benz Roadside Assistance will be at your service. We'll bring you some gas, replace a flat tire with your spare, or jump-start your car. In the event of a mechanical breakdown, if attempts by our Roadside Assistance technician have not made your vehicle safely operable, towing service will be provided to the nearest Mercedes-Benz dealership. Assistance is available 24 hours a day, every day, to anyone driving a Mercedes-Benz anywhere in Canada or the continental U.S.¹

Wear and tear coverage

For 24 months or 40,000 km (whichever comes first) many items normally considered "wear and tear," such as light bulbs, wiper blade refills, and brake pads and discs, are covered. If necessary, an authorized Mercedes-Benz dealer will replace these parts at no charge to you.

Customer service

Owning a Mercedes-Benz means that when you have a question, we're here to help. Customer Service is open from 9 a.m. to 5 p.m. EST, Monday through Friday, and is staffed with knowledgeable Mercedes-Benz people who can talk you through the finer points of working your car's audio system—or even assist you in locating the nearest Mercedes-Benz dealership. Just call 1-800-387-0100. It's that simple.

Mercedes-Benz warranties

The Mercedes-Benz New Vehicle Limited Warranty covers defects in materials or workmanship for 48 months or 80,000 km, whichever occurs first. To widen your window of confidence, you can opt for a Mercedes-Benz Extended Limited Warranty as well.²

Time for basic maintenance? Ask your M-Class.

No two drivers are the same. That's why the Flexible Service System Plus in your M-Class monitors certain indicators of oil condition, engine loads, rpm, operating temperatures and your driving habits to determine when basic maintenance is really necessary.³ It even monitors brake-pad wear. Then a display on the dash reminds you to contact your Mercedes-Benz dealer for an appointment. So you can spend less time servicing your M-Class and more time enjoying your life.

Genuine Mercedes-Benz parts

Your dealer has access to a vast inventory of parts for both new and vintage Mercedes-Benz vehicles. And we've made a nationwide effort to encourage our dealers to keep parts and labour prices competitive with those of independent garages.

Trip interruption reimbursement

If a breakdown covered by your New Vehicle Limited Warranty occurs more than 80 km from your home, leaves your Mercedes-Benz vehicle inoperable or unsafe to drive, and requires overnight repairs, we've got you covered. You will be reimbursed up to \$500 for hotel accommodations and up to \$600 for alternate travel expenses per incident while your car is being repaired at an authorized Mercedes-Benz dealership.

Alternate transportation

Your life doesn't have to get put on hold just because it's time for service or maintenance on your car. That's why your Mercedes-Benz dealer always endeavours to provide you with alternate transportation when you drop off your vehicle for service.⁴

Tele Aid

The Tele Aid system uses GPS satellites plus a digital cellular link to provide live assistance at the touch of any of three buttons in your M-Class. If you need help—or see someone who does—the SOS button is for summoning emergency aid. Press the *i*-button for information. And the wrench button connects you to our legendary Roadside Assistance. Tele Aid also includes Automatic Collision Notification, which engages the SOS function if an air bag or Emergency Tensioning Device (ETD) deploys, as well as stolen vehicle tracking and remote keyless unlocking service.⁵

ENGINE		ML 350	ML 500
Engine size and type		3,498-cc DOHC 24-valve 90° V-6.	4,966-cc SOHC 24-valve 90° V-8.
Construction		High-pressure die-cast alloy cylinder block. Alloy heads. Counter-rotating balance shaft.	High-pressure die-cast alloy cylinder block. Alloy heads.
Net power		268 hp @ 6,000 rpm	302 hp @ 5,600 rpm
Net torque		258 lb-ft @ 2,400–5,000 rpm	339 lb-ft @ 2,700–4,250 rpm
Compression ratio		10.7:1	10.0:1
Induction		Dual overhead camshafts with continuously variable intake and exhaust timing . Magnesium 2-stage resonance intake manifold increases intake runner length at lower rpm for improved response. Electropneumatic turbulence flaps at start of intake path help increase intake airflow speed at midrange rpm for greater air–fuel mixture swirling and stronger, more complete combustion.	Magnesium 2-stage resonance intake manifold increases intake runner length at lower rpm for improved response.
Fuel and ignition system		ME 9.7 engine management. Integrated sequential multipoint fuel injection and ignition includes individual cylinder control of fuel spray, spark timing and antiknock. Electronic throttle. One high-energy ignition coil and spark plug per cylinder. 160,000-km spark-plug intervals.	ME 2.8 engine management. Integrated sequential multipoint fuel injection and phased twin-spark ignition includes individual cylinder control of fuel spray, spark timing/phase and antiknock. Electronic throttle. Two high-energy ignition coils and two spark plugs per cylinder. 160,000-km spark-plug intervals.
Fuel requirement		Premium unleaded gasoline , 91 pump octane.	Premium unleaded gasoline , 91 pump octane.
Fuel tank (capacity—reserve)		95.0 litres—13.0 litres.	95.0 litres—13.0 litres.

DRIVETRAIN	
Transmission type	7-speed automatic with Direct Select™ shifter.
Transmission features	Electronically controlled shifting. Column-mounted Direct Select shifter provides convenient selection of Park, Reverse, Neutral and Drive. Touch Shift with fingertip shift controls allows driver to manually downshift and allow upshifts in Drive, via rocker buttons behind the upper steering-wheel spokes. Driver-adaptive programming adjusts shift points to the driver’s current driving style. Selecting off-road driving program (see below) raises shift points automatically. Shift into Optimum Gear programming allows one-touch selection of the best gear for maximum acceleration or engine braking by holding a Touch Shift button in the downshift position for one second.
Drive configuration	Permanent full-time 4-wheel drive , with 50/50 front/rear torque split maintained via a single-speed transfer case and centre differential.
Axle ratio	Front and rear: 3.90:1
Off-road driving program	One-button off-road program allows driver to simultaneously engage programming recalibrations of the traction system, antilock brakes, engine management and automatic transmission designed to enhance control in conditions typical of off-highway driving. ¹
Downhill Speed Regulation	Driver-activated DSR automatically modulates the throttle, brakes and ABS to maintain a preset crawl speed when descending hills. Speed is pre-programmed at 6 km/h but may be adjusted between 5 and 16 km/h via the multifunction steering wheel. DSR can be used when gear selector is in Drive or Reverse. Driver can override DSR by pressing the accelerator or switching DSR off via its console-mounted switch.
Hill-start assist	To help prevent unwanted vehicle rollback when taking off from a stop on an incline, hill-start assist automatically maintains brake pressure for approximately one second after the driver releases the brake pedal. The system is automatically deactivated when the vehicle is level, the gear selector is in Park or Neutral, or the parking brake is set.

TRACTION / STABILITY	
4-wheel Electronic Traction System (4-ETS+)	Standard 4-ETS+ monitors the speed of all four wheels to detect wheel slip, then applies individual brakes as needed (to provide the effect of locking the front, rear and/or centre differentials), and/or reduces excess engine power. 4-ETS+ continually balances the torque split to ensure that power is permitted to flow to the wheel or wheels with traction. ²
Electronic Stability Program	ESP compares the driver’s intended course, via steering and braking inputs, to the vehicle’s response, via lateral acceleration, rotation (yaw) and individual wheel speeds. ESP then brakes individual front or rear wheels and/or reduces excess engine power as needed to help correct understeer (plowing) or oversteer (fishtailing). ESP also integrates all-speed traction control, which senses drive-wheel slip under acceleration and individually brakes the slipping wheel or wheels, and/or reduces excess engine power, until control is regained. ²

PERFORMANCE	
Acceleration , 0–100 km/h ³	8.4 seconds
Fuel economy ⁴ city estimate	14.6 l/100 km
highway estimate	10.6 l/100 km
Towing capacity ⁵	5,000 lb/2,268 kg (Class III)

CHASSIS	ML 350	ML 500
Suspension configuration	Front: Independent double wishbone with high-strength forged aluminium-alloy upper arms and cast iron lower arms. Antidive geometry. Stabilizer bar. Rear: Independent 4-arm multilink. High-strength forged aluminium-alloy upper arms. Geometry for antisquat and alignment control. Stabilizer bar.	
Steel spring-strut system	Standard: Front coil springs over gas-pressurized monotube shock absorbers. Separate rear coil springs and gas-pressurized monotube shock absorbers.	
Airmatic air suspension with Adaptive Damping System (ADS II)	Optional. Electronically controlled pneumatic spring-struts integrate variable-rate shock absorbers and coil springs. Adaptive Damping System (ADS II) continually optimizes ride and handling by automatically selecting one of four damping profiles for each spring-strut every time a wheel changes its direction of up-down travel. Driver-selectable Auto, Comfort and Sport modes change the thresholds of wheel/body movement at which the damping profiles are changed. Automatic 4-wheel level control includes driver-selectable ride height , which can raise the vehicle by up to 80 mm with the touch of a button, and automatic speed-sensitive lowering , which can reduce the ride height by 15 mm at higher speeds. ⁴	Optional.
Steering	Rack-and-pinion with integrated hydraulic damper. Steering wheel turns: 3.62 lock-to-lock. Turning circle: 37.9 ft/11.6 m curb-to-curb.	
Power assist	Constant (vehicle-speed-sensitive with optional Air Suspension Package).	Vehicle-speed-sensitive.

WHEELS / TIRES	ML 350	ML 500
Wheels , aluminium-alloy	Standard 7-spoke design, 7.5Jx17.	Standard 5-spoke design, 8.0Jx18.
Optional ⁷ With Appearance Sport Package With AMG Sport Package	5-split-spoke design, 8.0Jx18. Ribbed 5-spoke design, 8.0Jx19. AMG 5-spoke monoblock design, 8.0Jx19.	5-split-spoke design, 8.0Jx18. Ribbed 5-spoke design, 8.0Jx19. AMG 5-spoke monoblock design, 8.0Jx19.
Tires , steel-belted radial	Standard 235/65 R17 104H all-season performance.	Standard 255/55 R18 105H all-season performance.
With optional 5-split-spoke wheels ⁷ With Appearance Sport Package With AMG Sport Package	255/55 R18 105H all-season performance. 255/50 R19 103W high-performance. ⁸ 255/50 R19 103W high-performance. ⁸	255/55 R18 105H all-season performance. 255/50 R19 103W high-performance. ⁸ 255/50 R19 103W high-performance. ⁸

BRAKES	ML 350	ML 500
Brake system	Dual-circuit power-assisted 4-wheel disc.	Dual-circuit power-assisted 4-wheel disc.
Brake discs, front—rear	330-mm internally ventilated—330-mm solid.	330-mm internally ventilated—330-mm internally ventilated.
Antilock Braking System	Standard 4-channel ABS senses impending wheel lockup under heavy braking and pumps the front brakes individually or the rear brakes together (to help maintain stability) as needed up to 30 times per second, to prevent lockup and maintain steering ability. With off-road driving program selected, automatic loose-surface program helps shorten stopping distances from speeds under 29 km/h.	
Brake Assist	Brake Assist senses emergency braking via the speed at which the driver presses the brake pedal and immediately applies maximum available power boost, potentially reducing the overall stopping distance by eliminating the delay caused by a common human tendency not to brake hard enough, soon enough. Letting up on the brake pedal releases Brake Assist. ⁹	
Electronic Brake Force Distribution	Standard Electronic Brake Force Distribution shifts additional brake force to the rear wheels in straight-line braking, to promote more even brake-pad wear. For stability in curves, a normal front/rear split is restored.	

EXTERIOR DIMENSIONS ¹⁰	ML 350	ML 500	INTERIOR DIMENSIONS ¹⁰	ML 350	ML 500
Wheelbase	114.8 in/2,915 mm	114.8 in/2,915 mm	Headroom , front	39.9 in/1,014 mm	39.9 in/1,014 mm
Overall length	188.5 in/4,788 mm	188.5 in/4,788 mm	Legroom , front	42.2 in/1,072 mm	42.2 in/1,072 mm
Overall height	69.8 in/1,773 mm, without roof rails	71.5 in/1,815 mm, including roof rails	Shoulder room , front	59.9 in/1,522 mm	59.9 in/1,522 mm
Overall width	75.2 in/1,910 mm	75.2 in/1,910 mm	Headroom , rear	39.8 in/1,011 mm	39.8 in/1,011 mm
Track , front	64.0 in/1,627 mm	64.0 in/1,627 mm	Legroom , rear	40.0 in/1,016 mm	40.0 in/1,016 mm
Track , rear	64.1 in/1,629 mm	64.1 in/1,629 mm	Shoulder room , rear	59.8 in/1,519 mm	59.8 in/1,519 mm
Drag coefficient	0.34	0.34	Cargo capacity , floor to ceiling ¹¹		
Curb weight	4,730 lb/2,145 kg	4,820 lb/2,185 kg	Rear seats in use	29.4 cu ft/833 litres	29.4 cu ft/833 litres
Ground clearance			Rear seats lowered	72.4 cu ft/2,050 litres	72.4 cu ft/2,050 litres
With steel-spring suspension	8.3 in/210 mm	8.3 in/210 mm			
With Airmatic air suspension	7.1 in/180 mm lowered—11.4 in/290 mm raised	7.1 in/180 mm lowered—11.4 in/290 mm raised			

1 Off-road driving should only be attempted by drivers with the necessary skill, experience and understanding of the vehicle's limits.

2 No system, regardless of how advanced, can overcome physics or correct careless driving. Best performance in snow is obtained with winter tires. Please always wear your seat belt.

3 Stated rates of acceleration are based upon manufacturer's track results and may vary depending upon model, environmental and road surface conditions, driving style, elevation and vehicle load.

4 These estimates are based on the Government of Canada's approved criteria and testing methods. The actual fuel consumption of this vehicle may vary. Refer to the *Fuel Consumption Guide*.

5 With optional trailer hitch kit and trailer brakes. Read Operator's Manual before towing.

6 Please obey all speed laws.

7 Only available in combination with optional Premium Package.

8 W-rated tires are optimized for performance driving and may provide reduced ride comfort,

increased tire noise, substantially increased treadwear and greater susceptibility to damage compared with H-rated tires.

9 Braking effectiveness also depends on proper brake system maintenance, and tire and road conditions.

10 Dimensions shown are for models with standard equipment (plus sunroof, if optional).

11 Unsecured cargo can become hazardous in a collision. Always secure cargo using the floor-mounted tie-downs.

ML 350
ML 500

EXTERIOR FEATURES

- – Four 17" 7-spoke alloy wheels with 235/65 R17 all-season performance tires.
- ■ Four 18" 5-spoke alloy wheels with 255/55 R18 all-season performance tires.
- – Black grille with black ribs. Colour-keyed door handles and bodyside mouldings. Colour-keyed bumpers with Silver insert in front apron.
- ¹ ■ Silver grille with chrome ribs. Chrome-trimmed colour-keyed door handles and bodyside mouldings.
- ■ Colour-keyed bumpers with brushed chrome front and rear skid plates.
- ¹ ■ Dual square polished stainless-steel exhaust tips.
- ■ Dual power mirrors, automatically heated.
- ¹ ■ Auto-dimming left-side mirror (shifting to Reverse automatically cancels dimming).
- – Neutral-tinted glass for all windows.
- ¹ ■ Blue-tinted glass for windshield and front doors. Privacy glass for rear doors, rear quarters and tailgate.
- ■ Dual aero-blade windshield wipers.
- ■ Infrared rain sensor automatically adjusts wiper speed and intermittent wiper frequency from infinite delay to constant wiping based on amount of rainfall measured on windshield.
- ■ Intermittent rear-window wiper with washer. When the front wipers are on, shifting to Reverse activates the rear-window wiper.
- ■ Electrically heated rear window with auto-shutoff based on time and outside temperature.
- ■ Electrically assisted tailgate closing feature gently pulls tailgate snug once it is set on its latch.
- ■ Brushed chrome protective sill plate on rear bumper.
- ¹ ■ Black protective-coated roof rails (with 220-lb/100-kg roof load capacity).
- ■ Variable-focus halogen headlamps with projector low beams and clear high-impact polycarbonate lenses. Halogen front foglamps, in front apron. Single red rear foglamp, integrated in left taillamp.
- ■ Automatic lamp substitution uses a nearby lamp if a critical bulb fails.
- ■ Touch Turn Signals flash three times with one touch of turn-signal lever, for lane-changing. Auxiliary LED turn signal indicators are integrated with side mirror housings.

LOCKING / SECURITY

- ■ SmartKey uses an electronic code to unlock the steering column and ignition. Removing SmartKey from ignition disables engine computer to help prevent unauthorized starting.
- ■ SmartKey remote control integrates door lock/unlock buttons, tailgate unlock button (or optional power tailgate open/close), removable valet key and panic alarm. Driver may selectively unlock only the driver's door and fuel filler, or all doors plus the tailgate and fuel filler. SmartKey offers infrared-remote opening/closing of windows and optional sunroof.
- ■ Driver-programmable driveaway locking automatically locks the doors when the vehicle reaches 15 km/h.
- ■ Night security illumination uses the vehicle's exterior lights to help illuminate a path after parking. Driver-programmable intervals allow lights to stay on for 60, 45, 30 or 15 seconds, or not at all.
- ■ Locator lighting uses the vehicle's lights to help light a return path when the car is remote-unlocked in darkness. Unlocking car activates illuminated entry system.
- ■ Automatic antitheft alarm system with towaway protection and remote panic feature.
- ¹ ■ Integrated 3-button garage door control, compatible with HomeLink[®] components and some other systems.

1 Also available or only available as part of an Option Package. See optional equipment listing at right.

2 **WARNING:** THE FORCES OF A DEPLOYING AIR BAG CAN CAUSE SERIOUS OR FATAL INJURY TO A CHILD UNDER AGE 13. THE SAFEST SEATING POSITION FOR YOUR CHILD IS IN THE REAR SEAT, BELTED INTO AN APPROPRIATE, PROPERLY INSTALLED CHILD SEAT, OR CORRECTLY WEARING A SEAT BELT IF TOO LARGE FOR A CHILD SEAT. **OCs** IS DESIGNED TO TURN THE FRONT PASSENGER'S FRONT AIR BAG OFF WHEN THE SYSTEM SENSES THE WEIGHT OF A TYPICAL CHILD 12 MONTHS OLD OR LESS, PLUS THE WEIGHT OF A STANDARD APPROPRIATE CHILD RESTRAINT.

SEE OPERATOR'S MANUAL FOR IMPORTANT ADDITIONAL INFORMATION ON THESE SYSTEMS, AND FOR FURTHER INFORMATION REGARDING THE TRANSPORTATION OF CHILDREN HEAVIER THAN A TYPICAL 12-MONTH-OLD.

3 W-rated tires are optimized for performance driving and may provide reduced ride comfort, increased tire noise, substantially increased treadwear and greater susceptibility to damage compared with H-rated tires.

4 Read Operator's Manual before towing.

5 DVD-ROM maps do not cover all areas nor all routes within an area. One Canada/U.S. DVD-ROM is included with vehicle.

6 Subscription is required for service to be active. First year's monitoring provided at no extra cost with subscription. Tele Aid operates only where cellular and Global Positioning System coverage are available. Owner must authorize stolen vehicle tracking and file a police report.

ML 350
ML 500

INTERIOR FEATURES

- ■ Dual-zone CFC-free automatic climate control with dual rotary temperature controls, automatic control of blower speed and airflow distribution (with manual override). Dash-top diffuser vent. Rear-cabin air vents at rear of front console. Electrostatic dust/pollen filter. Tunnel mode (one-touch closing of all windows, the optional sunroof and cabin air intake by holding the air-recirculation button).
- ■ Multifunction steering wheel provides convenient, additional controls for basic functions of audio system and optional phone, plus operation of multifunction display (see Instrumentation, below).
- ■ Power windows, all with one-touch express-up/down.
- – 4-way (tilt/telescoping) manually adjustable steering column.
- ■ 4-way (tilt/telescoping) power steering column (included with driver's seat memory system on ML 350).
- ■ Electronic cruise control.
- ■ Four reading lamps. Courtesy lamps with programmable fade-out time. Entrance lamps in all four doors. Front footwell lighting. Low-intensity ambient lighting of centre console. Illuminated vanity mirrors in sun visors.
- ¹ ■ Auto-dimming rearview mirror.
- ■ Front centre console with padded armrest, metal-trimmed lateral assist grips, enclosed storage and dual large-capacity cupholders. Illuminated two-tier glovebox. 12-volt power outlets in console and below glovebox.
- ■ Folding rear centre armrest with enclosed storage and dual cupholders. Magazine nets on backs of front seats. Parcel net in right front footwell. Illuminated, carpeted cargo area with floor-mounted tie-down hooks and 12-volt power outlet in side panel.
- ■ Cargo net.

SEATING / UPHOLSTERY / TRIM

- ■ 8-way power front seats. Driver's adjustable lumbar support.
- ■ 10-way power driver's seat with 3-position driver's seat memory (includes steering column and outside mirror positions; requires Trim, Premium or Appearance Sport Package or ML 350).
- ¹ ■ Heated front seats.
- ■ 60/40-split folding rear seatbacks and flip-forward seat cushions.
- – Cloth upholstery with M-B Tex trim.
- ¹ ■ M-B Tex upholstery with leather front seating inserts. Leather-trimmed steering wheel.
- □¹ Aluminium trim on doors and along console assist grips.
- ¹ ■ Hand-polished Burl Walnut wood trim on console and doors. Aluminium trim along console assist grips.
- ■ Stainless-steel door sill trim, including tailgate. Velour floor carpeting and floor mats.

AUDIO SYSTEM

- ■ Modular COMAND Cockpit Management and Data system integrates: AM/FM stereo/weatherband radio, single-CD player, and a large colour-LCD screen. Controls for optional glovebox-mounted single-feed 6-disc CD changer, optional navigation system, and optional phone. Ten mode-dependent soft keys alongside screen for easy access to commands and menus.
- ■ 8-speaker audio system with automatic speed-sensitive volume adjustment.
- ■ Auxiliary input jack in glovebox allows connection of an iPod[®] or other MP3 player to audio system.
- ■ Fibre-optic network offers precise, high-speed communication among components and includes factory preparation for optional CD changer and optional phone.

INSTRUMENTATION

- ■ Electronic analogue speedometer, tachometer, fuel gauge and quartz clock. Black gauges with white markings and glacier blue backlighting, set in angled tubes with Silver rings. Digital display for odometer and Direct Select[™] gear selection.
- ■ Multifunction display in instrument cluster, scrolled via steering-wheel controls to operate and display various menus and vehicle features: Resettable trip meter and outside temperature indicator. Digital speedometer. Flexible Service System Plus (see below) and engine oil-level check. Radio station, CD player/optional CD changer, iPod[®] playlist/track (with accessory iPod integration kit). Optional navigation system route guidance. Vehicle reminder and malfunction messages. Driver-programmable settings for instruments, lighting, vehicle and convenience features. Trip computer. Optional mobile phone book.
- ■ Tire-pressure loss warning system (alerts driver to a loss of tire pressure via the multifunction display).
- ■ Mercedes-Benz Flexible Service System Plus displays distance remaining to next basic maintenance service, indicates type of service due, and provides automatic reminder feature when service interval draws near. System also monitors brake-pad wear.

ML 350
ML 500

RESTRAINT SYSTEMS

- ■ Integrated Restraint System²: Driver and front passenger are each provided with an adaptive dual-stage front air bag, side-impact air bag, and 3-point seat belt with an Emergency Tensioning Device (ETD) and belt force limiter. Outboard rear passengers are each provided with a side-impact air bag and 3-point seat belt with ETD and belt force limiter. Centre rear passenger is provided with a 3-point seat belt.
- ■ Head Protection Curtains²: In a side impact exceeding a preset threshold, a multi-chamber air bag deploys along the front and rear side-door windows on the affected side of the car. Integrated rollover sensor automatically deploys the ETDs and, if deemed necessary, the Head Protection Curtains in the event of a detected rollover.
- ■ Adaptive dual-stage front air bags are deployed in response to frontal impact severity exceeding a preset deployment threshold.²
- ■ Occupant Classification System (OCS)² automatically turns the front passenger's front air bag on or off based on the weight category determined by weight sensor readings from the front passenger seat.
- ■ ETDs are deployed in a front or rear impact exceeding a preset threshold of severity, or certain rollovers. A front ETD will not deploy if seat belt is unfastened.
- ■ Universal LATCH system (Lower Anchors and Tethers for Children) at outboard rear seating positions. Selectable passenger seat-belt retractors help secure child seats.²
- ■ Front seat belts include manually height-adjustable shoulder belts and lower points attached to seat frames.
- ■ Front head restraints, adjustable for height and fore-aft. Three individually height-adjustable and retractable rear head restraints.

INDIVIDUAL OPTIONS

- ■ Power tilt/sliding tinted glass sunroof with one-touch express-open/close (also included in Premium and Appearance Sport Packages).
- ■ Privacy glass for rear doors, rear quarters and tailgate (also included in Trim, Premium and Appearance Sport Packages).
- ■ Protective-coated roof rails (also included in Trim, Premium and Appearance Sport Packages).
- ■ Infrared rain sensor for intermittent windshield wipers.
- ■ Power fold-in feature for outside mirrors.
- □ Bi-Xenon headlamps with active curve illumination, heated headlamp washers, and corner-illuminating front foglamps.
- □ Keyless Go vehicle entry and starting system (requires Appearance Sport Package on ML 350).
- □ 18" 5-split-spoke alloy wheels and tires³ (requires Premium Package).
- □ Class III trailer hitch kit.⁴
- □ Power tailgate fully opens at the touch of a button on the driver's door or the SmartKey, and closes via button on driver's door or the underside of the open tailgate.
- □ 3-zone CFC-free automatic climate control, with individual digital temperature/airflow controls for driver, front passenger and rear cabin; automatic control of blower speed and airflow distribution (with manual override); rear-cabin operating panel with controls for temperature and airflow direction; sun sensor; and activated charcoal filter with smog-sensing automatic recirculation mode (requires Trim, Premium or Appearance Sport Package on ML 350; also included in Premium Package on ML 500).
- ■ 10-way power driver's seat with 3-position driver's seat memory (requires Trim, Premium or Appearance Sport Package on ML 350).
- ■ 10-way power front passenger seat, with 3-position memory (requires 10-way power driver's seat with memory on ML 350).
- ■ Heated front seats (also included in Trim, Premium and Appearance Sport Packages).
- □ Multicontour front seats (requires Trim Package or Premium Package on ML 350).
- ■ Cargo net.
- □ Cargo management system: Aluminium runners in cargo floor, two adjustable anchors, plus attachments including telescoping crossbars and retractable strap for helping to secure odd-shaped objects.
- □ Smoker's Package (front and rear ashtrays and cigarette lighters; no charge).
- □ Wood and leather trimmed steering wheel (requires Premium Package on ML 350).
- □ harman/kardon[®] LOGIC7[®] digital surround sound system, with: 11 speakers, including dual surround speakers plus a subwoofer. 7.1-channel amplifier. Multichannel digital surround-sound technology for FM radio and playback of audio CDs. Digital Dynamic Volume Control to help preserve sound balance under all driving conditions. Rear-cabin audio controls. Integrated glovebox-mounted single-feed 6-disc CD changer, with MP3 capability.
- □ COMAND-DVD in-dash GPS navigation system, with map database for Canada, the contiguous U.S., and Hawaii, all on a single DVD.⁵ DVD-ROM drive concealed behind flip-down in-dash screen.
- □ Integrated Motorola V60i[™] tri-band digital portable telephone.

ML 350
ML 500

INDIVIDUAL OPTIONS, continued

- □ Tele Aid uses Global Positioning System (GPS) satellites to determine the current location of your car, plus a cellular link to provide 24-hour contact with Mercedes-Benz for emergency aid (SOS button), information (i-button) or Roadside Assistance (wrench button). Automatic Collision Notification engages SOS function if an air bag or Emergency Tensioning Device (ETD) deploys. Tele Aid also includes Automatic Alarm Notification (which alerts Mercedes-Benz to contact you if the antitheft alarm is set off), stolen vehicle tracking, and remote keyless unlocking service.⁶
- □ Parktronic audio-visual parking assistance system.
- □ Metallic paint (no charge on ML 350 with Trim, Premium or Appearance Sport Package and on ML 500).

OPTION PACKAGES

- – **ML 350 Trim Package** (not available with Premium or Appearance Sport Package):
 - Privacy glass for rear doors, rear quarters and tailgate.
 - Protective-coated roof rails.
 - Auto-dimming left-side and inside rearview mirrors.
 - Integrated 3-button garage door control, compatible with HomeLink components and some other systems.
 - Heated front seats.
 - Leather front seating inserts with M-B Tex trim and rear-seat upholstery. Leather-trimmed steering wheel.
 - Hand-polished Brown Birdseye Maple wood trim on console and doors.
- – **ML 350 Premium Package** (not available with Trim Package or Appearance Sport Package):
 - Power tilt/sliding tinted glass sunroof with one-touch express-open/close.
 - Privacy glass for rear doors, rear quarters and tailgate.
 - Protective-coated roof rails.
 - Auto-dimming left-side and inside rearview mirrors.
 - Premium leather upholstery on all seats and head restraints.
 - Hand-polished Burl Walnut wood trim on console and doors.
 - Heated front seats.
 - Leather-trimmed steering wheel.
 - Ambient interior lighting of door handles, front cupholders, rear footwells, front console storage compartment and cargo area.
 - Integrated 3-button garage door control, compatible with HomeLink components and some other systems.
- □ **ML 500 Premium Package** (not available with Appearance Sport Package):
 - 3-zone digital climate control.
 - Premium leather upholstery on all seats and head restraints.
 - Ambient interior lighting of door handles, front cupholders, rear footwells, front console storage compartment and cargo area.
- □ **Appearance Sport Package** (not available with Trim, Premium or AMG Sport Package):
 - Four 19" ribbed 5-spoke alloy wheels with 255/50 R19 high-performance tires.²
 - Silver grille with chrome ribs. Chrome-trimmed door handles and bodyside mouldings (standard on ML 500).
 - Blue-tinted glass for windshield and front doors. Privacy glass for rear doors, rear quarters and tailgate (standard on ML 500).
 - Power tilt/sliding tinted glass sunroof with one-touch express-open/close (standard on ML 500).
 - Protective-coated roof rails (standard on ML 500).
 - Auto-dimming left-side and inside rearview mirrors (standard on ML 500).
 - Sport instrument cluster with matte chrome bezel.
 - Heated front sport seats.
 - Alcantara seat inserts with M-B Tex trim. Leather-trimmed steering wheel.
 - Aluminium interior trim. Brushed stainless-steel pedals with rubber studs.
 - Ambient interior lighting of door handles, front cupholders, rear footwells, front console storage compartment and cargo area.
 - Integrated 3-button garage door control, compatible with HomeLink components and some other systems (standard on ML 500).
- □ **AMG Sport Package** (not available with Appearance Sport Package; requires Trim Package or Premium Package on ML 350):
 - AMG-design front and rear bumpers.
 - Four 19" AMG 5-spoke monoblock wheels with 255/50 R19 high-performance tires.²
 - Dual square polished stainless-steel exhaust tips.
- □ **Air Suspension Package:**
 - Airmatic air suspension with driver-adjustable height control and automatic 4-wheel level control.
 - Adaptive Damping System (ADS) with driver-selectable Auto, Comfort and Sport modes.
 - Vehicle speed-sensing variable-assist power steering (standard on ML 500).

■ STANDARD
□ OPTIONAL
– NOT AVAILABLE

© 2005 Mercedes-Benz Canada Inc.
Marketing Communications

All illustrations and specifications contained in this brochure are based on the latest product information available at the time of publication. Mercedes-Benz reserves the right to make changes at any time, without notice, in colours, materials, equipment, specifications and models. Any variations in colours shown are due to reproduction variations of the printing process. Illustrations may include test situations. Some vehicles may be shown with non-Canadian equipment. Some vehicles are shown with optional equipment. Homelink is a registered trademark of Prince, a Johnson Controls Company. harman/kardon and LOGIC7 are registered trademarks of Harman International Industries, Inc.

♻️ In an effort to minimize the environmental impact of this brochure, Mercedes-Benz uses a recycled coated paper that is guaranteed in writing to contain a minimum of 10% post-consumer waste.

Printed in Canada
MBC-05-690-28

Mercedes-Benz Canada Inc.
98 Vanderhoof Avenue
Toronto, Ontario M4G 4C9
1-800-387-0100
www.mercedes-benz.ca



Mercedes-Benz



ML500 shown on cover in Iridium Silver metallic with optional Bi-Xenon headlamps with washers and corner-illuminating foglamps, and Appearance Sport Package.