

S-Class

S 430 S 500 S 55 AMG S 600

Mercedes-Benz 2006



Mercedes-Benz

Standing behind every S-Class is the passion, vision and experience of the world's first automobile company.



S 500 Long-Wheelbase Sedan shown in Brilliant Silver metallic with optional AMG Sport Package.

FORGET EVERYTHING YOU KNOW ABOUT DRIVING.

The S-Class is more than a car. More than a leader in automotive technology. More than a benchmark for all other luxury sedans. The 2006 S-Class is nothing less than an icon of driving pleasure. Revel in the ceaseless rush of the 493-hp twin-turbo V-12 S 600. Feel the exhilaration of the supercharged V-8 empowered S 55 AMG. Find unparalleled confidence in the all-wheel-drive S 430 4matic,[™] available in standard-wheelbase and long-wheelbase configurations. Or discover the refined strength of an S 500 Sedan featuring the industry's first 7-speed automatic transmission. Every S-Class is a luxurious retreat, resplendent in supple leather and handcrafted wood trim. And each features PRE-SAFE,[®] the first system that can detect when certain critical driving situations could lead to a collision and then respond to increase your protection—before something happens. Experience the S-Class and discover firsthand what the automobile was always meant to be. [Mercedes-Benz. You're ready.](#)




S 430



S 500



S 55 AMG



S 600



S 500 Long-Wheelbase Sedan shown in Horizon Blue metallic with optional Keyless Go.

OPEN YOUR EYES.

The S 430 and S 500 Sedans bring a world of elegant style and passionate performance sharply into focus. The S 430's responsive 275-hp V-8 and the muscular 302-hp V-8 of the S 500 offer exceptionally powerful yet smooth acceleration. In the S 500 rear-wheel-drive model, you'll find the industry's first 7-speed automatic transmission, while all-wheel-drive S 430 and S 500 4MATIC™ models, equipped with a 5-speed automatic, present exhilarating opportunities where once there were only obstacles.¹ And every model offers our advanced Airmatic adaptive air suspension for both crisp handling and a refreshingly composed ride.



a.
17" alloy wheels

Confident handling and sophisticated styling are enhanced by attractive 17" 7-spoke aluminium-alloy wheels on all 4MATIC models. 17" 5-spoke wheels, shown at far left, are standard on the S 500 rear-wheel-drive model.

b.
Bi-Xenon headlamps

Standard on the S 500 models and an S 430 option, these high-performance headlamps provide better vision on both high and low beam. They also incorporate dynamic level control to help cut glare, as well as heated high-pressure washers.

c.
Rain-sensing wipers

The S-Class intermittent wipers automatically detect the amount of rainfall and adjust their frequency accordingly. The system will even pause the wipers if you stop and open a front door.

¹ No system, regardless of how advanced, can overcome physics or correct careless driving. Please always wear your seat belt. Performance is limited by available traction, which snow, ice and other conditions can affect. Always drive carefully, consistent with conditions. Best performance in snow is obtained with winter tires.



a.
COMAND system

This intuitive system puts controls for the DVD-based navigation,¹ audio system, 6-disc CD changer and optional phone right at your fingertips. Easily accessed menus and maps are clearly displayed on a large 16.5-cm colour-LCD screen. Voice activation for the phone, audio and navigation systems is optional.

OPEN YOUR HEART.


Take in the seductive elegance of a luxuriously appointed interior dedicated to your driving pleasure. Hand-polished wood trim – Calyptus on the S 430, Burl Walnut or optional Chestnut on the S 500 – is applied generously throughout the cabin, creating a warm, inviting atmosphere. The soft caress of premium leather in the S 430 and sumptuous Nappa leather² in the S 500 soothes driver and passengers alike, while dual-zone climate control tends to your own personal comfort. In addition to filters for dust and pollen, the climate control also monitors smog and humidity, and will even focus first on the seats that are occupied based on seat-belt usage. And with a comprehensive system of eight air bags offering 10-way protection, you can take comfort knowing the S-Class is always looking out for you.



b.
Ambient comfort lighting
Drive under the night sky or into a dark tunnel, and the console, door handles and footwells are illuminated automatically by a warm, comforting glow.

c.
Heated 14-way power front seats
Adjust your seat and even vary the length of the seat cushion until you find your ideal sitting position. The 3-position memory recalls your preferences and even adjusts the power steering column and outside mirrors accordingly.

d.
Multifunction display
Scroll through various menus that let you monitor the air pressure³ in all four tires, check the trip computer, and even operate the audio system through convenient steering-wheel controls.



¹ While the navigation system provides directional assistance, the driver must remain focused on safe driving behaviour, including paying attention to traffic and street signs. The driver should utilize the system's audio cues while driving and should only consult the map or verbal displays once the vehicle has been stopped in a safe place. DVD-ROM maps do not cover all areas nor all routes within an area. ² Optional on S 430 models. ³ When so equipped. ⁴ Surround sound provided for CD playback only.



S 430 4MATIC Long-Wheelbase Sedan shown in Ash with optional Distronic cruise control and Parktronic system.

New musical landscapes

The 12-speaker digital Bose® Cabin Surround™ sound system with both an in-dash single-CD player and a standard trunk-mounted 6-CD changer offers clear evidence suggesting the way to a driver's heart may just be through the ears. Music comes to life as multichannel architecture envelops you with a 360° field of sound. Even conventional CDs are enhanced by the 5.1-channel surround-sound technology of Bose Centerpoint™ signal processing⁴. And to compensate for unwanted ambient noise, Bose AudioPilot™ digitally processes the sound to maintain its clarity with no perceptible change in volume.

A VISION OF BEAUTY.

What could be more beautiful than a sedan possessing the exquisite comfort of a premium luxury car and the athletic prowess of a performance exotic? Beneath the S600's elegantly flowing sheet metal lies a Herculean twin-turbocharged V-12 capable of propelling the S600 to 100 km/h in 4.8 seconds.¹ The most advanced active suspension available—Active Body Control—performs the seemingly impossible, delivering a smooth, tranquil ride along with sports-car agility. From any angle, the S600 is simply breathtaking.

S 600 Long-Wheelbase Sedan shown in Obsidian Black metallic.



a.

a.
Twin-turbo V-12

The S 600 is motivated by the indomitable force of an advanced twin-turbocharged V-12 delivering a tremendous 493 hp and an unbelievable 590 lb-ft of torque pouring on at just 1,800 rpm.

18" forged-alloy wheels

Inherent strength and style are reflected in highly polished 18" aluminium-alloy wheels that are forged into a handsome 6-hole design. Z-rated high-performance tires² are standard.





S 600 Long-Wheelbase Sedan shown in Java with optional Distronic cruise control.

Its passion goes beyond style and performance. Step inside the S 600 and find yourself immersed in hand-fitted Nappa leather, hand-polished wood and suede-like Alcantara. Active Ventilated front seats hold you in unmatched comfort, while even rear outboard passengers enjoy heated and power-adjustable seats with pneumatic lumbar support. Technology takes on a human touch with our Parktronic system, which can help detect obstacles while you're parking, and a 12-speaker digital Bose® Cabin Surround™ sound system³ with a 6-disc CD changer. Once the S 600 gets hold of you, you may never want it to let go.

¹ Stated rate of acceleration is based upon manufacturer's track results and may vary depending upon model, environmental and road surface conditions, driving style, elevation and vehicle load. ² Z-rated tires are optimized for performance driving and may provide reduced ride comfort, increased tire noise, substantially increased treadwear and greater susceptibility to damage compared with H-rated tires. ³ Surround sound provided for CD playback only.

b. Keyless Go

This convenient option lets you unlock or lock your car with the touch of a button on the outside door handle—without removing the SmartKey from your pocket or purse. Start-up is equally easy: Put your foot on the brake, tap the top of the gearshift, and you're ready to take off.



b.

c. Hand-polished wood trim

Radiant Burl Walnut or optional Chestnut trim is applied in liberal quantities throughout the interior—from the steering wheel and shift knob to the doors and rear vanity mirror covers—creating an elegant look and a delightful feel.



c.

d. 4-zone climate control

Whether you're sitting in front or back, you can appreciate the individualized comfort of an advanced 4-zone climate control system that also works to filter out dust, pollen and odours. Multiple sensors can detect humidity, smog, the direction of the sun, and even which seats to focus on first, based on seat-belt usage.



d.

e. Dynamic multicontour front seats

Find ultimate relaxation in front seats that adjust pneumatically to your optimal level of support. There's even a refreshing massage feature to help soothe lower back muscles on long drives. The seats are also heated and Active Ventilated for superlative comfort any time of year.



e.



S 55 AMG Long-Wheelbase Sedan shown in Brilliant Silver metallic with optional Keyless Go.



A VISION OF VELOCITY.

If we were to tell you there exists a world-class luxury sedan infused with racecar technology and nearly half a thousand horsepower, would you believe it? The S 55 AMG offers convincing proof in just 4.8 seconds – the time it takes to rocket from zero to 100 km/h! The handcrafted V-8 is supercharged and intercooled for dominating performance. The Active Body Control (ABC) suspension has been honed to a sharper edge for even more precise handling. Add the aggressive look of AMG-design lower bodywork, new AMG 19" wheels² and four polished stainless-steel exhaust tips, and the S 55 is nothing short of mind-blowing.

a.

AMG 19" alloy wheels

The S 55 AMG rides with new staggered-width 19" two-piece AMG double-spoke alloy wheels in a Sterling Silver finish. Fitted with high-performance tires, these lightweight AMG wheels look as sharp as they turn.²

Race-bred AMG brakes

AMG-built objects in motion tend to stay in motion unless stopped by powerful AMG brakes. The S 55 takes physics to the extreme with huge 360-mm perforated discs with AMG 8-piston calipers in front, and 330-mm rear discs with 4-piston calipers.



b.
AMG-design instrumentation


We know what's on your mind. Amber needles sweep across exclusive AMG gauges, providing clear readings of speed and rpm, and an even clearer indication of your adrenaline level.

c.
Fingertip manual-mode shifting

Think fast, and the S 55 responds just as quickly with AMG SpeedShift™ programming, giving you up to 35% faster gear changes. Buttons behind the upper steering-wheel spokes allow you to upshift and downshift without ever removing your hands from the wheel.



S 55 AMG Long-Wheelbase Sedan shown in Charcoal with optional Distronic cruise control, power rear-window sunshade, and Keyless Go.



Just to sit inside the exhilarating S 55 AMG is enough to start your synapses firing on all cylinders. Throughout the cockpit, you'll find indications of the S 55's performance character – from an AMG-design steering wheel with raised thumbgrips and integrated manual shift buttons to rubber-studded stainless-steel-clad pedals and a 320-km/h speedometer.³ But to drive the S 55 is to really understand what AMG performance is all about. Soft Nappa leather-upholstered Drive-Dynamic front seats respond instantly to aggressive cornering by adapting the side bolsters for optimum support. Make a hard left and the right bolster instantly inflates. A hard right elicits an immediate response from the left side. And even while the S 55 AMG supports your habit for enthusiastic driving, it tends to your comfort with thoughtful features such as a standard 6-disc CD changer, digital Bose® surround sound system,⁴ and Active Ventilated front seats.

¹ Stated rate of acceleration is based upon manufacturer's track results and may vary depending upon model, environmental and road surface conditions, driving style, elevation and vehicle load. ² AMG 19" wheels and accompanying high-speed-rated tires provide substantially increased treadwear and reduced ride comfort compared to H-rated tires. Serious wheel and tire damage may occur if the vehicle is operated on rough or damaged road surfaces or upon encountering road debris or obstacles. ³ Please obey all speed laws. Top speed electronically limited to 250 km/h. ⁴ Surround sound provided for CD playback only.



A perfect match

The industry's first 7-speed automatic transmission creates an ideal relationship between you and the S 500, delivering power to the rear wheels with exceptional fluidity. In the S 430 and S 500 4MATIC™ models, the S 600 and the S 55 AMG, you'll find our versatile 5-speed automatic—further enhanced in the S 55 by AMG SpeedShift™ programming. Every S-Class transmission is driver-adaptive, matching its shift points to suit your driving style. Tapping the gear lever left or right engages Touch Shift, for manual-style control of shifts. Or hold the lever to the left for a second, and the transmission will automatically preselect the optimum gear for maximum acceleration. In the S 55 AMG, buttons on the steering-wheel spokes put manual-mode shifting right at your fingertips.

PRIME NUMBERS.

Add up all the state-of-the-art engineering and advanced technology that is built into each S-Class powertrain and the resulting numbers are sure to get your undivided attention. Engine blocks and cylinder heads are die-cast from aluminium alloy to reduce weight while improving overall balance. To enhance both performance and efficiency, a 3-valve-per-cylinder design incorporates integrated fuel injection and twin-spark ignition. The transmissions offer no fewer than five forward speeds and two selectable driving modes. There's no doubt, the numbers are inspiring. Even so, they don't even begin to compare to the S-Class driving experience.



S 600 twin-turbo V-12 engine

The S 600's tremendously powerful twin-turbo V-12 engine is quite literally twice the engine you'll find in many other cars. Acceleration is intense with a prodigious 493 hp, and 590 lb-ft of torque pouring on at only 1,800 rpm—barely off idle. Even with so much power to get excited over, this turbine-smooth V-12 keeps its cool with two liquid-to-air intercoolers and magnesium cylinder head covers.



S 55 AMG Kompressor V-8 engine

A single AMG technician assembles each supercharged V-8 engine by hand, selecting each component for ideal balance and minimal tolerances. Camshafts are aggressively profiled, and the helical supercharger is Teflon-coated and intercooled for massive thrust off the line. The aluminium pistons are forged for added strength, and the crankshaft is individually balanced for smoothness. The resulting masterpiece is a model of efficient power, producing an amazing 493 hp and 516 lb-ft of torque. So just who should you thank for that exhilarating rush? You'll find the individual technician's signature on the engine plate.

A close-up, low-angle shot of the front grille of a Mercedes-Benz car. The grille is dark and features a prominent silver Mercedes-Benz logo in the center. Above the logo, the words "Mercedes-Benz" are embossed in a classic serif font on a silver-colored plate. The grille has a series of horizontal slats and circular air vents on either side.


Mercedes-Benz

S430 4.3-litre V-8 and S500 5.0-litre V-8 engines

Both of the normally aspirated S-Class engines—the S430's 4.3-litre V-8 and the S500's 5.0-litre V-8—offer an inspired blend of power and refinement. Acceleration in the S430 is brisk, with an impressive 275 hp and 295 lb-ft of torque, while the S500 welcomes green lights with 302 peak hp at 5,600 rpm and a healthy 339 lb-ft of torque. Each engine makes passing a breeze, with a broad torque band that delivers power when you need it most.

FORWARD THINKING.

S 430 and S 500 4MATIC™ models offer enhanced confidence and maximum driving enjoyment in virtually any weather conditions. A fully automatic, full-time all-wheel drive system, 4MATIC works seamlessly with our Electronic Stability Program (ESP), enhancing the all-wheel advantage through curves in rain, snow or even sun. 4MATIC also incorporates our 4-wheel Electronic Traction System (4-ETS), which monitors each wheel for the first sign of slippage, and can individually brake slipping wheels to maintain the balance of power, or reduce excess torque. By continuously ensuring that power goes to the wheels with grip, 4MATIC can even help get you going even if only one wheel has traction! In addition to their remarkable handling prowess, 4MATIC models are further distinguished by unique 7-spoke alloy wheels.



S 430 4MATIC Long-Wheelbase Sedan shown in Brilliant Silver metallic.



Active Body Control (ABC)

ABC allows you a driving experience you simply cannot find elsewhere, providing an ideal balance of ride and handling, and is capable of cornering with virtually no body roll. Standard on the S 55 AMG and S 600, and optional on the rear-wheel-drive S 500, ABC uses a system of sensors and electronically controlled high-pressure hydraulics to instantly counteract the forces of vibration, pitch, dive, squat and roll. Self-levelling, automatic-lowering ABC even lets you raise the ride height for added clearance on rutted roads or in deep snow.



ONE WITH THE ROAD.

It's not enough that the premier luxury sedan offers a smooth, comfortable ride. As a benchmark performance sedan, the S-Class must also provide responsive handling and tenacious grip. It starts with a 4-link independent front suspension on every rear-wheel-drive S-Class. We add to this foundation the corner-taming technology of our Electronic Stability Program (ESP). And to further achieve an ideal balance of responsive handling and refined road manners, we've developed Airmatic air suspension. Standard on the S 430 and S 500 models, Airmatic uses electronically controlled air springs to keep the

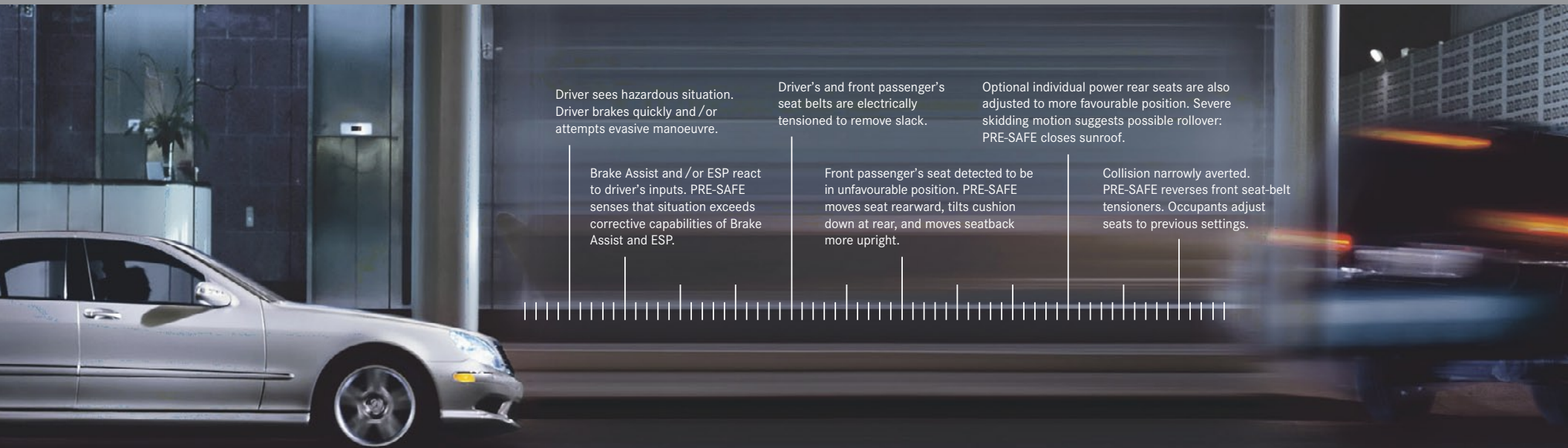
ride composed and the handling crisp. At higher speeds, the suspension automatically lowers the car, improving the aerodynamics and fuel efficiency. And automatic 4-wheel level control responds to cargo and passenger loads, a benefit you'll appreciate on your next airport run. This advanced system even senses changes in the road surface and instantly adjusts each wheel's suspension for exceptional cornering prowess and ride comfort. And to give you a custom-tailored driving experience, you can select from three damping profiles: a Comfort mode and two Sport modes.

PUTTING YOU FIRST.

It happens when you least expect it. And even though you can't predict an accident, you can prepare for one. It's something Mercedes-Benz has been doing for over half a century – and continues to drive us to remain at the forefront of automotive safety today. Our integrated approach to safety starts by optimizing your ability to stay out of harm's way, with responsive handling and features such as our pioneering Electronic Stability Program (ESP) and emergency-sensing Brake Assist. When a collision is simply unavoidable, the S-Class is prepared to help protect you with a robust structure, advanced safety technologies and the most standard air bags in its class. And if you want to see the future of safety – PRE-SAFE® – you can find it in the S-Class, today. You might not know what lies ahead, but you can drive confidently knowing your S-Class considers your welfare its most important priority.

PRE-SAFE

The theory of relativity says that, as we approach the speed of light, time actually slows down. Unfortunately, when an accident looks likely, time flashes by quickly. And even though a 2006 S-Class can do some amazing things, it's still bound by the laws of physics. While we never recommend breaking laws, with PRE-SAFE – a revolution in automotive safety – it might seem that we can bend them to make incredibly good use of the precious moments before a possible collision. PRE-SAFE uses sensors from two of the active safety systems already in every S-Class – Brake Assist and our Electronic Stability Program. If system sensors detect certain vehicle circumstances suggesting a possible impact, PRE-SAFE takes action to help protect you before it occurs. Electric tensioners snug up the seat belts of the belted front-seat occupants. PRE-SAFE adjusts the occupied front passenger's seat to a more favourable position for air-bag and seat-belt effectiveness. And should severe skidding motion predict that a rollover is likely, PRE-SAFE closes the sunroof. If there is no accident, all the better. The seat-belt tensioners reverse. You readjust your seats. Open the sunroof. Take a breath. And be thankful that, while many things in theory may be relative, our commitment to your safety is an absolute.



Active Safety

To help you avoid an accident:

- Electronic Stability Program (ESP)
- 4-wheel multilink suspension
- 4-wheel disc brakes with ABS and Brake Assist

Passive Safety

To help protect you in an accident:

- Reinforced body structure
- Seat-belt Emergency Tensioning Devices
- Seat-belt force limiters
- A head restraint for every occupant
- Adaptive dual-stage front air bags
- Four side-impact air bags
- Head Protection Curtains
- Tele Aid system

Advanced seat belts

All four outboard seat belts feature Emergency Tensioning Devices (ETDs), which help remove seat-belt slack in a sufficiently severe front or rear impact, and belt force limiters, which can help reduce the peak deceleration forces on belted occupants.



Rollover sensor

If your S-Class senses a rollover, it will automatically deploy the seat-belt Emergency Tensioning Devices (ETDs) to help hold the occupants in place, and if deemed necessary, inflate the Head Protection Curtains.



Eight standard air bags

Every S-Class provides the 10-way protection of eight standard air bags, including adaptive dual-stage front air bags, four side-impact air bags, and Head Protection Curtains along the side windows for all four outboard occupants!



Side-impact protection

Reinforced doors, door sills, floorpan, roof and dashboard supports in every S-Class are part of an integrated safety structure that affords formidable side-impact protection.

High-strength/low-alloy steel

HSLA steel is used in critical areas throughout the S-Class body shell, to help create an exceptionally rigid structure designed to maximize integrity and minimize chassis flex for improved handling precision.



Advanced crumple zones

Front and rear crumple zones feature full-width crossmembers. An ellipsoidal front bulkhead helps transfer some impact energy around the cabin, and staggered underhood components are designed not to stack up as the front zone deforms.

Tele Aid

The Tele Aid system uses GPS satellites plus a digital cellular link to provide live assistance at the touch of any of three buttons in your S-Class. If you need help—or see someone who does—the SOS button is for summoning emergency aid. Press the *i*-button for information. And the wrench button connects you to our legendary Roadside Assistance. Tele Aid also includes Automatic Collision Notification, which engages the SOS function if an air bag or Emergency Tensioning Device (ETD) deploys, as well as stolen vehicle tracking and remote keyless unlocking service?



1 WARNING: THE FORCES OF A DEPLOYING AIR BAG CAN CAUSE SERIOUS OR FATAL INJURY TO A CHILD UNDER AGE 13. THE SAFEST SEATING POSITION FOR YOUR CHILD IS IN THE REAR SEAT, BELTED INTO AN APPROPRIATE, PROPERLY INSTALLED CHILD SEAT, OR CORRECTLY WEARING A SEAT BELT IF TOO LARGE FOR A CHILD SEAT. **WITH BABYSMART SYSTEM, A CHILD UNDER 13 MUST NOT USE THE FRONT SEAT** UNLESS THE CHILD IS BELTED INTO AN APPROPRIATE, PROPERLY INSTALLED **BABYSMART-COMPATIBLE** CHILD SEAT AND THE "PASSENGER AIR BAG OFF" INDICATOR REMAINS ILLUMINATED. At time of press, the toddler seat (for children 9–18 kg) is not approved for use in Canada. **SEE OPERATOR'S MANUAL** FOR ADDITIONAL WARNINGS AND INFORMATION ON AIR BAGS, SEAT BELTS AND CHILD SEATS. **2** First year's monitoring provided at no cost with subscription. Subscription is required for service to be active. Tele Aid operates only where cellular and Global Positioning System coverage are available. Owner must authorize stolen vehicle tracking and file a police report.

PREMIUM CHOICES.



a.

a. Leather and wood trimmed steering wheel and shift knob
Enhance the beauty of your S 500 with this elegant blend of soft leather and rich wood trim on the steering wheel and shift knob (standard on the S 600). They're available to match the Burl Walnut or optional Chestnut wood of your car's interior.

b. Drive-Dynamic front seats
Standard on the S 55 AMG and optional on all other S-Class models, these seats feature air chambers within the left and right seat bolsters that automatically inflate and deflate while cornering, helping keep you in position with optimum lateral support.



b.

As the benchmark of luxury sedans, the S-Class has always been at the forefront of automotive innovation. So it should come as no surprise that among the vast array of standard and optional features, you'll find numerous technologies pioneered by Mercedes-Benz. Experience Distronic, the industry's first adaptive cruise control that automatically monitors and maintains your speed and following distance.¹ Or find ultimate support in the world's first Drive-Dynamic front seats.




c.



c.

c. Electronic trunk closer
This convenient option allows you to fully open and close the trunk via a pushbutton on the driver's interior door panel. You can also close the lid from an additional button on the underside of the open trunk lid, or open it with the SmartKey remote.



d.

d. Active Ventilated seats
Standard on the S 600 and S 55 AMG, and optional on the S 430 and S 500, these comfort-enhancing front seats can circulate air through perforations in the upholstery via miniature internal fans, or provide two levels of relaxing heat.



e.

e. Bi-Xenon headlamps
Optional on S 430 and standard on all other S-Class models, Bi-Xenon low-beam and high-beam headlamps more closely approximate natural daylight for enhanced clarity. High-pressure washers help keep your headlamps at their peak of performance.



f.

f. Heated steering wheel
With the twist of a knob, the heated leather steering-wheel rim can rapidly comfort cold hands with soothing warmth. It's optional on the S 430, S 500 and S 600 models.

¹ Distronic adaptive cruise control is no substitute for active driving involvement. It does not react to stationary objects, nor recognize or predict the curvature and lane layout of the road or the movement of vehicles ahead, and it can only apply a maximum of 20% of vehicle braking power. It is the driver's responsibility at all times to be attentive to traffic and road conditions, and to provide the steering, braking and other driving inputs necessary to retain control of the vehicle.

g.
Keyless Go

This optional system lets you unlock or lock your car with the touch of the outside door handle—without removing the SmartKey from your pocket or purse. Start-up is equally easy: Put your foot on the brake, tap the top of the gearshift, and you're ready to take off.

h.
Tire-pressure monitoring system

This option monitors the air pressure and temperature of the four mounted tires and alerts you via the in-dash message centre if any tire's pressure is not within a specified range.

i.
Rear side-window sunshades

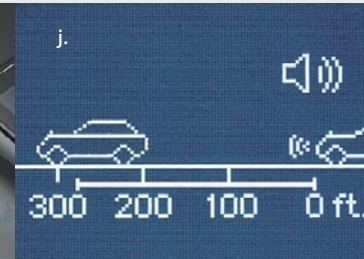
Combined with the optional power rear sunshade, these optional fine-mesh manual roller blinds help keep the cabin cooler while providing added privacy for your rear-seat passengers.

j.
Distronic

Optional DISTRONIC¹—the first adaptive cruise control system—monitors the distance of vehicles ahead and responds to help maintain your set speed and following distance automatically.

k.
4-zone climate control

Individualized comfort can be yours with 4-zone climate control, standard on the S 600 and optional on all other S-Class models. The system includes rear-cabin controls with a digital display, separate left and right temperature selectors, and automatic blower control.



l.
Parktronic

The Parktronic system—standard on the S 600 and S 55 AMG and optional on all other models—can help you “see” obstacles that might be outside of your sightlines when you’re parking in tight spaces. When ultrasonic sensors in the front and rear bumpers detect nearby objects in their field of view, audible signals and illuminated displays on the dash and in the rear cabin help you manoeuvre with confidence.

PEAK FORM.



AMG Sport Package

An S 430, S 500 or S 600 with the optional AMG Sport Package makes its presence felt with a cadre of stimulating exterior enhancements. An aggressive AMG-design front air dam with mesh air intakes adds bold emphasis to the flowing S-Class design. Along the profile, deep side sills flow into a sculpted rear apron. At each corner, 18" AMG thin-spoke monoblock wheels (new AMG polished double-spoke design on S 500 rear-wheel-drive model, shown at right) wear high-performance tires¹ – to grab the road, along with plenty of admiring looks. It's a message that's swiftly understood by even the most casual observer.



¹ AMG 18" wheels and accompanying high-speed-rated tires provide substantially increased treadwear and reduced ride comfort compared to H-rated tires. Serious wheel and tire damage may occur if the vehicle is operated on rough or damaged road surfaces or upon encountering road debris or obstacles. 4MATIC models equipped with AMG Sport Package feature four same-size wheels and tires.

designo

PREMIER APPEARANCE.

Any drive in an S-Class is a first-class affair. To enhance the experience, we offer our *designo* palette of exquisite leathers, hand-selected woods and exotic exterior colours. Enjoy the rich look and feel of glove-soft hand-fitted Nappa leather or lustrous *designo* wood trim that is individually selected for harmonious appearance and hand-finished to give you true old-world craftsmanship. Choose from an extensive array of handsome exterior paint colours. Select whichever *designo* leather, wood and paint you wish – each element is brought together under the expert eye and skilled hand of a master craftsman – to create an S-Class that is truly a reflection of you.



S500 Long-Wheelbase Sedan shown in *designo* Silver metallic.



THE FIRST NAME IN SERVICE.

The innovative spirit that drives us to create the world's finest vehicles is directly reflected in an impressive selection of owner benefits. Consider the 24-hour Mercedes-Benz Roadside Assistance Program, the first of its kind. Our Flexible Service System lets you go farther than ever between scheduled oil changes. Customer Service can provide answers to questions about your vehicle. When we invented the first car in 1886, we also created the first car owner. For nearly 120 years, it's been our passion to ensure that driving a Mercedes-Benz remains an experience that's second to none.

24-hour Roadside Assistance

During the basic warranty coverage of 48 months and the time duration of the optional Extended Limited Warranty, Mercedes-Benz Roadside Assistance will be at your service. We'll bring you some gas, replace a flat tire with your spare, or jump-start your car. In the event of a mechanical breakdown, if attempts by our Roadside Assistance technician have not made your vehicle safely operable, towing service will be provided to the nearest Mercedes-Benz dealership. Assistance is available 24 hours a day, every day, to anyone driving a Mercedes-Benz anywhere in Canada or the continental U.S.!

Wear and tear coverage

For 24 months or 40,000 km (whichever comes first) many items normally considered "wear and tear," such as light bulbs, wiper blade refills, and brake pads and discs, are covered. If necessary, an authorized Mercedes-Benz dealer will replace these parts at no charge to you.

Customer service

Owning a Mercedes-Benz means that when you have a question, we're here to help. Customer Service is open from 9 a.m. to 5 p.m. EST, Monday through Friday, and is staffed with knowledgeable Mercedes-Benz people who can talk you through the finer points of working your car's audio system—or even assist you in locating the nearest Mercedes-Benz dealership. Just call 1-800-387-0100. It's that simple.

Mercedes-Benz warranties

The Mercedes-Benz New Car Limited Warranty covers defects in materials or workmanship for 48 months or 80,000 km, whichever occurs first. To widen your window of confidence, you can opt for a Mercedes-Benz Extended Limited Warranty as well.²

Time for basic maintenance?

Ask your S-Class.

No two drivers are the same. That's why the Flexible Service System in your S-Class monitors certain indicators of oil condition, engine loads, rpm, operating temperatures and your driving habits to determine when basic maintenance is really necessary.³ Then a display on the dash reminds you to contact your Mercedes-Benz dealer for an appointment. So you can spend less time servicing your S-Class and more time enjoying your life.

Genuine Mercedes-Benz parts

Your dealer has access to a vast inventory of parts for both new and vintage Mercedes-Benz vehicles. And we've made a nationwide effort to encourage our dealers to keep parts and labour prices competitive with those of independent garages.

Trip interruption reimbursement

If a breakdown covered by your New Car Limited Warranty occurs more than 80 km from your home, leaves your Mercedes-Benz vehicle inoperable or unsafe to drive, and requires overnight repairs, we've got you covered. You will be reimbursed up to \$500 for hotel accommodations and up to \$600 for alternate travel expenses per incident while your car is being repaired at an authorized Mercedes-Benz dealership.

Alternate transportation

Your life doesn't have to get put on hold just because it's time for service or maintenance on your car. That's why your Mercedes-Benz dealer always endeavours to provide you with alternate transportation when you drop off your vehicle for service.⁴

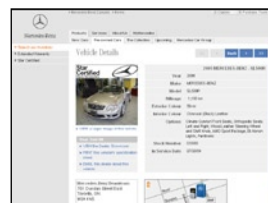
FIRSTHAND KNOWLEDGE.

Looking for more Mercedes-Benz information? Visit mercedes-benz.ca to open an online window to Mercedes-Benz Canada. Get information about any model, including financing and leasing options, upcoming vehicles, or purchase Mercedes-Benz The Collection gifts and personal accessories. Our website also offers details about the Mercedes-Benz Extended Limited Warranty, Customer Care, and the history of Mercedes-Benz. There's a world of information, but only one address to remember: mercedes-benz.ca.



Build your own

Customize your vehicle with options, choose colours, and then save it as part of your personal profile. You can even send the configuration to your local dealer.



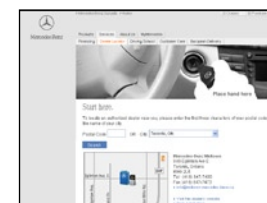
Pre-owned search

Instantly access and compare, in terms of price, mileage, and year, pre-owned Mercedes-Benz vehicles. It's the most comprehensive collection of Star Certified vehicles anywhere.



Purchase tools

Find the Mercedes-Benz that's best for you based on performance, price, and body style. Schedule a test drive, learn more about a model, and explore financing and leasing options.



Locate a dealer and book a test drive

Find your nearest dealer—or any dealer—and book a test drive. Our handy locator features detailed maps and a city or postal code search.

mercedes-benz.ca

| ENGINE | S 430 4MATIC SEDANS | S 500 LONG-WHEELBASE SEDANS | S 55 AMG LONG-WHEELBASE SEDAN | S 600 LONG-WHEELBASE SEDAN |
|---|---|---|---|--|
| Engine type | 4,266-cc SOHC 24-valve 90° V-8. | 4,966-cc SOHC 24-valve 90° V-8. | 5,439-cc AMG-built intercooled supercharged SOHC 24-valve 90° V-8. | 5,513-cc intercooled twin-turbocharged SOHC 36-valve 60° V-12. |
| Construction | High-pressure die-cast alloy cylinder block. Alloy heads. | High-pressure die-cast alloy cylinder block. Alloy heads. | High-pressure die-cast alloy cylinder block. Alloy heads. Lightweight camshafts. Reinforced engine block, oil pan structure, pistons, connecting rods, valvetrain and crankshaft. | Two-piece high-pressure die-cast alloy cylinder block. Alloy heads and pistons. Die-cast magnesium cylinder head covers. |
| Net power | 275 hp @ 5,750 rpm | 302 hp @ 5,600 rpm | 493 hp @ 6,100 rpm | 493 hp @ 5,000 rpm |
| Net torque | 295 lb-ft @ 3,000–4,400 rpm | 339 lb-ft @ 2,700–4,250 rpm | 516 lb-ft @ 2,750–4,000 rpm | 590 lb-ft @ 1,800–3,500 rpm |
| Compression ratio | 10.0:1 | 10.0:1 | 9.0:1 | 9.0:1 |
| Induction | Magnesium 2-stage resonance intake manifold increases intake runner length at lower rpm for improved response. | | Helical high-pressure supercharger with liquid-to-air intercooler. | Twin turbochargers (one per cylinder bank, integrated in exhaust manifolds) with liquid-to-air intercoolers. |
| Fuel and ignition system | ME 2.8 engine management. Integrated sequential multipoint fuel injection and phased twin-spark ignition includes individual cylinder control of fuel spray, spark timing and phase, and antiknock. Electronic throttle. Two high-energy ignition coils and two spark plugs per cylinder, with 160,000-km spark plug intervals (96,000 km on S600). | ME 2.8 engine management. | ME 2.8 engine management. | ME 2.71 engine management. |
| Fuel requirement | Premium unleaded , 91 pump octane. | Premium unleaded , 91 pump octane. | Premium unleaded , 91 pump octane. | Premium unleaded , 91 pump octane. |
| Fuel tank capacity | 88.0 litres (with 11.0-litre reserve). | 88.0 litres (with 11.0-litre reserve). | 88.0 litres (with 11.0-litre reserve). | 88.0 litres (with 11.0-litre reserve). |
| DRIVETRAIN | | | | |
| Transmission type | 5-speed automatic. | 7-speed automatic (S500) or 5-speed automatic (S500 4MATIC™). | AMG-enhanced 5-speed automatic. | 5-speed automatic. |
| Driver-adaptive control Touch Shift Shift into Optimum Gear Comfort mode | Electronically controlled shifting. Driver-adaptive programming adjusts shift points to the driver's current driving style. Touch Shift allows driver to manually downshift and allow upshifts by nudging the shift lever left or right from the Drive position. Shift into Optimum Gear programming allows one-touch selection of the best gear for maximum acceleration or engine braking by holding the shift lever to the left of Drive for one second. Driver-selectable Comfort mode starts vehicle moving in 2nd gear or a second Reverse gear, and upshifts at lower rpm, to help improve control on slippery surfaces. | | | |
| AMG SpeedShift and fingertip manual mode | Not available. | Not available. | Standard. | Not available. |
| Drive configuration | 4MATIC all-wheel drive. | Rear-wheel drive or 4MATIC all-wheel drive. | Rear-wheel drive. | Rear-wheel drive. |
| Rear axle ratio | 3.07:1 | 2.82:1 (3.07:1 on S500 4MATIC) | 2.65:1 | 2.65:1 |
| TRACTION / STABILITY | | | | |
| Electronic Stability Program (ESP) | ESP compares the driver's intended course, via steering and braking inputs, to the vehicle's response, via lateral acceleration, rotation (yaw) and individual wheel speeds. ESP then brakes individual front or rear wheels and/or reduces excess engine power as needed to help correct understeer (plowing) or oversteer (fishtailing). ESP also integrates all-speed traction control, which senses drive-wheel slip under acceleration and individually brakes the slipping wheel or wheels, and/or reduces excess engine power, until control is regained! | | | |
| 4MATIC all-wheel drive with 4-wheel Electronic Traction System (4-ETS) | Standard. 4MATIC features a permanent 40/60 front/rear torque split maintained via a planetary centre differential. 4-ETS monitors the speed of all four wheels to detect wheel slip, then applies individual brakes as needed to provide the effect of locking the front, rear and/or centre differentials, and/or reduces excess engine power. 4-ETS continually balances the torque split to ensure that power is permitted to flow to the wheel(s) with traction. 4MATIC also incorporates the functions of ESP! | Available. | Not available. | Not available. |
| PERFORMANCE | | | | |
| Acceleration ² : 0–100 km | 7.4 seconds | 6.3 seconds (S500 Sedan) 6.5 seconds (S500 4MATIC Sedan) | 4.8 seconds | 4.8 seconds |
| Fuel economy ³ city–highway estimate | 14.2–9.7 l/100 km | 14.7–9.1 l/100 km (S500 Sedan) 15.0–10.0 l/100 km (S500 4MATIC Sedan) | 16.1–9.9 l/100 km | 18.9–11.6 l/100 km |

1 No system, regardless of how advanced, can overcome physics or correct careless driving. Please always wear your seat belt. Performance is limited by available traction, which snow, ice and other conditions can affect. Always drive carefully, consistent with conditions. Best performance in snow is obtained with winter tires. 2 Stated rates of acceleration are based upon manufacturer's track results and may vary depending upon model, environmental and road surface conditions, driving style, elevation and vehicle load. 3 These estimates are based on the Government of Canada's approved criteria and testing methods. The actual fuel consumption of this vehicle may vary. Refer to the *Fuel Consumption Guide*. 4 Please obey all speed laws. Top speed electronically limited to 250 km/h. 5 AMG 18" and 19" wheels and accompanying high-speed-rated tires provide substantially increased treadwear and reduced ride comfort compared to H-rated tires. Serious wheel and tire damage may occur if the vehicle is operated on rough or damaged road surfaces or upon encountering road debris or obstacles. 6 Z-rated tires are optimized for performance driving and may provide reduced ride comfort, increased tire noise, substantially increased treadwear and greater susceptibility to damage compared with H-rated tires. 7 Braking effectiveness also depends on proper brake system maintenance, and tire and road conditions.

| S 430 SEDANS | S 500 SEDANS | S 55 AMG SEDAN | S 600 SEDAN | |
|----------------------------|--------------------------|--------------------------|--------------------------|---|
| EXTERIOR APPEARANCE | | | | |
| <input type="checkbox"/> | <input type="checkbox"/> | <input type="checkbox"/> | <input type="checkbox"/> | AMG-design front air dam with mesh air intakes, side skirts and rear apron. |
| - | - | - | - | Dual chrome exhaust tips. |
| - | - | - | - | Four polished stainless-steel exhaust tips. |
| EXTERIOR FEATURES | | | | |
| <input type="checkbox"/> | <input type="checkbox"/> | <input type="checkbox"/> | <input type="checkbox"/> | Power tilt/sliding tinted glass sunroof with one-touch express-open/close and memory. |
| <input type="checkbox"/> | <input type="checkbox"/> | <input type="checkbox"/> | <input type="checkbox"/> | Dual power mirrors, linked to driver's seat memory and automatically heated. Auto-dimming left-side mirror. |
| <input type="checkbox"/> | <input type="checkbox"/> | <input type="checkbox"/> | <input type="checkbox"/> | Power fold-in for side mirrors. Driver-programmable automatic folding feature retracts side mirrors upon remote-locking of car, and folds mirrors out when car is unlocked and a front door is opened. |
| <input type="checkbox"/> | <input type="checkbox"/> | <input type="checkbox"/> | <input type="checkbox"/> | Parking-assist right-side mirror can be programmed to tilt down upon shifting to Reverse. |
| <input type="checkbox"/> | <input type="checkbox"/> | <input type="checkbox"/> | <input type="checkbox"/> | Electrically heated rear window with auto-shutoff based on time, driving speed and outside temperature. |
| <input type="checkbox"/> | <input type="checkbox"/> | <input type="checkbox"/> | <input type="checkbox"/> | Dual aero-blade windshield wipers. |
| <input type="checkbox"/> | <input type="checkbox"/> | <input type="checkbox"/> | <input type="checkbox"/> | Heated washer system, including nozzles, lines and reservoir. Heated wiper parking position. |
| <input type="checkbox"/> | <input type="checkbox"/> | <input type="checkbox"/> | <input type="checkbox"/> | Infrared rain sensor automatically adjusts wiper speed and intermittent wiper frequency from infinite delay to constant wiping, based on amount of rainfall measured on windshield. |
| <input type="checkbox"/> | <input type="checkbox"/> | <input type="checkbox"/> | <input type="checkbox"/> | Infrared-reflective glass helps reduce radiant heat penetration. |
| <input type="checkbox"/> | <input type="checkbox"/> | <input type="checkbox"/> | <input type="checkbox"/> | Laminated side glass helps reduce UV penetration. |
| EXTERIOR LIGHTING | | | | |
| <input type="checkbox"/> | <input type="checkbox"/> | <input type="checkbox"/> | <input type="checkbox"/> | Variable-focus halogen headlamps with projector low beams and clear high-impact polycarbonate lenses. |
| <input type="checkbox"/> | <input type="checkbox"/> | <input type="checkbox"/> | <input type="checkbox"/> | Bi-Xenon High Intensity Discharge low-beam and high-beam headlamps with automatic level control, halogen auxiliary high beams, clear high-impact polycarbonate lenses, and heated washers. |
| <input type="checkbox"/> | <input type="checkbox"/> | <input type="checkbox"/> | <input type="checkbox"/> | Halogen front foglamps. Single red rear foglamp, integrated in left taillamp cluster. |
| <input type="checkbox"/> | <input type="checkbox"/> | <input type="checkbox"/> | <input type="checkbox"/> | Driver-programmable Daytime Running Lamps illuminate low-beam headlamps at reduced intensity (full intensity for optional Bi-Xenon lamps) in daylight, with auto-on override in darkness. |
| <input type="checkbox"/> | <input type="checkbox"/> | <input type="checkbox"/> | <input type="checkbox"/> | Automatic lamp substitution uses a nearby lamp if a critical bulb fails. |
| <input type="checkbox"/> | <input type="checkbox"/> | <input type="checkbox"/> | <input type="checkbox"/> | Touch Turn Signals flash three times with one touch of turn-signal lever, for lane-changing. Auxiliary LED turn signal indicators are integrated with side mirror housings. |
| LOCKING / SECURITY | | | | |
| <input type="checkbox"/> | <input type="checkbox"/> | <input type="checkbox"/> | <input type="checkbox"/> | SmartKey uses an electronic code to unlock the gearshift and ignition. Removing SmartKey from ignition disables engine computer to help prevent unauthorized starting. |
| <input type="checkbox"/> | <input type="checkbox"/> | <input type="checkbox"/> | <input type="checkbox"/> | SmartKey remote control integrates: door lock/unlock buttons, trunk opener, removable valet key, and panic alarm. Driver may selectively unlock only the driver's door and fuel filler, or all doors plus the trunk/taillamp and fuel filler. |
| <input type="checkbox"/> | <input type="checkbox"/> | <input type="checkbox"/> | <input type="checkbox"/> | SmartKey remote locking uses redundant infrared and radio-frequency signals for improved range, and rolling-code signal for protection from transmitter cloning. |
| <input type="checkbox"/> | <input type="checkbox"/> | <input type="checkbox"/> | <input type="checkbox"/> | SmartKey offers infrared-remote opening/closing of windows and sunroof, and can turn on Active Ventilated front seats, ² from outside the car. |
| <input type="checkbox"/> | <input type="checkbox"/> | <input type="checkbox"/> | <input type="checkbox"/> | Driver-programmable user-recognition feature links each SmartKey to driver's preferences (up to three individual users per car) for driver's seat memory settings (all three presets, including steering column and outside mirror positions) and various climate control settings. |
| <input type="checkbox"/> | <input type="checkbox"/> | <input type="checkbox"/> | <input type="checkbox"/> | Driver-programmable driveaway locking can automatically lock all the doors when the car reaches 15 km/h. |
| <input type="checkbox"/> | <input type="checkbox"/> | <input type="checkbox"/> | <input type="checkbox"/> | Night security illumination uses the car's exterior lights to help illuminate a path after parking. Driver-programmable intervals allow lights to stay on for 60, 45, 30 or 15 seconds, or not at all. |
| <input type="checkbox"/> | <input type="checkbox"/> | <input type="checkbox"/> | <input type="checkbox"/> | Locator lighting uses the car's lights to help light a return path when the car is remote-unlocked in darkness. Unlocking car activates illuminated entry system, which includes interior lighting, plus entrance lamps in all four doors and underneath outside mirrors. |
| <input type="checkbox"/> | <input type="checkbox"/> | <input type="checkbox"/> | <input type="checkbox"/> | Automatic anti-theft alarm system with towaway protection, remote panic feature, and automatic notification via Tele Aid. |
| <input type="checkbox"/> | <input type="checkbox"/> | <input type="checkbox"/> | <input type="checkbox"/> | Pneumatic door closing assist (standard on S 430 4MATIC™ LWB Sedan). |
| <input type="checkbox"/> | <input type="checkbox"/> | <input type="checkbox"/> | <input type="checkbox"/> | Emergency trunk release, located inside trunk and illuminated for 60 minutes after trunk lid is closed. |
| <input type="checkbox"/> | <input type="checkbox"/> | <input type="checkbox"/> | <input type="checkbox"/> | Integrated 3-button garage door control, compatible with HomeLink® components and some other systems. |

■ STANDARD
 OPTIONAL
 - NOT AVAILABLE

| S 430 SEDANS | S 500 SEDANS | S 55 AMG SEDAN | S 600 SEDAN | |
|---------------------------|--------------------------|--------------------------|--------------------------|---|
| INTERIOR FEATURES | | | | |
| <input type="checkbox"/> | <input type="checkbox"/> | <input type="checkbox"/> | <input type="checkbox"/> | Multifunction steering wheel provides convenient, additional controls for basic functions of audio system and phone, ² plus operation of multifunction display (see Instrumentation, page 25). |
| <input type="checkbox"/> | <input type="checkbox"/> | <input type="checkbox"/> | <input type="checkbox"/> | Fingertip shift buttons behind steering-wheel spokes. |
| <input type="checkbox"/> | <input type="checkbox"/> | <input type="checkbox"/> | <input type="checkbox"/> | Power windows, all with one-touch express-up/down. |
| <input type="checkbox"/> | <input type="checkbox"/> | <input type="checkbox"/> | <input type="checkbox"/> | Power rear-window sunshade, with one-touch express-up/down. |
| <input type="checkbox"/> | <input type="checkbox"/> | <input type="checkbox"/> | <input type="checkbox"/> | Auto-dimming rearview mirror. |
| <input type="checkbox"/> | <input type="checkbox"/> | <input type="checkbox"/> | <input type="checkbox"/> | 4-way (tilt/telescoping) power steering column, position linked to driver's seat memory. |
| <input type="checkbox"/> | <input type="checkbox"/> | <input type="checkbox"/> | <input type="checkbox"/> | Driver-programmable easy-exit feature can move driver's seat rearward and/or raise steering column when SmartKey is removed from ignition, and restore positions when key is reinserted. |
| <input type="checkbox"/> | <input type="checkbox"/> | <input type="checkbox"/> | <input type="checkbox"/> | Electronic cruise control, with digital readout of selected speed in multifunction display upon engagement. |
| <input type="checkbox"/> | <input type="checkbox"/> | <input type="checkbox"/> | <input type="checkbox"/> | Automatic ambient lighting provides gentle illumination while driving in darkness to the console, door handles and all four footwells. Courtesy lamps with programmable fade-out time. Entrance lamps in all four doors. |
| <input type="checkbox"/> | <input type="checkbox"/> | <input type="checkbox"/> | <input type="checkbox"/> | Four illuminated vanity mirrors (in sun visors and in rear-cabin ceiling). Front mirrors include both magnifying and standard lenses. Dual front reading lamps. Dual rear reading lamps. |
| <input type="checkbox"/> | <input type="checkbox"/> | <input type="checkbox"/> | <input type="checkbox"/> | Front centre armrest with two-level enclosed storage and dual cupholders. Lower compartment is illuminated and includes a climate-control air outlet. Illuminated glovebox. |
| <input type="checkbox"/> | <input type="checkbox"/> | <input type="checkbox"/> | <input type="checkbox"/> | Folding rear centre armrest with enclosed storage and dual cupholders. Magazine pockets on front seatbacks. Pockets in all doors. Parcel net in right front footwell. |
| <input type="checkbox"/> | <input type="checkbox"/> | <input type="checkbox"/> | <input type="checkbox"/> | Illuminated, carpeted trunk with tie-down hooks. |
| CLIMATE CONTROL | | | | |
| <input type="checkbox"/> | <input type="checkbox"/> | <input type="checkbox"/> | <input type="checkbox"/> | Dual-zone CFC-free automatic climate control with individual left and right electronic controls for temperature and airflow direction, with dual automatic modes and a selectable automatic mode for the centre dash vents. |
| <input type="checkbox"/> | <input type="checkbox"/> | <input type="checkbox"/> | <input type="checkbox"/> | 4-zone climate control, with all features of dual-zone system plus an additional rear-cabin control panel. |
| <input type="checkbox"/> | <input type="checkbox"/> | <input type="checkbox"/> | <input type="checkbox"/> | Adjustable high-flow/low-draft vents in dash, front doors and rear of console, and adjacent to rear doors. |
| <input type="checkbox"/> | <input type="checkbox"/> | <input type="checkbox"/> | <input type="checkbox"/> | REST mode can ventilate cabin or help keep cabin warmer using residual heat for up to 30 minutes after car is turned off. (4-zone climate control includes individual front and rear REST modes.) |
| <input type="checkbox"/> | <input type="checkbox"/> | <input type="checkbox"/> | <input type="checkbox"/> | Electrostatic dust and pollen filter. |
| <input type="checkbox"/> | <input type="checkbox"/> | <input type="checkbox"/> | <input type="checkbox"/> | Activated charcoal filter with smog-sensing automatic recirculation of filtered cabin air. |
| <input type="checkbox"/> | <input type="checkbox"/> | <input type="checkbox"/> | <input type="checkbox"/> | Sun sensor helps compensate for the effects of directional sunlight on the occupants. |
| <input type="checkbox"/> | <input type="checkbox"/> | <input type="checkbox"/> | <input type="checkbox"/> | Humidity/dewpoint sensor helps reduce window fogging during humid weather, and helps prevent overdrying of cooled air. |
| <input type="checkbox"/> | <input type="checkbox"/> | <input type="checkbox"/> | <input type="checkbox"/> | Tunnel mode offers one-touch closing of all windows, the sunroof and cabin air intake by pressing and holding the air-recirculation button. Pressing button again restores previous window and sunroof positions. |
| <input type="checkbox"/> | <input type="checkbox"/> | <input type="checkbox"/> | <input type="checkbox"/> | Seat-belt usage sensors allow climate control to focus first on occupied seating positions. |
| AUDIO / TELEMATICS | | | | |
| <input type="checkbox"/> | <input type="checkbox"/> | <input type="checkbox"/> | <input type="checkbox"/> | COMMAND-DVD Cockpit Management and Data system integrates: DVD-based navigation (see below). AM/FM stereo/weatherband radio. In-dash single-CD player. Controls for trunk-mounted 6-disc CD changer and phone? ² A 16.5-cm colour-LCD in-dash screen. Ten mode-dependent soft keys alongside screen for easy access to commands and on-screen menus. |
| <input type="checkbox"/> | <input type="checkbox"/> | <input type="checkbox"/> | <input type="checkbox"/> | Fibre-optic network offers precise, high-speed communication among components. |
| <input type="checkbox"/> | <input type="checkbox"/> | <input type="checkbox"/> | <input type="checkbox"/> | Bose® Cabin Surround™ multichannel digital surround sound system features: 12 speakers, including two surround-sound speakers on rear shelf, a dash-mounted centre fill speaker and a 10" Nd® Neodymium Iron Boron high-efficiency woofer. Cabin Surround sound architecture, with independent front and rear channels for a 360° sound field and a proprietary channel assignment algorithm for a balanced, accurate surround-sound experience for playback of audio CDs at every seating position. Bose Centerpoint™ signal processing, which processes stereo and matrix surround CDs to five independent channels, delivering a multichannel surround-sound experience, even from conventional stereo CDs. Bose AudioPilot™ digital processing, which monitors sound within the cabin and helps compensate for unwanted ambient noise with no perceived change in audio volume. |
| <input type="checkbox"/> | <input type="checkbox"/> | <input type="checkbox"/> | <input type="checkbox"/> | Integrated trunk-mounted 6-disc CD changer. |
| <input type="checkbox"/> | <input type="checkbox"/> | <input type="checkbox"/> | <input type="checkbox"/> | COMMAND-DVD in-dash navigation system uses Global Positioning System (GPS) satellites to determine the current location of your car, with map database for Canada, the contiguous U.S. and Hawaii on a single DVD. ³ DVD-ROM drive concealed in trunk. |
| <input type="checkbox"/> | <input type="checkbox"/> | <input type="checkbox"/> | <input type="checkbox"/> | Hands-Free Communication System with a Motorola digital telephone and voice control system for operation of commonly used telephone and audio system features (see dealer for choice of phones). |
| <input type="checkbox"/> | <input type="checkbox"/> | <input type="checkbox"/> | <input type="checkbox"/> | Tele Aid system uses GPS satellites plus a cellular link to provide 24-hour live assistance for emergency aid (SOS button), information (I-button) or Roadside Assistance (wrench button). Tele Aid basic services include Automatic Collision Notification (engages SOS function if an air bag or ETD deploys), stolen vehicle tracking, remote keyless unlocking service. ⁴ |

1 Optional as part of the AMG Sport Package. See listing on page 25. 2 When so equipped. 3 DVD-ROM maps do not cover all areas nor all routes within an area. One regional DVD-ROM is included with vehicle. 4 First year's monitoring provided at no cost with subscription. Subscription is required for service to be active. Tele Aid operates only where cellular and Global Positioning System coverage are available. 5 **WARNING: THE FORCES OF A DEPLOYING AIR BAG CAN CAUSE SERIOUS OR FATAL INJURY TO A CHILD UNDER AGE 13. THE SAFEST SEATING POSITION FOR YOUR CHILD IS IN THE REAR SEAT, BELTED INTO AN APPROPRIATE, PROPERLY INSTALLED CHILD SEAT, OR CORRECTLY WEARING A SEAT BELT IF TOO LARGE FOR A CHILD SEAT. WITH BABYSMART SYSTEM, A CHILD UNDER 13 MUST NOT USE THE FRONT SEAT UNLESS THE CHILD IS BELTED INTO AN APPROPRIATE, PROPERLY INSTALLED BABYSMART-COMPATIBLE CHILD SEAT AND THE "PASSENGER AIR BAG OFF" INDICATOR REMAINS ILLUMINATED.** At time of press, the toddler seat (for children 9–18 kg) is not approved for use in Canada. **SEE OPERATOR'S MANUAL** FOR ADDITIONAL WARNINGS AND INFORMATION ON AIR BAGS, SEAT BELTS AND CHILD SEATS.

| S 430 SEDANS | S 500 SEDANS | S 55 AMG SEDAN | S 600 SEDAN |
|--------------|--------------|----------------|-------------|
|--------------|--------------|----------------|-------------|

SEATING

| | | | | |
|---|---|---|---|---|
| ■ | ■ | ■ | ■ | 14-way power front seats, each with pneumatically adjustable lumbar support and 3-position memory. Driver's seat memory includes steering column and outside mirror positions. Memory presets are linked to each SmartKey's user-recognition feature. |
| - | - | ■ | - | AMG-design sport front seats. |
| ■ | ■ | ■ | ■ | Heated front seats. |
| □ | □ | ■ | ■ | Active Ventilated front seats with eight internal fans, plus heating feature. |
| □ | □ | - | ■ | Dynamic multicontour front seatbacks with pneumatically adjustable side and lumbar supports, and massage feature which slowly pulsates the central lumbar support to help reduce muscle fatigue. |
| □ | □ | ■ | □ | Drive-Dynamic front seats, with pneumatic side bolsters that instantly respond to cornering forces by inflating and deflating to optimize cornering support, as well as all features of dynamic multicontour seatbacks. |
| □ | □ | ■ | ■ | Heated rear seats. |
| □ | □ | □ | ■ | Power rear seats with pneumatically adjustable lumbar supports for outboard positions. |

UPHOLSTERY / TRIM

| | | | | |
|---|---|---|---|--|
| ■ | - | - | - | Premium leather upholstery hand-fitted to each seat, plus head restraints, seatback magazine pockets, centre armrests and door trim inserts. |
| □ | ■ | - | - | Hand-fitted glove-soft Nappa leather seating surfaces. Premium leather on remainder of seats, as well as seatback magazine pockets, centre armrests and door trim inserts. |
| - | - | ■ | - | Hand-fitted AMG-design glove-soft Nappa leather seating surfaces with perforated inserts and metal AMG badges. Premium leather on remainder of seats, as well as seatback magazine pockets, centre armrests and door trim inserts. |
| - | - | - | ■ | Exclusive leather interior treatment with glove-soft Nappa leather hand-fitted to seats, head restraints, dash, console, doors, armrests and rear shelf. Alcantara covering pillars, sun visors and ceiling. |
| ■ | ■ | - | - | Leather-trimmed steering wheel. |
| - | - | ■ | - | AMG-design leather-trimmed sport steering wheel with raised thumbgrips and fingertip shift controls. |
| ■ | ■ | ■ | - | Leather-trimmed shift knob. |
| - | □ | □ | ■ | Leather and wood trimmed steering wheel and shift knob (steering wheel not available on S 55 AMG). |
| ■ | - | - | - | Hand-polished Calyptus wood trim on dash, console, doors and shift gate, with polished chrome outlining. |
| - | ■ | ■ | ■ | Hand-polished Burl Walnut wood trim on dash, console, doors and shift gate, with polished chrome outlining. |
| - | - | - | ■ | Wood-trimmed overhead console, overhead assist handles, rear vanity mirror covers and ashtrays, and cupholder cover in rear centre armrest. |
| ■ | ■ | ■ | ■ | Stainless-steel door sill trim (with AMG insignia on S 55 AMG). Velour floor carpeting and floor mats (exclusive AMG floor mats on S 55 AMG). |

INSTRUMENTATION

| | | | | |
|---|---|---|---|--|
| ■ | ■ | ■ | ■ | Electroluminescent analog speedometer, tachometer and gauges for fuel level and coolant temperature. |
| ■ | ■ | ■ | ■ | Digital clock, outside temperature indicator, and display of Touch Shift gear selection and shift mode. |
| - | - | - | ■ | AMG-design instrument cluster. |
| ■ | ■ | ■ | ■ | Automatic illumination of displays and controls based on ambient light. |
| ■ | ■ | ■ | ■ | Multifunction display in speedometer face can be scrolled via steering-wheel controls to operate and display various menus and vehicle features: Odometer and resettable trip meter. Flexible Service System (see below), tire pressure, ⁶ engine oil-level check, and digital speedometer. Radio tuner, CD player/CD changer. Mobile phone book. ⁷ Navigation system route guidance. Distronic adaptive cruise control settings. ⁸ Trip computer (elapsed time, fuel consumption, distance to empty). Vehicle reminder and malfunction messages. Driver-programmable settings for instrument cluster, clock, lighting, vehicle and convenience features. |
| ■ | ■ | ■ | ■ | Flexible Service System displays distance remaining to next basic maintenance service, indicates type of service due, and provides automatic reminder feature when service interval draws near. |
| ■ | ■ | ■ | ■ | Warning lights and/or messages for open door, exterior lamp failure, and low fuel, engine oil, coolant and washer fluid levels. |
| □ | □ | ■ | ■ | Audible reminders to release parking brake, switch off headlights and remove key from ignition. |
| □ | □ | ■ | ■ | Parktronic parking assistance system uses sound waves to help detect nearby obstacles at parking speeds, alerting driver to their proximity and direction via audio-visual indicators on dash and rear-cabin ceiling. |

| S 430 SEDANS | S 500 SEDANS | S 55 AMG SEDAN | S 600 SEDAN |
|--------------|--------------|----------------|-------------|
|--------------|--------------|----------------|-------------|

RESTRAINT SYSTEMS

| | | | | |
|---|---|---|---|---|
| ■ | ■ | ■ | ■ | Integrated Restraint System ¹ : Driver and front passenger are each provided with an adaptive dual-stage front air bag, side-impact air bag, and 3-point seat belt with an Emergency Tensioning Device (ETD) and dual-stage belt force limiter. Outboard rear passengers are each provided with a side-impact air bag and 3-point seat belt with ETD and belt force limiter. Centre rear passenger is provided with a 3-point seat belt. |
| ■ | ■ | ■ | ■ | Head Protection Curtains ² : In a side impact exceeding a preset threshold, a multi-chamber air bag deploys along the front and rear side windows on the affected side of the car. Integrated rollover sensor automatically deploys the ETDs and, if deemed necessary, the Head Protection Curtains in the event of a detected rollover. |
| ■ | ■ | ■ | ■ | Adaptive dual-stage front air bags are deployed in response to frontal impact severity. ⁵ |
| ■ | ■ | ■ | ■ | PRE-SAFE ³ helps prepare occupants for a possible collision before it occurs. If ESP and/or Brake Assist are activated upon sensing certain vehicle dynamics that suggest an accident is possible but, according to system sensors, are not correcting the situation, PRE-SAFE snugs the front seat belts via electric tensioners, adjusts the front passenger seat (and rear seats, with rear seating package) for more favourable seat-belt and air-bag effectiveness ⁵ and (if a possible rollover is detected) closes the sunroof. If no collision occurs, PRE-SAFE reverses the front seat-belt tensioners, and occupants may re-adjust their seats and the sunroof. |
| ■ | ■ | ■ | ■ | ETDs are deployed in a front or rear impact exceeding a preset threshold of severity, or certain rollovers. A front ETD will not deploy if seat belt is unfastened. |
| ■ | ■ | ■ | ■ | Automatic Collision Notification engages Tele Aid SOS function if an air bag or ETD deploys. ⁴ |
| ■ | ■ | ■ | ■ | Universal LATCH system (Lower Anchors and Tethers for Children) at outboard rear seating positions. Selectable passenger seat-belt retractors help secure child seats. ⁵ |
| ■ | ■ | ■ | ■ | Front seat belts attached to seat frames at all lower points. |
| ■ | ■ | ■ | ■ | Front head restraints power-adjust for height and adjust fore-aft manually. |
| ■ | ■ | ■ | ■ | Automatically height-adjusting rear shoulder belts. |
| ■ | ■ | ■ | ■ | Three rear-seat head restraints, manually adjustable fore-aft and driver-retractable for improved rearward vision when the rear seats are unoccupied. On models with power rear seats, rear head restraints rise automatically when seat belt is fastened. |

OPTIONAL EQUIPMENT

| | | | | |
|---|---|---|---|---|
| - | □ | ■ | ■ | Active Body Control (ABC; replaces Airmatic air suspension and ADS, not available on 4MATIC models). |
| □ | □ | □ | □ | Distronic adaptive cruise control. |
| □ | ■ | ■ | ■ | Bi-Xenon High Intensity Discharge projector low-beam and high-beam headlights with heated washers. |
| □ | ■ | ■ | ■ | Heated headlamp washers. |
| □ | ■ | ■ | ■ | Pneumatic door closing assist (standard on Long-Wheelbase Sedans). |
| □ | □ | □ | □ | Keyless Go vehicle entry and starting system. |
| □ | □ | □ | □ | Electronic trunk closer fully opens trunk lid at the touch of a button on the driver's door or the SmartKey, and closes trunk lid via button on driver's door or the underside of the open trunk lid. |
| □ | □ | □ | ■ | 4-zone climate control. |
| □ | □ | □ | □ | Manual roller-type sunshades for windows in rear doors. |
| □ | □ | □ | ■ | Power rear window shade with one-touch express-up/down. |
| □ | □ | - | ■ | Dynamic multicontour front seats. |
| □ | □ | ■ | □ | Drive-Dynamic front seats. |
| □ | □ | □ | ■ | Power rear seats with dual pneumatic lumbar supports and power head restraints (not available with rear seating package). |
| □ | □ | □ | □ | Rear seating package: Two individual dynamic multicontour power rear seats, each with 2-position memory (requires optional Nappa leather on S 430 4MATIC LWB Sedan, not available on S 430 4MATIC Sedan). |
| □ | □ | ■ | ■ | Heated rear seats. |
| □ | □ | ■ | ■ | Active Ventilated front seats. |
| □ | □ | □ | □ | Active Ventilated rear seats (requires power rear seats or rear seating package, not available on S 430 4MATIC Sedan). |
| □ | ■ | ■ | ■ | Nappa leather upholstery. |
| □ | □ | - | □ | Heated steering wheel. |
| - | □ | □ | □ | Chestnut wood interior trim. |
| - | □ | - | ■ | Leather and wood trimmed steering wheel. |
| - | □ | □ | ■ | Leather and wood trimmed shift knob. |
| □ | □ | □ | ■ | Hands-Free Communication System with voice control for commonly used telephone and audio system features. (Requires accessory telephone handset and cradle, sold separately or included on S 600. See dealer for selection.) |
| □ | □ | ■ | ■ | Parktronic audio-visual parking assistance system. |
| □ | □ | □ | □ | Metallic paint (no charge). |
| □ | □ | □ | □ | Onboard tire-pressure monitoring system allows driver to check the inflation pressure of all four mounted tires via the multifunction display. |
| □ | □ | - | □ | AMG Sport Package: AMG-design front air dam, side skirts and rear apron (standard on S 55 AMG). Four staggered-width 18" AMG thin-spoke monoblock wheels (new AMG polished double-spoke design on S 500 rear-wheel-drive model) with high-performance tires ⁶ (four same-size wheels and tires on 4MATIC models). |

⁶ AMG 18" wheels and accompanying high-speed-rated tires provide substantially increased treadwear and reduced ride comfort compared to H-rated tires. Serious wheel and tire damage may occur if the vehicle is operated on rough or damaged road surfaces or upon encountering road debris or obstacles.

© 2005 Mercedes-Benz Canada Inc.
Marketing Communications

All illustrations and specifications contained in this brochure are based on the latest product information available at the time of publication. Mercedes-Benz reserves the right to make changes at any time, without notice, in colours, materials, equipment, specifications and models. Any variations in colours shown are due to reproduction variations of the printing process. Illustrations may include test situations. Some vehicles may be shown with non-Canadian equipment. Some vehicles are shown with optional equipment. Homelink® is a registered trademark of Prince, a Johnson Controls Company.

♻️ In an effort to minimize the environmental impact of this brochure, Mercedes-Benz uses a recycled coated paper that is guaranteed in writing to contain a minimum of 10% post-consumer waste.

Printed in Canada
MBC-05-687-12

Mercedes-Benz Canada Inc.
98 Vanderhoof Avenue
Toronto, Ontario M4G 4C9
1-800-387-0100
www.mercedes-benz.ca



Mercedes-Benz



S 500 Long-Wheelbase Sedan shown on cover in Brilliant Silver metallic with optional AMG Sport Package.