

# SL-Class

SL 500 SL 55 AMG SL 600

Mercedes-Benz 2006



Mercedes-Benz

Standing behind every SL-Class is the passion, vision and experience of the world's first automobile company.



SL 500

## FORGET EVERYTHING YOU KNOW ABOUT DRIVING.

For more than 50 years, the SL has remained an automotive icon, embodying an inimitable spirit and style that sets it apart from every other car on the road. This unique legacy shines through brighter than ever in the 2006 SL-Class, a stunning vision that alters perceptions as quickly as it transforms from a coupe to a roadster. You see it in the athletic flair of its elegantly flowing sheet metal and its signature retractable hardtop. You'll feel it in the engineering genius of its Active Body Control, in its electrohydraulic brakes and in the world's first production 7-speed automatic transmission. As always, the SL also offers an outstanding array of safety features, from five air bags providing both front and side-impact protection, to emergency-sensing Brake Assist. Whether you choose the refined V-8 thunder of the 302-hp SL 500, seek the electrifying edge of the 493-hp supercharged SL 55 AMG, or demand no less than the awesome might of the SL 600's twin-turbo V-12, you'll discover why the SL-Class really has the ability to transform the way you see the world—and the way the world sees you. [Mercedes-Benz. You're ready.](#)



SL 600



SL 55 AMG



SL 500 shown in Mars Red with Stone leather and Chestnut wood.

## INSTANTLY CAPTIVATING.

It grabs your eye like it steals your heart—and everyone else's. But the incomparable appeal of the SL 500 only starts with striking beauty, handcrafted interior appointments, and the ability to change from hardtop coupe to open roadster in seconds. Its compelling 302-hp V-8 provides outstanding quickness, and its driver-adaptive 7-speed automatic transmission offers the manual-style control of Touch Shift. Whatever road you travel, the brilliant combination of Active Body Control (ABC) and our Electronic Stability Program (ESP) imparts incredible handling confidence, while the SL 500's revolutionary electrohydraulic brakes maintain that superlative self-assurance when it comes time to stop as well. So go ahead, be enchanted. You won't be alone.



a.



b.

**a.**  
**Spacious trunk**

Sublime style can have a practical side, as well. Even with its hardtop retracted, the SL 500 still has enough trunk space to carry two golf bags. And the clever Easy-Pack system tilts the stowed hardtop up for easy loading and unloading.

**b.**  
**Power retractable hardtop**

Touch a button on the console or on your SmartKey remote and the SL transforms from secure coupe to open-air roadster. The entire process takes just 16 seconds, quicker than any other retractable hardtop in production.



SL 500 shown in Ash with optional Active Ventilated seats.

Intimately elegant and intuitively intelligent, the SL 500's cabin is a sensual sanctuary. Premium hand-fitted leather covers the seats, dash and doors, set off by your choice of three types of hand-polished wood. While its primary focus may be on attending to the driver's every need, this is indeed a haven for two, as features like dual-zone climate control and an 8-speaker digital Bose® Cabin Surround™ sound system rightly indicate.<sup>1</sup> And with its convenient 6-disc CD changer, new DVD-based navigation system, and optional Panorama glass roof, neither you nor your passenger may ever want to leave.

<sup>1</sup> Surround sound provided for CD playback.



**c.**  
**Chronograph-style gauges**

Backlit in cool glacier blue, the SL's stylish speedometer and tachometer reside in deeply sculpted twin pods. Each contains a readout for the multifunction display which allows you to scroll through various vehicle functions—including the optional tire-pressure monitor shown—and control the audio system using buttons on the multifunction steering wheel.

**d.**  
**Distinctive SL detailing**

From handsome stainless-steel door sill trim to thoughtful convenience touches like automatic comfort lighting and a climate-controlled glovebox and centre armrest compartment, the SL 500 excels at making you feel welcome.

**e.**  
**12-way power seats**

Each of the SL 500's deeply contoured seats offers 12-way power adjustment plus a 3-position memory and two levels of soothing heat. The driver's seat memory also stores settings for the power tilt/telescoping steering column and outside mirror positions.



SL 600 shown in Obsidian Black metallic with Stone leather and optional Keyless Go.



a.



b.



## ULTIMATELY EXHILARATING.

Get ready to raise your driving excitement index to the power of twelve—a phenomenal 493-hp twin-turbocharged V-12. Matched with a 5-speed automatic with the manual-style control of Touch Shift, it rockets the SL 600 from zero to 100 km/h in an electrifying 4.7 seconds! Revolutionary electrohydraulic brakes, enhanced by huge 360-mm perforated and internally ventilated front rotors and 330-mm internally ventilated rear rotors, provide equally intense stopping power. A multilink suspension, fortified with Active Body Control and ESP, helps the SL 600 carve through the twistiest back roads with incredible poise. This commanding presence is further highlighted by tapered-spoke 18" alloy wheels and high-intensity Bi-Xenon headlamps. Top up or top down, the SL 600 never lets you forget that it was born to perform.

**a. Optional Panorama glass roof**  
Brighten your world with the optional Panorama roof, with a tinted glass panel that runs from the windshield to the rear window. A retractable mesh sunshade helps eliminate glare and keep the cabin cooler on sunny days.

**b. Internally ventilated disc brakes with perforated front rotors**  
Massive 8-piston front calipers pair with 4-piston rear calipers and larger-diameter rotors on each wheel, to endow the SL 600's remarkable electrohydraulic brakes with even greater decelerative capability.



SL 600 shown in Stone leather with optional Distronic cruise control and Keyless Go.

Prepare to enter a new dimension of singular indulgence. Dressed for ultimate success, the SL 600 caresses you with Exclusive Nappa leather and delights the eye with a bounty of rich, hand-finished wood. Suede-like Alcantara lines the ceiling of its retractable hardtop. Superbly supportive dynamic multicontour seats can also provide active ventilation, comforting heat or even a relaxing massage at your command. And with its DVD-based navigation system<sup>2</sup> and Hands-Free Communication System with a voice-controlled Motorola digital portable phone,<sup>3</sup> the SL 600 makes it easy to stay on course and in touch at all times.

**c. Elegant wood trim**

The delectable warmth of Burl Walnut, Chestnut or Black Ash is even more compelling in the SL 600. In addition to accenting the console and doors, your choice of these fine woods also adorns the steering wheel and contoured shift knob.

**d. Exclusive Nappa leather**

As supple as it is beautiful, hand-fitted Exclusive Nappa leather covers virtually every surface that you touch or that touches you. Colour-keyed topstitching accents the dash, doors and console.

**e. Exquisite V-12 details**

Subtle but effective reminders of the awesome might that lies beneath the sculpted hood of the SL 600, stylish V-12 emblems grace both the head restraints and the floor mats.



<sup>1</sup> Stated rates of acceleration are based upon manufacturer's track results and may vary depending upon model, environmental and road surface conditions, driving style, elevation and vehicle load. <sup>2</sup> While the navigation system provides directional assistance, the driver must remain focused on safe driving behaviour, including paying attention to traffic and street signs. The driver should utilize the system's audio cues while driving and should only consult the map or verbal displays once the vehicle has been stopped in a safe place. DVD-ROM maps do not cover all areas nor all routes within an area. <sup>3</sup> For safety reasons, we encourage the driver to stop the vehicle in a safe place before answering or placing a call. Always dock the phone in the cradle for use inside the vehicle. Operating a phone or radio transmitter with its own attached or built-in antenna while the engine is running can interfere with the vehicle's electronic systems.




SL 55 AMG shown in Brilliant Silver metallic with Charcoal leather.

## EMINENTLY EMPOWERED.

Created by the legendary high-performance division of Mercedes-Benz, the SL 55 AMG makes every road its own. The supercharged V-8 in every SL 55 is handcrafted by its own AMG technician. With a monstrous 493 hp and staggering 516 lb-ft of torque, it can accelerate the SL 55 from zero to 100 km/h in just 4.7 seconds! The AMG competitive advantage extends throughout the SL 55, from SpeedShift™ technology that quickens the gear changes of its 5-speed automatic by 35 percent to response-sharpening recalibrations of its ABC active suspension and electrohydraulic braking system. And with equally assertive AMG styling touches, the SL 55 isn't afraid to show the world who's in charge.

### a.

#### Free-flowing exhaust system

Four polished stainless-steel exhaust tips exit the SL 55's dramatically chiselled rear lower bodywork, adding visual punch to the visceral rumble of its low-restriction true dual exhaust system.

### b.

#### AMG engine technology

Competition-proven materials and techniques are at the heart of every AMG engine. From its forged aluminium pistons to its precision-balanced crankshaft to its ultra-efficient liquid-to-air intercooler, the SL 55 AMG's supercharged V-8 is designed to perform and engineered to endure.

### c.

#### AMG high-performance brakes

Massive 8-piston front and 4-piston rear calipers, larger-diameter perforated and ventilated rotors, and special AMG programming for the SL 55's electrohydraulic brakes work in brilliant harmony to provide high-performance braking.

### d.

#### A choice of 18" wheels

Striking AMG multispoke alloy wheels—inspired by the AMG DTM racecar—are standard in place of the SL 55's no-charge optional 18" AMG ultrathin-spoke monoblock alloy wheels<sup>2</sup> shown above.




a.



b.



c.



d.

<sup>1</sup> Stated rates of acceleration are based upon manufacturer's track results and may vary depending upon model, environmental and road surface conditions, driving style, elevation and vehicle load. <sup>2</sup> AMG 18" wheels and accompanying high-speed rated tires provide substantially increased treadwear and reduced ride comfort compared to H-rated tires. Serious wheel and tire damage may occur if the vehicle is operated on rough or damaged road surfaces or upon encountering road debris or obstacles. <sup>3</sup> Please obey all speed laws. Top speed electronically limited to 250 km/h.





SL 55 AMG shown in Charcoal and sand-cast aluminium trim.



e.



f.



g.

AMG attitude permeates the SL 55's passenger compartment, adding bold beauty and new functionality to an already distinguished driving environment. Exclusive dynamic multicontour sport seats provide the ultimate in adjustable support, whether you're cruising cross-country or merely out exploring your favourite back road. And aluminium trim with a sand-cast finish on the console and doors smartly complements the striking AMG-design instrument cluster and leather-wrapped steering wheel. Or you can opt for polished wood trim—Burl Walnut, Chestnut or Black Ash—at no charge.



h.

**e. Dynamic multicontour sport seats**  
Hard cornering or leisurely touring, you'll appreciate the outstanding comfort and support of AMG sport seats with pneumatically adjustable side bolsters, shoulder supports and triple lumbar supports. They can even massage your lower back at the touch of a button.

**f. Fingertip manual shift mode**  
Make quick, decisive gear changes while keeping both hands on the wheel. Controls behind each upper steering-wheel spoke let you upshift or downshift manually with the touch of your finger.

**g. AMG signature details**  
Visually reinforcing the SL 55's powerful presence, AMG insignia grace the stainless-steel door sills, seatbacks and gauge cluster.

**h. AMG-design instruments**  
An Alcantara-covered instrument hood presides over silver-faced gauges with white backlighting, while illuminated red needles and a 320-km/h speedometer<sup>3</sup> help emphasize the SL 55's competitive character.

## MATCHLESS MOTIVATION.

Refined and responsive, the SL-Class power teams deliver exhilaration on demand. Both V-8s and the V-12 feature high-pressure die-cast aluminium-alloy blocks and cylinder heads that help trim weight and improve overall vehicle balance. A computerized management system precisely controls the fuel injection and twin-spark ignition of each individual cylinder to optimize efficiency. You'll find that same kind of intuitive sophistication in the 5-speed and 7-speed automatic transmissions, which adjust their shift points to match your driving style.



a.

### a. 5-speed and 7-speed Touch Shift automatic transmissions

Swift, smooth and smart, the revolutionary 7-speed automatic transmission in the SL 500 and the 5-speed automatics in the SL 55 AMG and SL 600 are always happy to do your bidding. Adaptive control makes them quick learners. And Touch Shift gives you manual-style control of gear changes, merely by tapping the shift lever to the left or right from the Drive position. Hold the lever to the left for one second, and your SL will automatically preselect the best gear for optimum acceleration.



b.

### b. SL 500 V-8

As scintillating as it is silky, the 5.0-litre V-8 in the SL 500 is fitted with a performance-enhancing dual-stage intake manifold and turns out 302 high-spirited horses and 339 lb-ft of torque.

c.

### c. SL 600 twin-turbo V-12

This stunning 5.5-litre V-12 makes 493 hp and a phenomenal 590 lb-ft of peak torque at just 1,800 rpm, numbers that thrust the SL 600 from zero to 100 km/h in a scant 4.7 seconds!

d.

### d. SL 55 AMG supercharged V-8

The SL 55 AMG sprints to 100 km/h in just 4.7 seconds,<sup>1</sup> thanks to its handcrafted 5,439-cc V-8 with 493 hp of supercharged might and 516 lb-ft of tarmac-twisting torque.

<sup>1</sup> Stated rates of acceleration are based upon manufacturer's track results and may vary depending upon model, environmental and road surface conditions, driving style, elevation and vehicle load.



SL 500 shown in Aegean Blue metallic.



## YOU NEVER KNOW WHO YOU MIGHT RUN INTO.

It happens when you least expect it. And even though you can't predict an accident, you can prepare for one. It's something Mercedes-Benz has been doing for over half a century. Our integrated approach to safety starts by optimizing your ability to stay out of harm's way, with responsive handling and features such as our Electronic Stability Program (ESP) and emergency-sensing Brake Assist. When a collision is simply unavoidable, the SL-Class is prepared to help protect you with a robust structure, advanced safety technologies and the most standard air bags in its class. You might not know what lies around the corner, but you can drive confidently knowing your SL-Class is always ready for an impromptu meeting.



### Active Safety

To help you avoid an accident:

- Electronic Stability Program (ESP)
- 4-wheel multilink sport-tuned suspension
- Rack-and-pinion steering
- 4-wheel disc brakes with Electrohydraulic braking system, ABS and Brake Assist

### Passive Safety

To help protect you in an accident:

- Reinforced body structure
- Seat-belt Emergency Tensioning Devices
- Seat-belt force limiters
- A head restraint for each occupant
- Adaptive dual-stage front air bags
- Head/thorax side-impact air bags
- Driver's knee air bag
- Pop-up roll bar
- Tele Aid system

### Pop-up roll bar

Behind the passenger compartment, an automatic pop-up roll bar made from high-strength micro-alloy steel is ready to deploy in 0.3 second if sensors detect an impending rollover.<sup>1</sup>



### High-strength/low-alloy steel

HSLA steel is used in critical areas throughout the SL-Class body shell, to help create an exceptionally rigid structure designed to maximize integrity and minimize chassis flex for improved handling precision.



### Emergency Tensioning Devices and belt force limiters

Both the driver and passenger seat belts feature Emergency Tensioning Devices (ETDs), which help remove seat-belt slack in a sufficiently severe front or rear impact, and belt force limiters, which can help reduce the peak deceleration forces on belted occupants.


### Five standard air bags

Every SL-Class provides the protection of five standard air bags, including adaptive dual-stage front air bags, head/thorax side-impact air bags, and a driver's knee air bag.<sup>2</sup>



### Side-impact protection

Reinforced doors, door sills, floorpan, roof and dashboard supports in every SL-Class are part of an integrated safety structure that affords formidable side-impact protection.



### Advanced crumple zones

Front and rear crumple zones feature full-width crossmembers. An ellipsoidal front bulkhead helps transfer some impact energy around the cabin, and staggered underhood components are designed not to stack up as the front zone deforms.

### Tele Aid

The Tele Aid system uses GPS satellites plus a digital cellular link to provide live assistance at the touch of any of three buttons in your SL-Class. If you need help—or see someone who does—the SOS button is for summoning emergency aid. Press the *i*-button for information. And the wrench button connects you to our legendary Roadside Assistance. Tele Aid also includes Automatic Collision Notification, which engages the SOS function if an air bag or Emergency Tensioning Device (ETD) deploys, as well as stolen vehicle tracking and remote keyless unlocking service.<sup>3</sup>



<sup>1</sup> The roll bar system is designed to enhance the level of rollover protection compared to an open vehicle without one. No system, no matter how sophisticated, can eliminate the chance of injury in an accident. Please always wear your seat belt. <sup>2</sup> **WARNING:** THE FORCES OF A DEPLOYING AIR BAG CAN CAUSE SERIOUS OR FATAL INJURY TO A CHILD UNDER AGE 13. **A CHILD UNDER 13 MUST NOT BE A PASSENGER IN THIS VEHICLE UNLESS THE CHILD IS BELTED INTO AN APPROPRIATE, PROPERLY INSTALLED BABYSMART-COMPATIBLE CHILD SEAT. SEE OPERATOR'S MANUAL FOR ADDITIONAL WARNINGS AND INFORMATION ON AIR BAGS, SEAT BELTS AND CHILD SEATS.** At time of press, the toddler seat (for children 9–18 kg) is not approved for use in Canada. <sup>3</sup> First year's monitoring provided at no cost with subscription. Subscription is required for service to be active. Tele Aid operates only where cellular and Global Positioning System coverage are available. Owner must authorize stolen vehicle tracking and file a police report.

## LEADING EDGE.


Snap the athletic contours of your SL 500 or SL 600 into sharper focus with the optional AMG Sport Package. A muscular front air dam with black mesh grilles highlights the AMG-design lower bodywork that sensually encircles the vehicle. New for 2006, staggered-width 18" AMG double-spoke wheels wearing high-performance tires<sup>1</sup> add even more chic to the SL's seductive physique. Look inside and you'll find Formula One-inspired shift buttons on the steering wheel that let you change gears with a competitive flourish.

1 AMG 18" wheels accompanying high-speed rated tires provide substantially increased treadwear and reduced ride comfort compared to H-rated tires. Serious wheel and tire damage may occur if vehicle is operated on rough or damaged road surfaces or upon encountering road debris or obstacles.



### Fingertip shift control

Ideally positioned for quick, positive action, rocker switches on either side of the steering wheel can bring out the enthusiast in any driver by providing one more way to enjoy the manual-style control of Touch Shift.



# *designo*

## DEFINING ARTISTRY.

Incomparable style, incredible craftsmanship and a unique sense of individuality. Each is an integral part of the *designo* experience that allows you to turn your new SL into a singular automotive masterpiece. Choose from an unforgettable palette of exclusive *designo* exterior colours, a selection of hand-matched, highly polished *designo* woods and a breathtaking array of hand-fitted glove-soft *designo* Nappa leathers. These enhancements provide discriminating drivers with an opportunity to enjoy a rare expression of personal style, conceived and executed with the loving attention to detail that's only possible in a Mercedes-Benz.



SL500 shown in *designo* Silver metallic (left) and *designo* Mocha Black metallic.



## THE FIRST NAME IN SERVICE.

The innovative spirit that drives us to create the world's finest vehicles is directly reflected in an impressive selection of owner benefits. Consider the 24-hour Mercedes-Benz Roadside Assistance Program, the first of its kind. Our Flexible Service System lets you go farther than ever between scheduled oil changes. Customer Service can provide answers to questions about your vehicle. When we invented the first car in 1886, we also created the first car owner. For 120 years, it's been our passion to ensure that driving a Mercedes-Benz remains an experience that's second to none.

### **24-hour Roadside Assistance**

During the basic warranty coverage of 48 months and the time duration of the optional Extended Limited Warranty, Mercedes-Benz Roadside Assistance will be at your service. We'll bring you some gas, replace a flat tire with your spare, or jump-start your car. In the event of a mechanical breakdown, if attempts by our Roadside Assistance technician have not made your vehicle safely operable, towing service will be provided to the nearest Mercedes-Benz dealership. Assistance is available 24 hours a day, every day, to anyone driving a Mercedes-Benz anywhere in Canada or the continental U.S.<sup>1</sup>

### **Wear and tear coverage**

For 24 months or 40,000 km (whichever comes first) many items normally considered "wear and tear," such as light bulbs, wiper blade refills, and brake pads and discs, are covered. If necessary, an authorized Mercedes-Benz dealer will replace these parts at no charge to you.

### **Customer service**

Owning a Mercedes-Benz means that when you have a question, we're here to help. Customer Service is open from 9 a.m. to 5 p.m. EST, Monday through Friday, and is staffed with knowledgeable Mercedes-Benz people who can talk you through the finer points of working your car's audio system—or even assist you in locating the nearest Mercedes-Benz dealership. Just call 1-800-387-0100. It's that simple.

### **Mercedes-Benz warranties**

The Mercedes-Benz New Car Limited Warranty covers defects in materials or workmanship for 48 months or 80,000 km, whichever occurs first. To widen your window of confidence, you can opt for a Mercedes-Benz Extended Limited Warranty as well.<sup>2</sup>

### **Time for basic maintenance?**

#### **Ask your SL-Class.**

No two drivers are the same. That's why the Flexible Service System in your SL-Class monitors certain indicators of oil condition, engine loads, rpm, operating temperatures and your driving habits to determine when basic maintenance is really necessary.<sup>3</sup> Then a display on the dash reminds you to contact your Mercedes-Benz dealer for an appointment. So you can spend less time servicing your SL-Class and more time enjoying your life.

### **Genuine Mercedes-Benz parts**

Your dealer has access to a vast inventory of parts for both new and vintage Mercedes-Benz vehicles. And we've made a nationwide effort to encourage our dealers to keep parts and labour prices competitive with those of independent garages.

### **Trip Interruption reimbursement**

If a breakdown covered by your New Car Limited Warranty occurs more than 80 km from your home, leaves your Mercedes-Benz vehicle inoperable or unsafe to drive, and requires overnight repairs, we've got you covered. You will be reimbursed up to \$500 for hotel accommodations and up to \$600 for alternate travel expenses per incident while your car is being repaired at an authorized Mercedes-Benz dealership.

### **Alternate Transportation**

Your life doesn't have to get put on hold just because it's time for service or maintenance on your car. That's why your Mercedes-Benz dealer always endeavours to provide you with alternate transportation when you drop off your vehicle for service.<sup>4</sup>



## FIRSTHAND KNOWLEDGE.

Looking for more Mercedes-Benz information? Visit [mercedes-benz.ca](http://mercedes-benz.ca) to open an online window to Mercedes-Benz Canada. Get information about any model, including financing and leasing options, upcoming vehicles, or purchase Mercedes-Benz *the Collection* gifts and personal accessories. Our website also offers details about the Mercedes-Benz Extended Limited Warranty, Customer Care, and the history of Mercedes-Benz. There's a world of information, but only one address to remember: [mercedes-benz.ca](http://mercedes-benz.ca).



### Build your own

Customize your vehicle with options, choose colours, and then save it as part of your personal profile. You can even send the configuration to your local dealer.



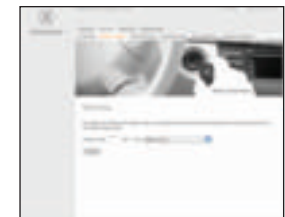
### Pre-owned search

Instantly access and compare pre-owned Mercedes-Benz vehicles in terms of price, mileage, and year. It's the most comprehensive collection of Star Certified vehicles anywhere.



### Purchase tools

Find the Mercedes-Benz that's best for you based on performance, price and body style. Schedule a test drive, learn more about a model, and explore financing and leasing options.



### Locate a dealer and book a test drive

Find your nearest dealer - or any dealer - and book a test drive. Our handy locator features detailed maps and a city or postal code search.

[mercedes-benz.ca](http://mercedes-benz.ca)

ENGINE AND DRIVETRAIN	SL 500 COUPE/ROADSTER	SL 55 AMG COUPE/ROADSTER	SL 600 COUPE/ROADSTER
<b>Engine type</b> Construction	<b>4,966-cc SOHC 24-valve 90° V-8.</b> High-pressure die-cast alloy cylinder block. Alloy heads.	<b>5,439-cc AMG-built intercooled supercharged SOHC 24-valve 90° V-8.</b> High-pressure die-cast alloy cylinder block. Reinforced crankshaft and valvetrain. Alloy heads. Lightweight camshafts.	<b>5,513-cc intercooled twin-turbocharged SOHC 36-valve 60° V-12.</b> Two-piece high-pressure die-cast alloy cylinder block. Alloy heads and pistons. Die-cast magnesium cylinder head covers.
Net power	302 hp @ 5,600 rpm	493 hp @ 6,100 rpm	493 hp @ 5,000 rpm
Net torque	339 lb-ft @ 2,700–4,250 rpm	516 lb-ft @ 2,750–4,000 rpm	590 lb-ft @ 1,800–3,500 rpm
Compression ratio	10.0:1	9.0:1	9.0:1
Induction	Magnesium 2-stage <b>resonance intake manifold</b> increases intake runner length at lower rpm for improved response.	<b>Helical high-pressure supercharger</b> with liquid-to-air intercooler.	<b>Twin turbochargers</b> (one per cylinder bank, integrated in exhaust manifolds) with liquid-to-air intercoolers.
Fuel and ignition system	ME 2.8 engine management. Integrated <b>sequential multipoint fuel injection and phased twin-spark ignition</b> includes individual cylinder control of fuel spray, spark timing and phase, and antiknock. Electronic throttle. Two high-energy ignition coils and two spark plugs per cylinder, with 160,000-km spark plug intervals (96,000-km on SL600).	ME 2.8 engine management.	ME 2.7.1 engine management.
Fuel requirement	<b>Premium unleaded</b> , 91 pump octane.	<b>Premium unleaded</b> , 91 pump octane.	<b>Premium unleaded</b> , 91 pump octane.
Fuel tank capacity	80.0 litres (with 10.0-litre reserve).	80.0 litres (with 10.0-litre reserve).	80.0 litres (with 10.0-litre reserve).
<b>Transmission type</b>	Driver-adaptive electronic <b>7-speed automatic</b> . <b>Touch Shift</b> allows driver to manually downshift and allow upshifts by nudging the shift lever left or right from the Drive position. <b>Shift into Optimum Gear</b> programming allows one-touch selection of the best gear for maximum acceleration or engine braking by holding the shift lever to the left of Drive for one second. Driver-selectable <b>Comfort mode</b> starts vehicle moving in 2nd gear or a second Reverse gear, and upshifts at lower rpm, to help improve control on slippery surfaces.	AMG-enhanced <b>5-speed automatic</b> . <b>Standard</b> .	Driver-adaptive electronic <b>5-speed automatic</b> . Not available.
AMG SpeedShift and fingertip manual mode	Not available. <b>AMG SpeedShift™</b> programming provides up to 35% faster gear changes, automatically downshifts during braking, prevents unwanted upshifting while cornering, offers one-touch selection of the best gear for maximum acceleration (Shift into Optimum Gear), and features torque converter lockup in all forward gears. <b>Fingertip manual mode</b> allows direct-access shifting through forward gears via buttons on back of upper steering-wheel spokes (left button downshifts, right button upshifts) or via Touch Shift feature of shift lever, and will automatically intervene only to select 1st gear when the vehicle stops. In Standard and Comfort modes, the steering-wheel buttons operate the Touch Shift feature.	Not available.	Not available.
Fingertip shift control	Optional (as part of AMG Sport Package). <b>Fingertip shift control</b> allows driver to operate Touch Shift feature via rocker-type buttons on back of upper steering-wheel spokes (both buttons can upshift and downshift).	Not available.	Optional (as part of AMG Sport Package).
Rear axle ratio	2.82:1	2.82:1	2.65:1
<b>Electronic Stability Program (ESP)</b>	<b>ESP</b> compares the driver's intended course, via steering and braking inputs, to the vehicle's response, via lateral acceleration, rotation (yaw) and individual wheel speeds. ESP then brakes individual front or rear wheels and/or reduces excess engine power as needed to help correct understeer (plowing) or oversteer (fishtailing). ESP also integrates all-speed traction control, which senses drive-wheel slip under acceleration and individually brakes the slipping wheel or wheels, and/or reduces excess engine power, until control is regained. <sup>1</sup>		
<b>Acceleration</b> , <sup>2</sup> 0–100 km/h	6.3 seconds	4.7 seconds	4.7 seconds
<b>Fuel economy</b> , <sup>3</sup> city–hwy. estimate	15.1–9.2 l/100 km	17.1–10.8 l/100 km	18.5–11.4 l/100 km
CHASSIS			
<b>Suspension with Active Body Control (ABC)</b>	Independent <b>4-link</b> /independent <b>5-arm multilink rear</b> . <b>Standard ABC</b> , an <b>active suspension system</b> , utilizes a coil spring and an electronically controlled hydraulic cylinder in series, plus a separate gas-pressurized shock absorber at each wheel. Using a total system pressure of up to 2,900 psi, ABC continually adjusts each wheel's suspension to counteract vibration, pitch, dive, squat and roll. ABC also provides <b>automatic 4-wheel level control</b> , <b>driver-selectable ride height</b> and <b>automatic lowering</b> at higher speeds. <sup>4</sup> Driver-selectable <b>sport mode</b> virtually eliminates body roll for even flatter cornering and sharper handling response. (System is AMG-enhanced on SL55 AMG.)		
<b>Steering</b>	<b>Rack-and-pinion</b> with vehicle-speed-sensitive power assist and integrated hydraulic damper. <b>Steering-wheel turns</b> : 2.6 lock-to-lock. <b>Turning circle</b> : 36.2 ft/11.0 m curb-to-curb.		
<b>Wheels</b> , aluminium-alloy, standard no-charge option with optional AMG Sport Package	<b>5-spoke</b> design. 8.5Jx18 front–9.5Jx18 rear. <b>7-spoke</b> design. 7.5Jx17 front and rear. AMG double-spoke design. 8.5Jx18 front–9.5Jx18 rear. <sup>5</sup>	<b>AMG multispoke</b> design. 8.5Jx18 front–9.5Jx18 rear. <sup>5</sup> <b>AMG ultrathin-spoke monoblock</b> . 8.5Jx18 front–9.5Jx18 rear. <sup>5</sup> Not available.	Tapered <b>5-spoke</b> design. 8.5Jx18 front–9.5Jx18 rear. Not available. AMG double-spoke design. 8.5Jx18 front–9.5Jx18 rear. <sup>5</sup>
<b>Tires</b> , steel-belted radial, standard no-charge option with optional AMG Sport Package	255/40ZR18 95W front–285/35ZR18 97W rear, high-performance. <sup>6</sup> 255/45ZR17 98W front and rear, high-performance. <sup>6</sup> 255/40ZR18 95W front–285/35ZR18 97W rear, high-performance. <sup>5</sup>	255/40ZR18 95Y front–285/35ZR18 97Y rear, high-performance. <sup>5</sup> 255/40ZR18 95Y front–285/35ZR18 97Y rear, high-performance. <sup>5</sup> Not available.	255/40ZR18 95Y front–285/35ZR18 97Y rear, high-performance. <sup>6</sup> Not available. 255/40ZR18 95Y front–285/35ZR18 97Y rear, high-performance. <sup>5</sup>
Spare tire	Collapsible compact limited-use tire on lightweight wheel, with portable electric air compressor.		
<b>Brake system</b> Front discs/calipers Rear discs/calipers	4-circuit electrohydraulic. 330-mm perforated and internally ventilated/4-piston fixed. 300-mm solid/single-piston floating.	AMG-enhanced 4-circuit electrohydraulic. 360-mm perforated and internally ventilated/AMG 8-piston fixed. 330-mm perforated and internally ventilated/AMG 4-piston fixed.	4-circuit electrohydraulic. 360-mm perforated and internally ventilated/8-piston fixed. 330-mm internally ventilated/4-piston fixed.
<b>Electrohydraulic braking</b>	<b>Electrohydraulic braking system</b> which transmits brake pressure individually to each wheel based on driver input and various vehicle parameters. The system <b>more precisely controls brake pressure at each wheel</b> during normal braking, emergency stopping and ESP operation. <sup>1</sup> <b>Automatic Brake Drying</b> applies the brakes lightly and briefly based on windshield wiper use and driver braking intervals, to reduce moisture on the brake surfaces in wet weather. <b>Predictive Brake Priming</b> sets the brake pads nearer the discs when the driver quickly releases the accelerator, for faster brake response.		
<b>Anti-lock Braking System (ABS) and Brake Assist</b>	<b>ABS</b> senses impending wheel lockup under heavy braking and pumps the front brakes individually or the rear brakes together (to help maintain stability) as needed up to 30 times per second, to prevent lockup and maintain steering ability. Electrohydraulic braking system eliminates the pedal pulsation commonly associated with conventional brake systems and ABS. <b>Brake Assist</b> senses emergency braking via the speed at which the driver presses the brake pedal and immediately applies maximum available power boost, potentially reducing the overall stopping distance by helping to eliminate the delay caused by a common human tendency not to brake hard enough, soon enough. Letting up on the brake pedal releases Brake Assist. <sup>7</sup>		
EXTERIOR DIMENSIONS			
<b>Wheelbase</b>	100.8 in/2,560 mm	100.8 in/2,560 mm	100.8 in/2,560 mm
<b>Overall length</b>	178.5 in/4,535 mm	178.5 in/4,535 mm	178.5 in/4,535 mm
<b>Overall height</b>	51.0 in/1,295 mm, top up	51.0 in/1,295 mm, top up	51.0 in/1,295 mm, top up
<b>Overall width</b>	71.5 in/1,815 mm	71.5 in/1,815 mm	71.5 in/1,815 mm
<b>Track, front</b>	61.4 in/1,559 mm	61.8 in/1,569 mm	61.4 in/1,559 mm
<b>Track, rear</b>	60.5 in/1,537 mm	61.1 in/1,551 mm	60.5 in/1,537 mm
<b>Coefficient of drag</b>	0.29, top up	0.30, top up	0.29, top up
<b>Curb weight</b>	4,065 lb/1,844 kg	4,280 lb/1,940 kg	4,429 lb/2,010 kg
INTERIOR DIMENSIONS			
<b>Headroom</b>	37.7 in/957 mm, top up	37.7 in/957 mm, top up	37.7 in/957 mm, top up
<b>Legroom</b>	42.9 in/1,089 mm	42.9 in/1,089 mm	42.9 in/1,089 mm
<b>Shoulder room</b>	54.0 in/1,372 mm	54.0 in/1,372 mm	54.0 in/1,372 mm
<b>Cabin capacity</b>	57.8 cu ft/1,637 litres	57.8 cu ft/1,637 litres	57.8 cu ft/1,637 litres
<b>Cargo capacity</b>	10.2 cu ft/288 litres, top up 7.2 cu ft/204 litres, top down	11.2 cu ft/317 litres, top up 7.2 cu ft/204 litres, top down	10.2 cu ft/288 litres, top up 7.2 cu ft/204 litres, top down

1 No system, no matter how sophisticated, can repeal the laws of physics or overcome careless driving actions. Please always wear your seat belt.  
2 Stated rates of acceleration are based upon manufacturer's track results and may vary depending upon model, environmental and road surface conditions, driving style, elevation and vehicle load. 3 These estimates are based on the Government of Canada's approved criteria and testing methods. The actual fuel consumption of these vehicles may vary. Refer to the *Fuel Consumption Guide*. 4 Please obey all speed laws. 5 AMG 18" wheels and accompanying high-speed-rated tires provide substantially increased treadwear and reduced ride comfort compared to H-rated tires. Serious wheel and tire damage may occur if the vehicle is operated on rough or damaged road surfaces or upon encountering road debris or obstacles. 6 Z-rated tires are optimized for performance driving and may provide reduced ride comfort, increased tire noise, substantially increased treadwear and greater susceptibility to damage compared with H-rated tires. 7 Braking effectiveness also depends on proper brake system maintenance, and tire and road conditions. 8 Available as part of AMG Sport Package. See Optional Equipment listing at right. 9 When so equipped. 10 First year's monitoring provided at no cost with subscription. Subscription is required for service to be active. Tele Aid operates only where cellular and Global Positioning System coverage are available. Owner must authorize stolen vehicle tracking and file a police report. 11 DVD-ROM maps do not cover all areas nor all routes within an area. One Canada/U.S. DVD-ROM is included with vehicle. 12 **WARNING: THE FORCES OF A DEPLOYING AIR BAG CAN CAUSE SERIOUS OR FATAL INJURY TO A CHILD UNDER AGE 13. A CHILD UNDER 13 MUST NOT BE A PASSENGER IN THIS VEHICLE UNLESS THE CHILD IS BELTED INTO AN APPROPRIATE, PROPERLY INSTALLED BABYSMART-COMPATIBLE CHILD SEAT. SEE OPERATOR'S MANUAL FOR ADDITIONAL WARNINGS AND INFORMATION ON AIR BAGS, SEAT BELTS AND CHILD SEATS.** At time of press, the toddler seat (for children 9–18 kg) is not approved for use in Canada. 13 The roll bar system is designed to enhance the level of rollover protection compared to an open vehicle without one. No system, no matter how sophisticated, can eliminate the chance of injury in an accident. Please always wear your seat belt.

SL500	SL55 AMG	SL600	
<b>EXTERIOR FEATURES</b>			
■	■	–	Titanium Grey grille with four ribs.
–	–	■	Silver grille with four chrome-edged ribs.
□ <sup>8</sup>	–	□ <sup>8</sup>	AMG-design sculpted front air dam with mesh air intakes, side skirts and rear apron (with mesh air diffuser on SL55 AMG).
■	■	■	Dual chrome exhaust tips (four polished stainless-steel exhaust tips on SL55 AMG).
■	■	■	Electrohydraulic retractable aluminium hardtop, operated via console control or SmartKey remote.
■	■	■	Pneumatic trunk closing assist. Double-hinged trunk lid opens at front for top retraction and at rear for access to cargo area.
■	■	■	Easy-Pack system tilts up folded roof at the touch of a button for easier access to trunk compartment.
■	■	■	Attachable fine-mesh wind deflector (fastens to roll bar in either raised or retracted position).
■	■	■	Touch Turn Signals flash three times with one touch of turn-signal lever, for lane changing.
■	■	■	Dual power mirrors, linked to driver's seat memory and automatically heated. Auto-dimming left-side mirror. Parking-assist right-side mirror can be programmed to tilt down upon shifting to Reverse.
■	■	■	Electrically heated rear window with auto-shutoff based on time, driving speed and outside temperature.
■	■	■	Dual aero-blade windshield wipers. Heated washer nozzles, lines and reservoir. Heated wiper parking position. Infrared rain sensor automatically adjusts intermittent wiper frequency based on amount of rainfall measured on windshield.
■	–	–	Xenon High Intensity Discharge low-beam headlamps with automatic level control, halogen high beams and heated washers.
□	■	■	Bi-Xenon High Intensity Discharge low-beam and high-beam headlamps with halogen auxiliary high beams and heated washers.
■	■	■	Halogen front foglamps. Single red rear foglamp, integrated in left taillamp cluster.
■	■	■	Daytime Running Lamps illuminate low-beam headlamps in daylight, with auto-on override in darkness.
■	■	■	Automatic lamp substitution uses a nearby lamp if a critical bulb fails.
■	■	■	Monochromatic red rear lamp covers with dual-intensity LED brake lamps and taillamps (red and smoke colour on SL55 AMG).

<b>LOCKING AND SECURITY</b>			
■	■	■	SmartKey remote central locking system with rolling-code signal for protection from transmitter cloning. SmartKey uses an electronic code to unlock the gearshift and ignition. Removing SmartKey from ignition disables engine computer.
■	■	■	SmartKey remote control integrates door lock/unlock buttons, trunk opener, removable valet key, and panic alarm. Driver may selectively unlock only the driver's door and fuel filler, or both doors plus the trunk and fuel filler. SmartKey offers infrared-remote opening/closing of windows, remote raising and lowering of hardtop, and remote turn-on of Active Ventilated seats. <sup>7</sup> Driver-programmable user-recognition feature: Each SmartKey (up to three users per car) recalls memory features for driver's seat, outside mirrors and power steering column position, plus various climate control settings, for its assigned driver.
■	■	■	Driver-programmable driveaway locking can automatically lock the doors when the car reaches 15 km/h.
■	■	■	Night security illumination uses the exterior lights to illuminate a path. Driver-programmable intervals allow lights to stay on for 60, 45, 30 or 15 seconds, or not at all. Locator lighting helps light a return path when car is remote-unlocked in darkness. Unlocking car activates illuminated entry system.
■	■	■	Automatic antitheft alarm system with towaway protection, remote panic feature, and automatic notification via Tele Aid. <sup>10</sup>
■	■	■	Emergency trunk release, located inside trunk and illuminated for 60 minutes after trunk lid is closed.
■	■	■	Integrated 3-button garage door control, compatible with HomeLink <sup>®</sup> components and some other systems.

<b>INTERIOR FEATURES</b>			
■	■	■	Multifunction steering wheel with controls for basic functions of audio system and phone, <sup>9</sup> and for multifunction display.
■	■	■	Electronic cruise control with digital readout of selected speed in multifunction display upon engagement.
□ <sup>8</sup>	–	□ <sup>8</sup>	Fingertip manual shift buttons behind steering-wheel spokes.
■	■	■	4-way (tilt/telescoping) power steering column, linked to driver's seat memory. Driver-programmable easy-exit feature.
■	■	■	Power windows, with one-touch express-up/down and one-touch operation of all four windows via power top control.
■	■	■	Auto-dimming rearview mirror, with position linked to driver's seat memory. Dual illuminated vanity mirrors (in sun visors).
■	■	■	Automatic low-intensity environmental comfort lighting of the centre console, door handles and footwells.
■	■	■	Dual reading lamps. Courtesy lamps with programmable fade-out time. Entrance lamps in both doors.
■	■	■	Centre armrest. Dual retractable cupholders. Parcel net in right footwell.
■	■	■	Glovebox and compartment underneath centre armrest are illuminated and include climate-control air outlets. Enclosed door pockets. Carpeted shelf behind seats with retractable luggage straps. Dual storage compartments beneath luggage shelf. Remote-locking the car automatically locks all of these compartments, for added convenience when parking with the top down.

<b>CLIMATE CONTROL</b>			
■	■	■	Dual-zone CFC-free automatic climate control with individual left and right electronic controls for temperature and airflow direction, with dual automatic modes. Seat-belt usage sensors allow climate control to focus first on occupied seating positions. Climate control also compensates for driving speed, window and hardtop positions, and ambient temperature.
■	■	■	Electrostatic dust and pollen filter. Integrated activated charcoal filter with smog sensor. 4-way sun sensor. Humidity/dewpoint sensor helps reduce window fogging during humid weather, and helps prevent overdrying of cooled air.
■	■	■	Tunnel mode closes all windows and cabin air intake via the air-recirculation button. REST mode can ventilate cabin or help keep cabin warmer using residual heat for up to 30 minutes after car is turned off.

<b>AUDIO/TELEMATICS</b>			
■	■	■	COMAND Cockpit Management and Data system integrates: GPS satellite navigation system. AM/FM stereo/weatherband radio. In-dash single-CD player/CD-ROM drive. Controls for 6-disc CD changer and phone. <sup>2</sup> 16.5-cm colour-LCD in-dash screen.
■	■	■	Integrated rear-cabin-mounted 6-disc CD changer.
■	■	■	Fibre-optic network offers precise, high-speed communication among components.
■	■	■	8-speaker Bose <sup>®</sup> sound system includes a dash-mounted centre fill speaker and a 10x15-cm woofer. Bose AudioPilot™ digital processing monitors sound in the cabin and helps compensate for unwanted noise with no perceived change in audio volume.
■	■	■	In-dash navigation system uses GPS satellites to determine the current location of your vehicle, and map databases on CD-ROM. <sup>11</sup>
□	□	■	Integrated Motorola V60i™ tri-band digital portable telephone, with voice control system for phone and audio system features.
■	■	■	Tele Aid uses GPS satellites to determine the current location of your car, plus a cellular link to provide 24-hour contact with Mercedes-Benz for emergency aid (SOS button), information (i-button) or Roadside Assistance (wrench button). Tele Aid also includes Automatic Collision Notification, Automatic Alarm Notification, stolen vehicle tracking, and remote keyless unlocking. <sup>10</sup>

SL500	SL55 AMG	SL600	
<b>SEATING AND TRIM</b>			
■	■	■	Heated 12-way power seats, each with pneumatic lumbar support and 3-position memory. Driver's seat memory includes steering column and all three rearview mirror positions. Memory stations are linked to each SmartKey's user-recognition feature.
–	■	–	AMG-design sport seats.
□	□	■	Active Ventilated seats with 8 internal fans plus heating feature.
□	■	■	Dynamic multicontour seatbacks with pneumatic side bolsters, shoulder supports and triple lumbar supports, plus massage feature.
■	■	■	One-button easy-access feature tilts seatback and power-glides seat forward, to facilitate use of rear-cabin storage areas.
■	–	–	Hand-fitted premium leather upholstery on seats, head restraints, dash, console, doors, armrests, roll bar and rear cabin panels. Leather-trimmed steering wheel and shift knob. Stainless-steel door sill trim.
–	■	–	Hand-fitted AMG-design perforated leather upholstery with metal AMG badges. Contrasting top-stitching on doors, dash and console. Alcantara covering instrument hood, ceiling and sun visors. AMG-design leather-trimmed sport steering wheel with raised thumbgrips and fingertip shift controls. Leather-trimmed shift knob. Stainless-steel door sill trim with AMG insignia.
–	–	■	Exclusive leather interior treatment with glove-soft Nappa leather hand-fitted to seats, head restraints, dash, console, doors, armrests, roll bar and rear cabin panels. Colour-keyed top-stitching on doors, dash and console. Alcantara covering ceiling and sun visors. Leather and wood trimmed steering wheel and shift knob. Stainless-steel door sill trim.
■	–	–	Hand-polished Chestnut, Burl Walnut or Black Ash wood trim, or aluminium trim, on console and doors.
–	■	–	Cast-finish aluminium trim on console and doors (Chestnut, Burl Walnut or Black Ash wood optional at no extra charge).
–	□	■	Hand-polished Chestnut, Burl Walnut or Black Ash wood trim on console and doors.
■	■	■	Velour carpeting and floor mats (exclusive AMG floor mats on SL55 AMG).

<b>INSTRUMENTATION</b>			
■	■	■	Electronic analogue speedometer, tachometer and gauges for fuel level and coolant temperature. Digital clock. Automatic illumination of displays and controls based on ambient light.
■	–	■	Chronographic-style gauges with glacier blue backlighting and illuminated indicators.
–	■	–	AMG-design instrument cluster with silver gauge faces, white backlighting and illuminated red indicators.
■	■	■	Dual multifunction displays in speedometer and tachometer faces can be scrolled via steering-wheel controls to operate and display various menus and vehicle features: Odometer and resettable trip meter. Touch Shift gear selection and shift mode. Outside temperature indicator. Flexible Service System, tire pressure, <sup>9</sup> engine oil-level check, and digital speedometer. Radio tuner, CD disc/track. Navigation route guidance. DISTRONIC cruise control settings. <sup>2</sup> Vehicle reminder and malfunction messages. Driver-programmable settings for instruments, lighting, vehicle and convenience features. Trip computer. Mobile phone book. <sup>9</sup>
■	■	■	Flexible Service System calculates and displays distance remaining to next basic maintenance service based on actual driving conditions, some indicators of oil condition, and engine loads, rpm and operating temperatures.
□	■	■	Parktronic audio-visual parking assistance system uses sound waves to help detect nearby obstacles at parking speeds.

<b>RESTRAINT SYSTEMS</b>			
■	■	■	Integrated Restraint System <sup>12</sup> : Driver and passenger are each provided with a front air bag, a door-mounted side-impact head/thorax air bag, and a 3-point seat belt with Emergency Tensioning Device (ETD) and belt force limiter. Driver is also provided with a knee air bag. Adaptive dual-stage front air bags are deployed in response to impact severity. Occupancy sensor prevents the passenger's air bags from deploying if the seat is unoccupied. An ETD will not deploy if seat belt is unfastened.
■	■	■	Automatic Collision Notification engages Tele Aid SOS function if an air bag or ETD deploys. <sup>10</sup>
■	■	■	Selectable seat-belt retractor for passenger seat, to help secure a child seat. <sup>12</sup> Seat belts are attached to seat frames at all three points. Shoulder belts height-adjust automatically.
■	■	■	Head restraints height-adjust automatically as seats move fore-aft, and are power-adjustable for height and manually fore-aft.
■	■	■	Pop-up roll bar: If sensors detect an imminent rollover, a high-strength steel roll bar automatically deploys in 0.3 second. Driver can also raise and retract the roll bar electrically via a console control. <sup>13</sup>

<b>OPTIONAL EQUIPMENT</b>			
□	□	□	Panorama roof: A tinted glass retractable hardtop with manually retractable internal sunshade.
□	■	■	Bi-Xenon High Intensity Discharge low-beam and high-beam headlamps.
□	–	–	17" 7-spoke wheels with 255/45R17 98W high-performance tires <sup>6</sup> (no extra charge).
–	□	–	18" AMG monoblock wheels (no extra charge). <sup>5</sup>
□	□	□	Keyless Go vehicle entry and starting system.
□	□	□	DISTRONIC adaptive cruise control.
□	□	■	Active Ventilated seats with 8 internal fans plus heating feature.
□	■	■	Dynamic multicontour seatbacks.
□	–	■	Leather and wood trimmed shift knob (not available with aluminium interior trim).
□	–	■	Leather and wood trimmed steering wheel (not available with aluminium trim or AMG Sport Package).
□	–	□	Heated steering wheel (not available with <i>designo</i> wood interior trim or AMG Sport Package).
□	□	■	Integrated Motorola V60i™ tri-band digital portable telephone, with voice control system for phone and audio system features.
□	□	□	COMAND nationwide navigation map collection (10 CD-ROMs for all of the mapped Canada and U.S.). <sup>11</sup>
□	■	■	Parktronic parking assistance system.
□	□	□	Onboard tire-pressure monitoring system can display inflation pressure of all four mounted tires via the multifunction display.
□	□	□	Metallic paint (no charge).
□	–	□	<b>AMG Sport Package:</b> AMG-design front air dam, side sills, rear apron and fingertip manual shift buttons (standard on SL55 AMG). Four staggered-width 18" AMG double-spoke wheels with high-performance tires. <sup>5</sup>

- STANDARD
- OPTIONAL
- NOT AVAILABLE

© 2005 Mercedes-Benz Canada Inc.  
Marketing Communications

All illustrations and specifications contained in this brochure are based on the latest product information available at the time of publication. Mercedes-Benz reserves the right to make changes at any time, without notice, in colours, materials, equipment, specifications and models. Any variations in colours shown are due to reproduction variations of the printing process. Illustrations may include test situations. Some vehicles may be shown with non-Canadian equipment. Some vehicles are shown with optional equipment. HomeLink is a registered trademark of Prince, a Johnson Controls Company.

♻️ In an effort to minimize the environmental impact of this brochure, Mercedes-Benz uses a recycled coated paper that is guaranteed in writing to contain a minimum of 10% post-consumer waste.

Printed in Canada  
MBC-05-720-9

Mercedes-Benz Canada Inc.  
98 Vanderhoof Avenue  
Toronto, Ontario M4G 4C9  
1-800-387-0100  
[www.mercedes-benz.ca](http://www.mercedes-benz.ca)



Mercedes-Benz



SL 500 shown on cover in Pewter metallic.