



HONDA

Get the latest photos, MSRPs, features, accessories, specs and more at www.honda.ca

Specifications, features, illustrations and equipment shown in this catalogue are based on the latest available information at the time of publication. Although descriptions are believed to be correct, accuracy cannot be guaranteed. Honda Canada Inc. reserves the right to make changes at any time, without notice or obligation, in colours, specifications, accessories, materials and models. Some vehicles are shown with optional equipment. Canadian specifications may vary. Map Database of the Honda Satellite-Linked Navigation System covers major metropolitan areas in southern Canada and the 48 contiguous U.S. states. For a list of current detailed coverage areas, refer to the Honda web site, www.honda.ca. Bluetooth is a registered trademark of SIG Inc. HomeLink and HandsFreeLink are trademarks or registered trademarks of Johnson Controls Technology. Can be programmed with codes of up to three remote-control devices (e.g., garage-door opener, home security system, etc.). Additional control devices not provided by Honda may be required. XM is a registered trademark of XM Satellite Radio Inc. Honda, Ridgeline, VTEC, Variable Torque Management, VTM-4, PGM-FI, Drive-by-Wire Throttle System, In-Bed Trunk, Dual-action tailgate, Vehicle Stability Assist, VSA, The Power of Dreams, ASIMO and FCX are trademarks of Honda Motor Co., Ltd.




2009
Ridgeline



> MORE THAN TOUGH.

One incredibly tough
act to follow.





The innovative Honda Ridgeline. It's more than tough. It's stylish. It's mighty powerful. And it's a Honda, so you know it's packing more brains than your typical truck. For starters, take a look at its sleek, available chrome-accented grille, chiselled lines and available 18-inch wheels. Or check out the innovative In-Bed Trunk™ and an interior that's as comfortable as it is configurable. Then get out on a rough road and feel all four wheels smoothly power you ahead like there's nothing to it. But make no mistake: the Ridgeline is all truck – and then some.

EX-L model shown

MORE THAN TOUGH.

Ridgeline

A model Canadian.



Introducing the exclusive, new Canadian Value Package Ridgeline.

It works hard. It plays hard. And, it's only available in Canada. So go ahead and tow the day away with the integrated trailer hitch and ground controlling Variable Torque Management™ 4-wheel drive system (VTM-4®). Haul like there's no tomorrow with eight heavy-duty tie-down cleats. Take a second to admire the standard front-inset fog lights and stylish 17-inch aluminum-alloy wheels. Or maybe just explore more of the great Canadian outdoors, using the built-in trip computer and rearview mirror with compass.

➤ Body-coloured heated folding power side mirrors / Body-coloured door handles / Privacy glass / Auxiliary input jack



VP model shown

MORE THAN TOUGH.

Ridgeline

A close-up, low-angle shot of a dark-colored Honda Ridgeline truck driving through a desert canyon. The truck is splashing a large amount of brown dirt and mud, which is captured in mid-air, creating a dynamic and textured foreground. The background shows the rugged, layered rock formations of the canyon under a clear blue sky. The truck's front wheel and fender are visible on the right side of the frame.

V-6 power with brains to boot.

Under the Ridgeline's hood, brawn meets a whole lot of brains. Honda ingenuity puts 250 hp and 247 lb.-ft. of torque underfoot for authoritative launches and gutsy acceleration, even when hauling heavy loads or big trailers. The strong V-6 is mated with an equally advanced and thoroughly robust 5-speed automatic transmission with Grade Logic Control, and Honda's Variable Torque Management 4-wheel drive system (VTM-4[®]) makes short work of even the longest hauls.

Advanced engineering is behind the 3.5-litre V-6 engine's blend of surprising fuel efficiency, low emissions and abundant power – all on regular unleaded gas. It begins with a high 10:1 compression ratio and the smooth power delivery of its Drive-by-Wire Throttle System™. Ridgeline also benefits from patented Variable Valve Timing and Lift Electronic Control (VTEC[®]) technology as well as a dual-stage intake manifold. These systems work together to maximize torque at low-engine speeds and boost horsepower as engine speeds increase. A unique fresh-air intake helps keep output strong even in high-temperature, heavy-duty driving and towing conditions. And yet with all this ample power at your disposal, all models are also low-emission vehicles with a Tier 2 Bin 5 rating.



EX-L model shown

MORE THAN TOUGH.

Ridgeline



In a Ridgeline, you get luxury for five and innovative utility for everyone. Take command from the wide, supportive driver's seat. EX-L model features a driver's seat with 8-way power adjustment, as well as a dual-zone automatic climate control with air-filtration system. You also get a powerful audio system to play with and a leather-trimmed interior for that extra touch of luxury.

> Available 7-speaker 160-watt AM/FM/CD/MP3/WMA audio system with 6-disc in-dash CD changer including subwoofer / Available XM® Satellite Radio with no-charge 3 month trial / Available heated front seats

The image shows the interior of a Honda Ridgeline pickup truck. The dashboard is dark grey with a navigation screen on the left displaying a map. A red baseball cap is placed on the dashboard. Below the dashboard, a pair of work gloves is resting on the passenger seat. The truck is parked in a forest with mossy trees and greenery visible through the windows.

Tough has a
soft side too.

Should you find yourself venturing into some unfamiliar territory the Ridgeline's available Honda Satellite-Linked Navigation System with bilingual Voice Recognition™ and steering wheel-mounted controls will come in handy. And speaking of bilingual, there's also an available HandsFreeLink™ Bluetooth® wireless telephone interface. And should you find all this a bit more than you'd expect from a pickup truck, we think you'll get used to it.

EX-L model shown with available Honda Satellite-Linked Navigation System with bilingual Voice Recognition

MORE THAN TOUGH.

Ridgeline

Behold everything.





- > The centre console is a cargo bay in and of itself, and it gets even bigger when you slide the front edge forward. It has a wide armrest, a hidden tray for smaller items and a sliding beverage holder/food tray.
- > Thanks to the 60/40 lift-up rear seat and wide-opening doors, even a full-size mountain bike will fit right in. Whether you need the space for passengers, cargo or both, the Ridgeline is ready.*
- > The workhorse-like utility of the Ridgeline extends into the passenger compartment as well with plenty of under-seat storage beneath the 60/40 lift-up rear seat.
- > Fold up part of the rear seat and take a passenger along with a whole lot of gear. The rear centre console has courtesy lights that brighten up the floor area, even with the seat down.



EX-L model shown with available Honda Satellite-Linked Navigation System with bilingual Voice Recognition
*Honda reminds you to properly secure all items stored in the cargo area.

It's like a tackle box that
folds into a toolshed.



When it comes to loading up, the Ridgeline is ready. It's equipped with an extremely durable Steel-Reinforced Composite (SRC) cargo bed that's dent and corrosion resistant. What's more, the Ridgeline is constructed with high-strength steel cross members that can handle a 1/2-ton (1550 lb.) payload. And with the added flexibility of a dual-action tailgate and the unique storage area offered by the Ridgeline's In-Bed Trunk, loading and unloading is a breeze. The only tricky part will be figuring out what not to take with you this weekend.



A >



B >



C > Shown with Bed Extender accessory.



D >

- > A. Swing the Dual-action tailgate™ to the side for easy access to the cargo area and In-Bed Trunk.
- > B. The tailgate can also fold down and is designed to support 137 kg (300 lb.), so you can slide in a thick stack of 4x8 plywood or load a couple of Honda dirt bikes or an ATV.
- > C. The 1524-mm (5-ft.) cargo bed features four integrated cargo area lights and eight heavy-duty tie-down cleats.
- > D. The lockable In-Bed Trunk provides 240.7 litres of secure weatherproof storage space for toolboxes, golf clubs or anything else you need to keep safe.

Towing. Now we're talking truck.

A black Chevrolet Ridgeline truck is shown from a high-angle, rear-quarter perspective, driving on a two-lane coastal highway. The truck is moving towards the right side of the frame. The road is bordered by a white concrete guardrail in the foreground, which recedes into the distance. The background features a steep, rocky cliffside that meets the ocean. The water is a deep blue with white foam from breaking waves. The lighting suggests a bright, sunny day, with strong shadows cast on the road.

The Ridgeline comes right off the showroom floor with most of what you'll need for rigorous hauling duty. It'll tow up to 2268 kg (5000 lb.), and its closed-box, high-strength steel frame with unit-body construction gives it 20 times more rigidity than conventional trucks – so it can pull those heavy loads with confidence-inspiring stability.

The Ridgeline is a truck that's up to the job in every way. And a big part of trucking is towing, a job the Ridgeline takes very seriously. To start, it has a 5-speed automatic transmission with Grade Logic Control that's specially geared for towing. There's also a standard heavy-duty radiator with dual fans, a heavy-duty power-steering cooler and a heavy-duty automatic-transmission cooler. Plus, there's plenty of stopping power at the ready, thanks to the 4-wheel Anti-Lock Braking System (ABS) with ventilated front discs and Electronic Brake Distribution (EBD) for more stable stops.

EX-L model shown with towing package accessories.



➤ **Standard Towing Features:**

- › Integrated trailer hitch
- › 7-pin trailer connection
- › Wired for trailer brake controller
- › Heavy-duty radiator with dual fans
- › Heavy-duty power-steering cooler
- › Reinforced unit-body construction
- › 2268 kg (5000 lb.) towing capacity
- › Heavy-duty automatic transmission cooler

MORE THAN TOUGH.

Ridgeline

High road. Low road. No road.



It won't matter if your adventures take you off-road or on-road. Honda's sophisticated Variable Torque Management 4-wheel drive system (VTM-4[®]) can handle just about anything, from a slick, steep boat ramp to a rough-and-tumble back road, instantly directing power to the wheels with the best traction. And with a refined, fully independent suspension, that go-anywhere attitude comes in a curve-hugging, earth-hugging, fun-to-drive package.

Specially constructed race vehicle not available for sale. For closed-course competition only. 2008 model shown.



Unlike the solid rear axle on most trucks, the Ridgeline has front and rear independent suspension. So its rugged off-road abilities are paired with a refined on-road ride, a stable, firmly planted feel, responsive steering and confidence-inspiring cornering. And you still get more than 208 mm (8 inches) of ground clearance.

A. Integrated Closed-Box Frame. The rugged closed-box frame is integrated with unit-body construction. It's the best of all worlds: a tough, tow-ready truck with a smooth ride.


B. Front Differential. Under normal driving conditions, the VTM-4 system channels all power to the front differential. This maximizes efficiency when 4WD isn't needed, such as on dry pavement.

C. 4-Wheel Drive System. Sensors constantly monitor traction at each wheel and send a stream of data to the VTM-4 Electronic Control Unit (ECU). The ECU then instantly distributes torque from front to back to maintain optimum traction.

D. Propeller Shaft. The centre propeller shaft constantly sends power to the rear differential, where it can be transmitted to the rear wheels. It also features a special damper to help reduce vibration.

E. VTM-4 Lock. When you need to start off in extremely low-traction conditions, such as on ice or loose gravel, just push a button to lock the rear differential for extra help to get moving. And it can stay locked at speeds of up to 29 km/h.

F. Rear Differential. Electromagnetic clutches in the rear differential can be engaged by the VTM-4 system to deliver up to 70% of the engine's power to the rear wheels for reassuring 4WD traction.

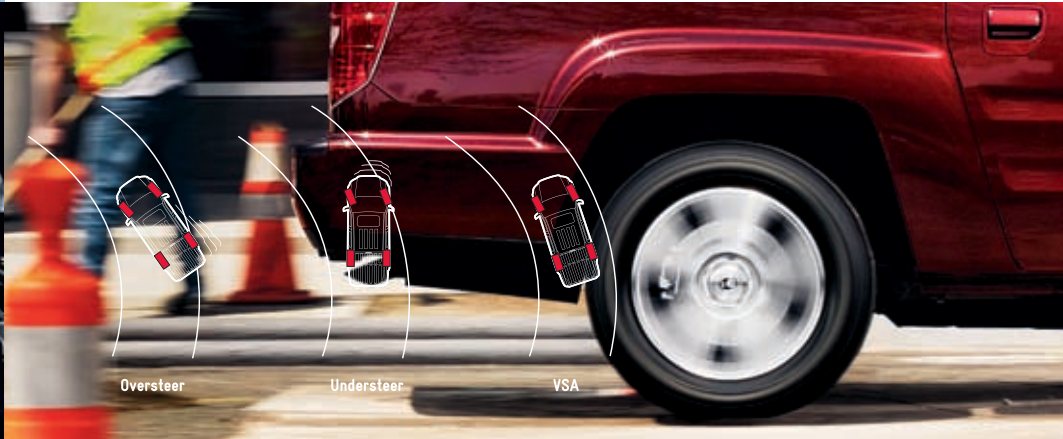




Solid on safety.

Safety for Everyone is Honda's commitment to providing one of the highest levels of standard safety features to help ensure occupant safety and protection. In fact, recent crash tests conducted by the National Highway Traffic Safety Administration ranked Honda as a leader for models with 5-star crash safety ratings for front and side impact.* And through real-world research, Honda is focused on developing unequalled measures of protection to enhance the safety of occupants in other vehicles and even pedestrians – an innovative idea that is quickly becoming a reality.

*Government star ratings are part of the National Highway Traffic Safety Administration's (NHTSA's) New Car Assessment Program (www.safercar.gov). Model tested with standard side-impact air bags (SABs).



Solid Frame Structure. Like all Honda trucks, the Ridgeline is built with a solid unit-body frame for added strength, stability and vehicle handling. Impact-absorbing front and rear crumple zones deform in a controlled manner to help absorb collision energy while a rigid safety cell, reinforced with high-tensile steel and numerous cross braces, helps stop cabin deformation.

Six Standard Airbags. Six airbags line the vehicle's cabin, including the revolutionary passenger-side Occupant Position Detection System (OPDS) airbag that will not deploy if the system detects a smaller-sized or out-of-position occupant.

Pedestrian Safety. Innovative pedestrian safety features include energy-absorbing hood and front fenders and breakaway wiper pivots.

LATCH. Three standard Lower Anchors and Tethers for Children (LATCH) offer three secure child-seat restraint positions in the second row.

Rearview Camera. An available rearview camera shows a colour image of the area directly behind your vehicle on the in-dash navigation-system screen. Even if the navigation system is turned off, the camera is activated automatically when you engage reverse.

Active Front Seat Head Restraints. Active front seat head restraints lessen the potential for neck injuries caused during rear-end collisions by reducing the space between the occupant's head and the seat head.


Anti-lock Brakes. For safe stopping, the 4-wheel Anti-lock Braking System (ABS) helps you maintain control under hard braking conditions, while Electronic Brake Distribution (EBD) and Brake Assist optimize braking power based on weight distribution inside the vehicle.


Vehicle Stability Assist (VSA®). Vehicle Stability Assist with Traction Control senses and corrects oversteer and understeer to enhance handling and cornering stability, while Traction Control ensures grip during acceleration.


Tire Pressure Monitoring System. For enhanced performance and safety, a Tire Pressure Monitoring System (TPMS) with location indicators continually monitors the air pressure in each tire. If pressure drops in any one tire, an alert appears on the driver's instrument panel, indicating which tire needs attention.

Honda reminds you and your passengers to always buckle up. Children 12 and under are safest when properly secured in the rear seat.

**THE
HONDA
BENEFIT**

 GREEN

 SAFE

 FUN



As the world's largest engine manufacturer, Honda has a tradition of turning innovative ideas into products that help make our world greener, safer and a little more fun. These products are equipped with some of the cleanest, most fuel-efficient engines you'll find on the road, in the water or high above the clouds. And as technically ingenious as these products are, they are all brought to life by The Power of Dreams.



1> ASIMO™, the advanced life-assisting humanoid robot 2> The high-speed, fuel-efficient HondaJet 3> Honda's advanced safety research and development facility in Tochigi, Japan 4> First manufacturer of a full line of cleaner 4-stroke outboard motors 5> The world's first motorcycle safety airbag 6> The Zero-Emission Honda FCX™ Clarity

Ridgeline DX

100-watt AM/FM/CD/MP3/WMA audio system with 6 speakers • 12-volt power outlets (3) • 17" styled steel wheels • 247 lb.-ft. torque @ 4300 rpm • 250-hp, 3.5-litre, 24-valve, SOHC, VTEC® V-6 • 4-wheel Anti-lock Braking System (ABS) with Electronic Brake Distribution (EBD) and Brake Assist • 5-speed automatic transmission with Grade Logic Control • 60/40 lift-up rear seat with underseat storage • Air conditioning with air-filtration system • Drive-by-Wire Throttle System™ • Driver's and front passenger's illuminated vanity mirrors • Dual-action tailgate™ • Dual-stage, dual-threshold front airbags (SRS) • Exterior temperature indicator • Front side airbags with passenger-side Occupant Position Detection System (OPDS) • Heated folding power side mirrors • Heavy-duty automatic transmission cooler • Heavy-duty power-steering cooler • Heavy-duty radiator with dual fans • Immobilizer Theft-Deterrent System • In-Bed Trunk™ • Integrated bed lights (4) with auto-off timer • Integrated closed-box frame with unit-body construction • Limited-slip rear differential • MacPherson strut front suspension • Maintenance Minder system • Multi-link rear suspension with trailing arms • Power sliding rear cabin window • Power windows with auto-up/down driver's window • Side curtain airbags with rollover sensor • Steel-Reinforced Composite (SRC) cargo bed • Steering wheel-mounted cruise control • Tire Pressure Monitoring System (TPMS) with location indicators • Variable Torque Management™ 4-wheel drive system (VTM-4®) • Vehicle Stability Assist (VSA®) with Traction Control

Ridgeline VP Adds to or replaces DX features:

17" aluminum-alloy wheels • Fog lights • Auxiliary input jack • Privacy glass • Body coloured heated folding power side mirrors • Body-coloured door handles • Rearview mirror with compass

Ridgeline EX-L Adds to or replaces VP features:

160-watt AM/FM/CD/MP3/WMA 6-disc in-dash CD changer audio system with 7 speakers including subwoofer • 18" aluminum-alloy wheels • Ambient console lighting • Available Honda Satellite-Linked Navigation System with bilingual Voice Recognition • Available rearview mirror with compass • Power moonroof with tilt feature • Driver's seat with 8-way power adjustment • Dual-zone automatic climate control system with air filtration • Heated front seats • HomeLink® remote system • Leather-trimmed interior • Leather-wrapped steering wheel • Security system • 115-volt power outlet • Available HandsFreeLink™ Bluetooth® bilingual wireless telephone interface • Available rearview camera

Accessories

18" Alloy wheels • Back up sensor • Bed extender • Chrome side steps • Door visors • Floor liner • Fog lights • Front grille • Hood edge deflector • Rear DVD entertainment system



Ridgeline

SPECIFICATIONS



ENGINE	DX	VP	EX-L
3.5-litre, 24-valve, SOHC, VTEC® V-6	•	•	•
Horsepower @ rpm [†]	250 @ 5700	250 @ 5700	250 @ 5700
Torque (lb.-ft. @ rpm) [†]	247 @ 4300	247 @ 4300	247 @ 4300
Bore and stroke (mm)	89 x 93	89 x 93	89 x 93
Compression ratio	10.0:1	10.0:1	10.0:1
Displacement (cc)	3471	3471	3471
Drive-by-Wire Throttle System™	•	•	•
Emissions rating	Tier 2 Bin 5	Tier 2 Bin 5	Tier 2 Bin 5
Fresh-air intake	•	•	•
Multi-Point Programmed Fuel Injection system (PGM-FI®)	•	•	•
Redline (rpm)	6300	6300	6300

[†]Horsepower and torque calculations reflect SAE net Rev 08/04, SAE J1349 procedures.

DRIVETRAIN	DX	VP	EX-L
5-speed automatic transmission with Grade Logic Control	•	•	•
Final drive ratio	4.533	4.533	4.533
Heavy-duty automatic-transmission cooler	•	•	•
Limited-slip rear differential	•	•	•
Variable Torque Management™ 4-wheel drive system (VTM-4®)	•	•	•

TOWING	DX	VP	EX-L
Gross Vehicle Weight Rating (GVWR) – 2745 kg (6051 lb.)	•	•	•
Heavy-duty power steering cooler	•	•	•
Heavy-duty radiator with dual fans	•	•	•
Payload capacity – 705 kg (1554 lb.)	•	•	•
Pre-wired for trailer brake controller	•	•	•
7-pin trailer connection	•	•	•
Towing capacity* – 2268 kg (5000 lb.)	•	•	•

*When combined with Honda's accessory towing package. See Owner's Manual for details.

EXTERIOR	DX	VP	EX-L
Door handles	Black	Body-coloured	Body-coloured
Dual-action tailgate™	•	•	•
Front splash guards	•	•	•
Front fog lights	•	•	•
Heated folding power side mirrors	Black	Body-coloured	Body-coloured
Heavy-duty front and rear tow hooks (4)	•	•	•
Heavy-duty tie-down cleats (8)	•	•	•
Hidden roof-mounted antenna	•	•	•
In-Bed Trunk™	•	•	•
Integrated bed lights (4) with auto-off timer	•	•	•
Multi-reflector halogen headlights	•	•	•
Power moonroof with tilt feature	•	•	•
Privacy Glass	•	•	•
Variable intermittent windshield wipers with automatic heated wiper zone	•	•	•
SAFETY	DX	VP	EX-L
3-point rear centre seat belt	•	•	•
3-point seat belts with front pretensioners	•	•	•
4-wheel Anti-lock Braking System (ABS) with Electronic Brake Distribution (EBD) and Brake Assist	•	•	•
Active front seat head restraints	•	•	•
Child-proof rear door locks	•	•	•
Dual-stage, dual-threshold front airbags (SRS)	•	•	•
Front side airbags with passenger-side Occupant Position Detection System (OPDS)	•	•	•
Immobilizer Theft-Deterrent System	•	•	•
Lower Anchors and Tethers for Children (LATCH) in 2nd row	3	3	3
Security system	•	•	•
Side curtain airbags with rollover sensor	•	•	•
Tire Pressure Monitoring System (TPMS) with location indicators	•	•	•
Vehicle Stability Assist (VSA®) with Traction Control	•	•	•
SEATING & TRIM	DX	VP	EX-L
60/40 lift-up rear seat with underseat storage	•	•	•
Driver's seat adjustment	6-way manual	6-way manual	8-way power
Driver's seat with power lumbar support	•	•	•
Leather-trimmed interior	•	•	•
Leather-wrapped steering wheel	•	•	•
Passenger seat with 4-way adjustment	•	•	•
Seating capacity	5	5	5
CHASSIS	DX	VP	EX-L
17" styled steel wheels	•	•	•
17" aluminum-alloy wheels	•	•	•
18" aluminum-alloy wheels	•	•	•
All-season tires	P245/65 R17	P245/65 R17	P245/60 R18
Fully boxed High-Strength Steel (HSS) frame rails with internal stiffeners	•	•	•
Integrated closed-box frame with unit-body construction	•	•	•
Integrated trailer hitch	•	•	•
MacPherson strut front suspension	•	•	•
Multi-link rear suspension with trailing arms	•	•	•
Power-assisted, ventilated front disc/solid rear disc brakes	•	•	•
Steel-Reinforced Composite (SRC) cargo bed	•	•	•
Variable power-assisted rack-and-pinion steering	•	•	•

COMFORT & CONVENIENCE	DX	VP	EX-L
12-volt power outlets (3)	•	•	•
115-volt power outlet (1)			•
Air conditioning with air-filtration system	•	•	
Ambient console lighting			•
Day/night rearview mirror	•	•	•
Door-pocket storage bins	•	•	•
Driver's and front passenger's illuminated vanity mirrors	•	•	•
Dual-zone automatic climate control with air-filtration system			•
Exterior temperature indicator	•	•	•
HandsFreeLink™-bilingual Bluetooth® wireless telephone interface			Available
HomeLink® remote system			Available
Honda Satellite-Linked Navigation System with bilingual Voice Recognition™			Available
Maintenance Minder system	•	•	•
Multi-functional centre console storage with sliding armrest	•	•	•
Overhead sunglasses holder	•	•	•
Power sliding rear cabin window	•	•	•
Power windows with auto-up/down driver's window	•	•	•
Rear-seat heater ducts	•	•	•
Rearview camera			Available
Rearview mirror with compass		•	Available
Remote entry system	•	•	•
Steering wheel-mounted cruise control	•	•	•
Tilt steering column	•	•	•
Trip computer	•	•	•

DIMENSIONS	DX	VP	EX-L
Approach/breakover/departure angle (degrees)	24.5/21/22	24.5/21/22	24.5/21/22
Cargo volume (L), with 2nd row seat folded	1172	1172	1118
Curb weight (kg)	2047	2033	2065/2070 (Navi)
Fuel tank capacity (L)	83.3	83.3	83.3
Ground clearance (mm)	208	208	208
Headroom – front/2nd row (mm)	1034/993	1034/993	983/991
Height (mm)	1786	1786	1808
Hiproom – front/2nd row (mm)	1463/1453	1463/1453	1463/1453
In-Bed Trunk™ capacity (L)	240.7	240.7	240.7
Legroom – front/2nd row (mm)	1036/925	1036/925	1036/925
Length (mm)	5255	5255	5255
Passenger volume (L)	3174	3174	3084
Pickup bed length (mm)	1524	1524	1524
Pickup bed width (mm)	1257	1257	1257
Shoulder room – front/2nd row (mm)	1605/1590	1605/1590	1605/1590
Track (mm) – front/rear	1705/1700	1705/1700	1705/1700
Turning radius (m)	6.5	6.5	6.5
Washer tank capacity (L)	4.5	4.5	4.5
Wheelbase (mm)	3100	3100	3100
Width (mm)	1976	1976	1976

FUEL ECONOMY* (L/100 KM)	DX	VP	EX-L
Automatic transmission (City/Hwy)	14.1/9.8	14.1/9.8	14.1/9.8
Recommended fuel	Regular	Regular	Regular

*Fuel consumption for comparison purposes only and may vary with usage and accessories. See dealer for latest EnerGuide results published by Natural Resources Canada (when available).

ENTERTAINMENT

DX

VP

EX-L

100-watt AM/FM/CD/MP3/WMA audio system with 6 speakers
 160-watt AM/FM/CD/MP3/WMA 6-disc in-dash CD changer audio system and 7 speakers including subwoofer
 Steering wheel-mounted audio controls with illumination
 Auxiliary input jack
 XM Satellite Radio (with a no-charge trial for 3 months)

•

•

•

•

•





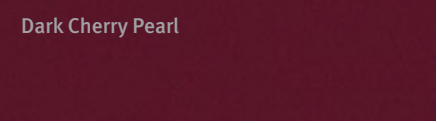







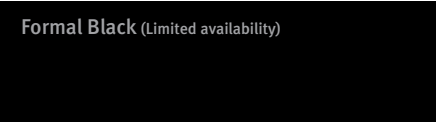



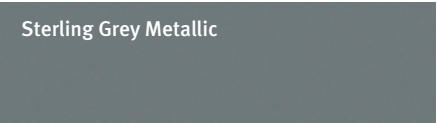










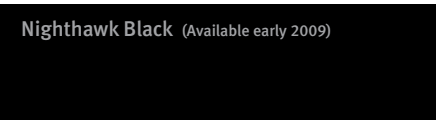



•

EXTERIOR RIDGELINE

INTERIOR DX

INTERIOR VP

INTERIOR EX-L

<p>Taffeta White</p> 	<p>Grey Fabric</p> 	<p>Grey Fabric</p> 	<p>Grey Leather</p> 
<p>Dark Cherry Pearl</p> 	<p>Grey Fabric</p> 	<p>Black Fabric</p> 	<p>Black Leather</p> 
<p>Billet Silver Metallic</p> 	<p>Grey Fabric</p> 	<p>Black Fabric</p> 	<p>Black Leather</p> 
<p>Formal Black (Limited availability)</p> 	<p>Grey Fabric</p> 	<p>Black Fabric</p> 	<p>Black or Beige Leather</p> 
<p>Sterling Grey Metallic</p> 	<p>Grey Fabric</p> 	<p>Black Fabric</p> 	<p>Black Leather</p> 
<p>Bali Blue Pearl</p> 	<p>Grey Fabric</p> 	<p>Grey Fabric</p> 	<p>Grey Leather</p> 
<p>Mocha Metallic</p> 		<p>Black Fabric</p> 	<p>Black Leather</p> 
<p>Nighthawk Black (Available early 2009)</p> 	<p>Grey Fabric</p> 	<p>Black Fabric</p> 	<p>Black or Beige Leather</p> 

Colours may not be exactly as shown.



We're Here. At Honda, assistance and support are always available. The team of trained technicians at your Honda dealership will keep your vehicle in terrific shape. Honda accessories installed at the time your vehicle is purchased are covered under the 3-year/60,000-km limited warranty. If you need more information or assistance, call us at 1-888-9-HONDA-9. For all of the latest Honda information, including product specifications, pricing, photos and more, visit honda.ca. It has everything you need to “design” your Honda and personalize it with items from a list of quality accessories.

Quality Honda Accessories give you the opportunity to fine-tune your new Honda just how you like it. Whether you want to turn up the style, the versatility or the exclusivity, every accessory is designed and built to adhere to the strictest Honda standards. See your dealer for full details.

Genuine Honda Replacement Parts are made to the same exacting standards as original Honda components and are guaranteed by the Genuine Honda Parts Warranty.

Make the grade with Honda. If you're a recent university or college graduate, you may be eligible for an allowance of up to \$750 on certain Honda models. To learn more about the Graduate Program, visit honda.ca or see your participating Honda dealer.

Honda Financial Services. Whether you buy or lease a Honda, Honda Financial Services can assist you with the process. Ask your dealer which lease or purchase plan best suits your needs.

We're ready to help. When you purchase a new Honda, you automatically receive Honda Plus Roadside Assistance. This service is available to you or anyone else driving your vehicle 24 hours a day, 7 days a week, anywhere in Canada or the continental U.S. Coverage is for 3 years, unlimited distance and includes towing, battery boosting, lockout assistance plus many other helpful services. Ask your dealer for more information.