

chevrolet.ca



2011 CHEVROLET SILVERADO 1500



BEYOND CAPABLE.

The capabilities of the 2011 Chevrolet Silverado 1500 are beyond question. With an engine lineup that includes the 403-horsepower Vortec 6.2L High Output V8. With towing capacities that range up to 4854 kg (10,700 lb.), when properly equipped. With the leading-edge green technology of the industry-exclusive Two-Mode Hybrid System on top of the XFE's best-in-class fuel efficiency.* Other highlights include everything from the enhanced driver control of StabiliTrak® to the refinement of the cabs that provide such a high level of comfort and convenience. But beyond the power, fuel efficiency, advanced technology, safety, control and refinement there is one quality that people turn to year in and year out - Chevrolet's rock-solid dependability, as the most dependable, longest-lasting full-size pickups on the road** - on top of the backing of the best coverage in the business. Additional affirmation comes from the fact that the 2010 Silverado 1500 earned a Consumers Digest Best Buy. The truck with the proven pedigree: Silverado.

For 2011, Chevrolet introduced the even heavier-duty Silverado 2500HD and 3500HD pickups that deliver significantly improved payloads, towing capacities, diesel power and torque. Ask your dealer for the 2011 Silverado HD brochure and visit chevrolet.ca for more information.

* 2011 Chevrolet Silverado XFE fuel consumption ratings based on GM testing in accordance with approved Transport Canada test methods. Competitive fuel consumption ratings based on Natural Resources Canada's 2010 Fuel Consumption Guide for Ward's 2010 Large Pickup segment for comparably equipped 1/2-ton models. Your actual fuel consumption may vary. Excludes hybrids and other GM models.

** Dependability based on longevity, as sourced from R.L. Polk Canada, Inc.; Canadian Vehicle in Operation registrations as of July 1, 2009 (model years 1988 to 2008) and Total New Vehicle Registrations for the full-size light-duty pickup truck segment, including chassis cabs. Calculations based on percentage of vehicles remaining in operation, weighted on age of vehicle.

Consumers Digest wrote of the 2010 Silverado 1500: "It excels in terms of its smooth ride, adept handling, and extensive range of payloads and powertrains. Because it's offered in regular, extended- and crew-cab versions; has short and long cargo beds and wheelbases; and includes a choice of rear- or four-wheel drive, there's literally something for everyone here."



Right: Silverado 1500 Crew Cab LTZ Short Box 4x4, shown in Imperial Blue Metallic with available equipment.

Left: Silverado 1500 Extended Cab LT Standard Box 4x4, shown in Blue Granite Metallic with available equipment.



CHEVROLET

RUGGED ON THE OUTSIDE, LUXURIOUS ON THE INSIDE.

Let's start by looking at the part of the truck behind the cab – all the way back behind the truck to the trailer. Silverado 1500 Crew Cab with the available MAX Trailering Package has a towing capacity of up to a massive 4808 kg (10,600 lb.). Now work your way forward to the pickup box and take note of the payload capacity of up to 898 kg (1980 lb.). Loading the box is made easier by the available EZ Lift tailgate and low bed floor height. Once inside the cab, you can't help but notice how your focus turns from work to relaxation, particularly in the LTZ Crew Cab that features heated power 10-way front bucket seats with leather seat inserts. Extraordinary capability meets exceptional comfort – in Silverado Crew Cab.



Silverado Crew Cab LTZ interior, shown in Light Titanium and Dark Titanium accents with available equipment.



Silverado 1500 Crew Cab LTZ Short Box 4x4, shown in Imperial Blue Metallic with available equipment.

IT'S CALLED THE WORK TRUCK FOR GOOD REASON.

Silverado is engineered with a serious work ethic. That begins at the foundation with a three-piece modular frame that provides the greatest support where it's needed most. The truck is also dedicated to providing the functionality you need to get the job done. Extended Cabs include large rear doors that open a full 170 degrees for easy access. Inside, the rear seat folds up to provide secure interior cargo space. Work Truck models are built specifically for business applications, with features like an easily removable tailgate, four cargo tie-downs, stake pockets, two-tier loading capability and cargo bulkheads. The available integrated Cargo Management System increases versatility by making it easy to reconfigure the cargo box using sliding hooks mounted on the C-channel tracks on the sides and front of the box. Work harder, with an even harder working truck - Silverado.



Silverado Extended Cab LT interior, shown in Light Cashmere with available leather-appointed 40/20/40 split-bench front seat featuring a 9 L lockable under-seat storage space with a 12-volt power outlet, in addition to a 6 L fold-down armrest storage compartment.



Silverado 1500 Extended Cab LT Standard Box 4x4, shown in Blue Granite Metallic with available equipment.

IT ISN'T A DECAL – IT'S A WAY OF LIFE.

The world neatly divides in two: off-roaders and everybody else. For true-blooded off-roaders, there's only one full-size pickup that measures up to the rough and tumble world that begins where the pavement ends: Silverado 1500 with the Z71 Plus Package. Capabilities are enhanced by the Z71 Off-Road Chassis Package that includes new Rancho® shocks and off-road jounce bumpers, in addition to beefier 18-in. bright machined aluminum wheels and

P265/65R18 On/Off Road tires. The styling is also more rugged, with a body-coloured grille that includes a chrome mesh insert, chrome recovery hooks, plus body-coloured front lower fascia, door handles and exterior mirrors. The cab includes a Z71-exclusive instrument cluster and a bright sill plate. Oh, and did we mention the Z71 decals? A graphic exclamation mark for a truck that is engineered specifically for off-roading – with a package offered exclusively by Chevrolet.



Silverado 1500 Extended Cab LT Standard Box 4x4, shown in Sheer Silver Metallic with available Silverado Z71 Plus Package and other available equipment.

ALL THE LATEST TECHNOLOGY ON VIEW.

While Silverado is equipped with a wide array of technology to make it more capable, it also features the latest in technology to enhance your information, entertainment and communications. You can literally see the advantages with the available rearview camera system that helps eliminate the unknown when in reverse. And you can hear the benefits of the available Bose® premium sound system with a subwoofer and six-disc CD changer. Your selection of music is enhanced by the available XM Satellite Radio™* and a USB port that enables you to bring your favourite tunes with you. As for the communications, Bluetooth® wireless mobile phone connectivity is available. And the standard OnStar®** system with, new for 2011, Turn-by-Turn Navigation – the simplest and smartest navigations system available. Connect with the world around you – from inside Silverado.

* Available in 10 Canadian provinces and the 48 contiguous United States. Subscription sold separately after trial period. Visit xmradio.ca for details.

** Visit onstar.ca for coverage map, details and system limitations. Services vary by model and conditions.



Bluetooth hands-free wireless connectivity enables you to make, answer and end calls on compatible mobile phones, using available steering wheel-mounted controls. Standard on LTZ and Hybrid, available on WT and LT models.



Silverado LT instrument panel, shown with available equipment.



The available rearview camera system helps you see behind the truck, thanks to the camera positioned near the tailgate release handle. The image is displayed on the rear-view mirror or the available touch-screen navigation screen, when so equipped. In addition to the obvious safety benefits, the system helps when you're hooking up a trailer.



A USB port enables you to operate an MP3 player and access music on a flash drive. Standard on LTZ, available on LT models.



The DVD navigation system† features a large, full-colour, touch-screen monitor, and voice recognition that responds to as many as 26 different commands. The system enables you to choose between different routes and provides step-by-step directions to your selected destination. It also alerts you if you stray from your course – and even develops a new, alternative route if you make a wrong turn. Available on Extended and Crew Cab LTZ models.

† At time of printing, detailed map coverage is available for most major urban areas of the United States and certain metropolitan areas of Canada (Vancouver, Calgary, Edmonton, Winnipeg, Windsor, London, Toronto, Ottawa, Montreal, Quebec City and Halifax). Coverage is limited outside these areas.

WHERE LESS IS DEFINITELY MORE.

Silverado has rewritten the rulebook when it comes to full-size pickup fuel efficiency. The Silverado XFE combines the 326 horsepower Vortec 5.3L V8 that features Active Fuel Management® and Variable Valve Timing (VVT) with a six-speed automatic transmission that includes two overdrive gears – in addition to a 3.08:1 axle ratio, lower-rolling resistance tires and a soft tonneau cover. The result is best-in-class highway and city fuel consumption ratings.* The only truck that does better is the game-changing Silverado Hybrid. It features one of the world's most sophisticated technologies: the Two-Mode Hybrid System. The Two Modes make it possible for this hybrid to provide optimal power and fuel efficiency in a wide range of driving situations. It can operate on a combination of Vortec 6.0L LIVC V8 VVT gasoline power and electric power generated by GM's Hybrid Propulsion System – or each on its own. The result is an amazing 10.1 L/100 km city fuel consumption rating,** comparable to many mid-size sedans. The most fuel-efficient Silverado XFE and the even more fuel efficient Silverado Hybrid.

* 2011 Chevrolet Silverado XFE fuel consumption ratings based on GM testing in accordance with approved Transport Canada test methods. Competitive fuel consumption ratings based on Natural Resources Canada's 2010 Fuel Consumption Guide for Ward's 2010 Large Pickup segment for comparably equipped 1/2-ton models. Your actual fuel consumption may vary. Excludes hybrids and other GM models.

** 2011 Silverado Hybrid ratings based on GM testing in accordance with approved Transport Canada test methods. Your actual fuel consumption may vary.



Silverado 1500 Hybrid Crew Cab Short Box 4x4, shown in Sheer Silver Metallic.



Silverado 1500 Crew Cab Short Box with XFE Fuel Economy Package, shown in Sheer Silver Metallic. Silverado XFE features an aluminum block Vortec 5.3L V8, 6-speed automatic transmission, low-rolling resistance tires, aluminum wheels, soft tonneau cover and many other components designed to improve fuel economy.

RIGHT ON TRACK.

Your first line of defence in Silverado is provided by integrated control technologies that include StabiliTrak with Proactive Roll Avoidance in conjunction with traction control, ABS and dynamic rear proportioning (DRP). As an electronic stability control system, StabiliTrak enhances vehicle stability and control, particularly during emergency manoeuvres and has proven to reduce the risk of a fatal single-vehicle crash by a remarkable 63 percent.* If a collision is unavoidable, Silverado offers the comprehensive occupant protection of the 360° safety system that uses a network of collision sensors around the perimeter of the truck. And the standard OnStar system** includes Automatic Crash Response which automatically alerts OnStar requesting help when a collision is detected, directing emergency help to your exact GPS location. The control you need and the help you can't do without.

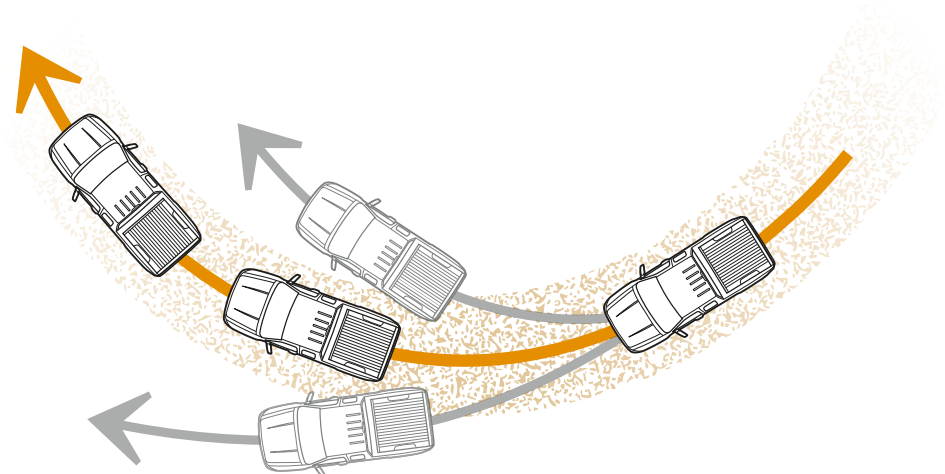
* According to information published by the U.S. Department of Transportation's National Highway Traffic Safety Administration, July 2007.
 ** Visit onstar.ca for coverage map, details and system limitations. Services vary by model and conditions. OnStar acts as a link to existing emergency providers.



STABILITRAK

StabiliTrak compares your steering input with the truck's actual track, intervening automatically whenever it detects a loss of lateral traction (sideslip), understeer (plowing) or oversteer (fishtailing). It helps return the truck to your

intended line by incrementally applying an individual brake and if necessary, by reducing engine torque. Proactive Roll Avoidance is included, reducing the truck's tendency to roll over during emergency braking.



HEAD CURTAIN SIDE-IMPACT AIR BAGS

Head curtain side-impact air bags† are standard on all models. They help reduce the risk of injuries to all outboard occupants in certain side impacts. When deployed in the unlikely event of a rollover, the air bags remain inflated for up to 6 seconds to help reduce the risk of ejection.

CAR COMPATIBILITY BRACKET

A horseshoe-shaped bracket is attached to the bottom of the front frame rail. It "grabs" the bumper of lower-profile vehicles, such as cars, reducing the risk of Silverado riding up onto the other vehicle in a collision.

PASSENGER SENSING SYSTEM

The Passenger Sensing System detects the weight of the passenger in the right front seat and automatically suppresses air bag deployment when appropriate.†

ULTRASONIC REAR PARKING ASSIST

When in Reverse at low speeds, the available ultrasonic rear parking assist detects objects in your path up to 2.4 m (8 ft.) behind the vehicle, and activates audio warnings.

† A NOTE ON CHILD SAFETY: Always use safety belts and proper child restraints, even in vehicles equipped with air bags.



Does your vehicle have a help button? With OnStar,** you can get


the help you need at a push of a button. If you're in a collision, you don't even need to ask for help - sensors in your vehicle can automatically alert an OnStar Adviser. If your car is stolen, we use GPS technology to help police find it. OnStar

with 6 months of the Directions & Connections Plan with Turn-by-Turn Navigation is included- the simplest and smartest navigation system available. Just push the OnStar button and tell the Adviser where you want to go, then turn-by-turn directions are downloaded to your vehicle. No one offers more ways to help you on the road. Learn more at onstar.ca

THE NUMBERS TELL THE STORY.

There is a direct correlation between power and towing capacities. The power side of the equation for the Silverado 1500 includes the popular Vortec 5.3L V8 VVT engine and six-speed automatic transmission combination that generates 326 horsepower and 348 lb.-ft. of torque. That's an increase of 11 horsepower and 13 lb.-ft. of torque for 2011. The Vortec 5.3L V8 includes Active Fuel Management that shuts down half the engine's cylinders when power demands are low, enhancing fuel efficiency – helping 1500 4x4 models achieve best-in-class fuel economy.* For maximum power, opt for the available Vortec 6.2L V8 that produces 403 horsepower and 417 lb.-ft. of torque. And with maximum power comes equally impressive maximum towing capacities of up to 4854 kg (10,700 lb.) with the available MAX Trailering Package. And payloads up to 898 kg (1980 lb.). All Silverado 1500 transmissions feature a Tow/Haul mode that automatically adjusts the shift schedule to match your load and grade conditions. The six-speed automatic transmissions that mate with the Vortec 5.3L and 6.2L V8s add grade braking. An available, industry-exclusive Eaton® automatic locking rear differential adds to the long list of capabilities, which in every Silverado is already very impressive.

* 2011 Chevrolet Silverado 4x4 with available Vortec 5.3L V8 and available 6-speed automatic fuel consumption ratings based on GM testing in accordance with approved Transport Canada test methods. Competitive fuel consumption ratings based on Natural Resources Canada's 2010 Fuel Consumption Guide for Ward's 2010 Large Pickup segment for comparably equipped ½-ton models. Your actual fuel consumption may vary. Excludes hybrids and other GM models.



ENGINE AND TRANSMISSION AVAILABILITY

Engine	Vortec 4.3L V6	Vortec 4.8L V8	Vortec 5.3L V8	Vortec 6.2L V8	Vortec 6.0L V8
	195 hp @ 4600 rpm 260 lb.-ft. of torque @ 2800 rpm	302 hp @ 5600 rpm 305 lb.-ft. of torque @ 4600 rpm	326 hp @ 5300 rpm 348 lb.-ft. of torque @ 4400 rpm	403 hp @ 5700 rpm 417 lb.-ft. of torque @ 4300 rpm	332 hp @ 5100 rpm 367 lb.-ft. of torque @ 4100 rpm
Transmission	4-speed automatic with overdrive, Tow/Haul mode and 2nd gear start	4-speed automatic with overdrive, Tow/Haul mode and 2nd gear start	6-speed automatic with 2 overdrive gears, Tow/Haul mode, driver shift control and grade braking	6-speed automatic with 2 overdrive gears, Tow/Haul mode, driver shift control and grade braking	Hybrid specific 4-speed automatic with overdrive and electronically variable propulsion system
Features and Applications	This powertrain is limited to WT trim versions of Regular Cab and 2WD Extended Cab Standard Box models	This powertrain is standard on most base 1500 models. The engine features Variable Valve Timing (VVT) and is capable of running on regular unleaded fuel or up to 85% ethanol (E85)	Featuring outstanding performance with remarkable fuel economy, this popular powertrain is available on most models and is standard with LTZ trim. It is E85 compatible and features Active Fuel Management and Variable Valve Timing (VVT). An aluminum block version is available in selected applications	With phenomenal performance, this powertrain is the logical choice for the MAX Trailering Package. It features an aluminum block, Variable Valve Timing (VVT) and E85 compatibility. It is available in Extended Cab Standard Box and Crew Cab LT and LTZ	This powertrain is exclusive to the Hybrid model and features Active Fuel Management for improved fuel economy when running in Hybrid mode 2 as well as Late Intake Valve Closing (LIVC) to facilitate frequent stops and re-starts

ACTIVE FUEL MANAGEMENT

The Vortec 5.3L and 6.0L V8 engines feature a technological advancement called Active Fuel Management. This ingenious system seamlessly deactivates four of the engine's

cylinders when less power is needed – essentially turning the V8 into a V4. Simply depressing the accelerator restores full V8 power in milliseconds.

STRONGEST WHERE IT MATTERS MOST.

Strength vs. weight. The frame of a workhorse full-size pickup has to be strong to support the enormous loads it hauls. But every unnecessary kilo reduces fuel efficiency and payload capacity. How do you resolve this trade-off? With Silverado's advanced three-piece modular frame. It provides additional reinforcement where it is needed, such as to support the weight of the powertrain and payload. The frame's unyielding torsional rigidity also contributes to a smooth and exceptionally quiet ride, as do the front and rear suspension configurations. Strong, capable, durable, smooth and quiet. With no trade-offs required. Silverado 1500.

FRAME

With Silverado's tremendously strong frame, form follows function. Every part of the frame is engineered for the specific demands placed on it. For example, a hydroformed, fully boxed section is used in the front for added strength to support the front suspension and engine. A fully boxed section fabricated from high-strength steel extends back along the frame under the load to the spare tire cross member, where it becomes a C-channel. The frame achieves extraordinary torsional rigidity without adding unnecessary weight. This helps boost payload capacity and contributes to road isolation as well as ride quality.

FRONT AND REAR SUSPENSIONS

A coil-over-shock front suspension, combined with a wide track, significantly enhances ride and handling. The configuration provides excellent on-centre feel and stability. The rear shocks are also positioned to optimize ride quality. Better yet, the smooth ride is achieved without sacrificing Silverado's hauling capabilities.

SUSPENSION CHOICES

Silverado suspension systems include:

- Z83 Solid Smooth Ride with 35 mm twin-tube front and rear shock absorbers and a 36 mm front stabilizer bar
- Z85 Handling/Trailer, with increased capacity from its 46 mm monotube shocks and a 36 mm front stabilizer bar
- Z60 High-Performance employs monotube shocks and a sporty lowered ride height
- Z71 Off-Road with 46 mm monotube shock absorbers and a heavy-duty front 36 mm stabilizer bar, off-road jounce bumpers and a high capacity air cleaner, skid plates, locking differential and Z71 decals.

QUIET RIDE

Reducing noise and vibration was a real priority in the development of Silverado. This was accomplished through Silverado's aerodynamic shape. And it is enhanced by hydraulic engine mounts on the Vortec 5.3L and 6.2L V8 engines, as well as the optimized exhaust and induction tuning, in addition to acoustic mats on the front and back of the cab.

HYDRA-MATIC AUTOMATIC TRANSMISSIONS

The Hydra-Matic 6-speed automatic transmission uses an advanced 32-bit control module to optimize the shift schedule, balancing power delivery and fuel efficiency. It is standard on models equipped with a Vortec 5.3L or 6.2L V8 engine and it includes tap-up/tap-down driver shift controls. The standard Hydra-Matic 4-speed electronically controlled automatic transmissions optimize the shift sequence, based on driver input. Overdrive gears and Tow/Haul mode are included on both transmissions. And these smooth, quiet transmissions require minimal maintenance. The Dexron V™ transmission fluid is validated "fill for life," meaning the original fluid is designed to last the service life of the truck, under normal driving conditions, which reduces operating costs.*

AUTOMATIC LOCKING REAR DIFFERENTIAL

The Eaton automatic locking rear differential, the only one of its kind in a 1/2-ton pickup, adds traction especially in slippery conditions. It intervenes when rear wheel slippage is detected at lower speeds. If one rear wheel slips, the locking rear axle provides full lockup automatically for maximum drive power to both rear wheels. Standard on LTZ and Hybrid models and available on all other models.

AUTOTRAC 4X4 SYSTEM

The Autotrac™ system adapts precisely to changing road conditions and is well suited for Canadian winters. The system features a lightweight transfer case assembly, optimized low-range gears and more reliable contact-less sensors. In addition to the traditional 2HI, 4HI, Neutral and 4LO modes, there's an Auto 4x4 setting that can sense wheelspin and automatically transfer power between the front and rear wheels. Autotrac is standard on 1500 LT, LTZ and Hybrid 4x4 models.

GM OIL LIFE MONITORING SYSTEM

This computer-based system assesses engine oil condition and optimizes oil change intervals based on vehicle and environmental operating conditions. The benefits include reduced oil change frequency and lower overall operating costs.

QUIET, STRONG AXLES

The front and rear axles provide smooth operation and excellent durability. A thick rear housing cover provides added strength, while stiff mounting brackets help reduce noise and vibration.

EZ LIFT TAILGATE

Easy does it. The available EZ Lift tailgate requires only about 7.25 kg (16 lb.) of effort to operate. That makes it easier than ever to gain access to the pickup box. The tailgate can be easily removed – and it locks to reduce the possibility of theft.

CONFIGURABILITY

With six engines, three cab types and three box lengths, Silverado offers a remarkable range of combinations, helping you find the right one to meet your needs.

TIRE PRESSURE MONITORING SYSTEM

The standard tire pressure monitoring system uses sensors to detect if the tire pressure is too low in any tire, except the spare. If low pressure is detected, it displays a warning on the Driver Information Centre.

* Maintenance needs vary with different uses and driving conditions. Please refer to the vehicle Owner's Manual for more information.



PUT EVEN MORE OF YOURSELF INTO SILVERADO.

It's your truck – so why not personalize it to reflect who you are and what you want from your vehicle by adding Chevrolet Accessories. They are the only accessories that were created as part of Silverado's development process. That ensures they offer the same quality of fit, finish and function as the rest of your truck. They are backed by the 3-year/60,000 km New Vehicle Limited Warranty* and can be included in your finance agreement. Ask your dealer for a complete list of the Chevrolet Accessories available for Silverado, or visit gm.ca

* Whichever comes first, when permanently installed by the dealer at the time you purchased your new vehicle, or for the remainder of the New Vehicle Limited Warranty if installed after the time of your vehicle purchase, but no less than 12 months.

Selected Chevrolet Accessories available for Silverado include:

- Sliding tool box
- Sliding box divider
- Bed extender
- Overhead utility rack
- Bedliner
- Sliding side storage box
- Dual headrest DVD player
- Doorsill plates and step shields
- Premium all-weather floor mats
- Cargo management system
- Soft roll-up and hard folding tonneau cover
- Hard shell tonneau cover
- Tubular assist steps in 3-in. round or 6-in. oval (black or chrome)
- 20-in. wheels
- Recovery hooks
- Chrome grille
- Chrome fuel door, door handles and mirror covers.



SERIES	Cab Type	Model Number	Drivetrain	Pickup Box Length (ft. in.)	Wheelbase mm (in.)	GVWR Max. kg (lb.)	Payload Max. kg (lb.)	Gross Towing Capacity Max. kg (lb.)
1500	Regular Cab	C10703	2WD	6'6"	3032 (119.0)	2900 (6400)	879 (1937)	4128 (9100)
		C10903	2WD	8'	3378 (133.0)	2900 (6400)	819 (1806)	4536 (10,000)
		K10703	4x4	6'6"	3032 (119.0)	2900 (6400)	768 (1693)	4037 (8900)
		K10903	4x4	8'	3378 (133.0)	3084 (6800)	823 (1815)	4445 (9800)
	Extended Cab	C10753	2WD	6'6"	3645 (143.5)	3084 (6800)	798 (1759)	4400 (9700)
		C10753/NHT*	2WD	6'6"	3645 (143.5)	3175 (7000)	873 (1925)	4854 (10,700)
		C10953	2WD	8'	4000 (157.5)	3130 (6900)	752 (1657)	4309 (9500)
		K10753	4x4	6'6"	3645 (143.5)	3175 (7000)	811 (1788)	4355 (9600)
		K10753/NHT*	4x4	6'6"	3645 (143.5)	3266 (7200)	852 (1879)	4717 (10,400)
		K10953	4x4	8'	4000 (157.5)	3175 (7000)	686 (1512)	4173 (9200)
	Crew Cab	C10543	2WD	5'8"	3645 (143.5)	3084 (6800)	773 (1705)	4354 (9600)
		C10543/NHT*	2WD	5'8"	3645 (143.5)	3220 (7100)	898 (1980)	4808 (10,600)
		C10543/Hybrid	2WD	5'8"	3645 (143.5)	3220 (7100)	704 (1553)	2767 (6100)
		K10543	4x4	5'8"	3645 (143.5)	3175 (7000)	786 (1732)	4309 (9500)
		K10543/NHT*	4x4	5'8"	3645 (143.5)	3311 (7300)	875 (1928)	4717 (10,400)
		K10543/Hybrid	4x4	5'8"	3645 (143.5)	3311 (7300)	689 (1519)	2676 (5900)

* With MAX Trailering Package (NHT).

SILVERADO 1500 BALL HITCH TRAILERING

ENGINE	Vortec 4.3L V6 (LU3)		Vortec 4.8L V8 (L20)		Vortec 5.3L V8 (LMG/LC9)		Vortec 6.0L V8 Hybrid (LZ1)		Vortec 6.2L H.O. V8 (L9H)	
AUTOMATIC TRANSMISSION	4-speed (4L60E)		4-speed (4L60E)		6-speed (6L80)		4-speed (2-mode)		6-speed (6L80)	
Horsepower @ rpm Torque (lb.-ft.) @ rpm	195 @ 4600 260 @ 2800		302 @ 5600 305 @ 4600		326 @ 5300 348 @ 4400		332 @ 5100 367 @ 4100		403 @ 5700 417 @ 4300	
MODEL	Max. Trailer Weight kg (lb.)	Axle Ratio	Max. Trailer Weight kg (lb.)	Axle Ratio	Max. Trailer Weight kg (lb.)	Axle Ratio	Max. Trailer Weight kg (lb.)	Axle Ratio	Max. Trailer Weight kg (lb.)	Axle Ratio
C10703 – Regular Cab 6' 6" Standard Box, 2WD	2223 (4900)	3.23	2132 (4700) 3266 (7200)	3.23 3.73	2994 (6600) 3357 (7400) 4128 (9100)	3.08 3.08 ¹ 3.42 ¹				
C10903 – Regular Cab 8' Long Box, 2WD	2132 (4700)	3.23	2313 (5100) 3221 (7100)	3.23 3.73	2722 (6000) 3266 (7200) 4536 (10,000)	3.08 3.08 ¹ 3.42 ¹				
C10753 – Extended Cab 6' 6" Standard Box, 2WD	1996 (4400)	3.23	2132 (4700) 3039 (6700)	3.23 3.73	2812 (6200) 3130 (6900) 4400 (9700)	3.08 3.08 ¹ 3.42 ¹			3039 (6700) 4400 (9700) 4854 (10,700)	3.42 3.42 ¹ 3.73 ³
C10953 – Extended Cab 8' Long Box, 2WD					2722 (6000) 3039 (6700) 4309 (9500)	3.08 3.08 ¹ 3.42 ¹				
C10543 – Crew Cab 5' 8" Short Box, 2WD			2132 (4700) 3039 (6700)	3.23 3.73	2767 (6100) 3084 (6800) 3175 (7000) 4355 (9600)	3.08 3.08 ¹ 3.08 ² 3.42 ¹	2767 (6100)	3.08	2994 (6600) 4354 (9600) 4808 (10,600)	3.42 3.42 ¹ 3.73 ³
K10703 – Regular Cab 6' 6" Standard Box, 4x4	2313 (5100)	3.73	2722 (6000)	3.42	2903 (6400) 3221 (7100) 4037 (8900)	3.08 3.08 ¹ 3.42 ¹				
K10903 – Regular Cab 8' Long Box, 4x4	2268 (5000)	3.73	2631 (5800)	3.42	2858 (6300) 3175 (7000) 4445 (9800)	3.08 3.08 ¹ 3.42 ¹				
K10753 – Extended Cab 6' 6" Standard Box, 4x4			2495 (5500)	3.42	2767 (6100) 6084 (6800) 4355 (9600)	3.08 3.08 ¹ 3.42 ¹			2903 (6400) 4264 (9400) 4717 (10,400)	3.42 3.42 ¹ 3.73 ³
K10953 – Extended Cab 8' Long Box, 4x4					2585 (5700) 2948 (6500) 4173 (9200)	3.08 3.08 ¹ 3.42 ¹				
K10543 – Crew Cab 5' 8" Short Box, 4x4			2495 (5500)	3.42	2722 (6000) 3039 (6700) 4309 (9500)	3.08 3.08 ¹ 3.42 ¹	2676 (5900)	3.08	2903 (6400) 4218 (9300) 4717 (10,400)	3.42 3.42 ¹ 3.73 ³

1 – Requires Heavy-Duty Enhanced Cooling Package (K5L). 2 – XFE model (eXtra Fuel Efficiency). 3 – Requires MAX Trailering Package (NHT).

- Weight-carrying Hitch Limit: 2268 kg. (5000 lb.) trailer with 272 kg. (600 lb.) tongue weight. A weight-distributing hitch and sway control is required over a 2268 kg. (5000 lb.) trailer weight.
- Ball hitch trailers over 2268 kg. (5000 lb.) require the optional Trailering Special Equipment Package (Z82) plus Handling/Trailering suspension (Z85), High-Performance suspension (Z60) or Off Road Suspension Package (Z71).
- Trailer tongue load weight should be 10 – 15% of the loaded trailer weight up to 454 kg. (1000 lb.) – 543 kg. (1200 lb.) on models with MAX Trailering Package (NHT).
- The addition of trailer tongue weight or kingpin weight must not cause the vehicle weights to exceed the Rear Gross Axle Weight Rating (RGAWR) or Gross Vehicle Weight Rating (GVWR).
- 1500 Short Box Crew Cab models are not designed or intended to tow 5th-wheel (gooseneck) trailers. For 5th-wheel trailer ratings and Gross Combination Weight Rating (GCWR) information please refer to chevrolet.ca or see your Chevrolet dealer.

SILVERADO 1500 MODEL OVERVIEW

SILVERADO WT

Silverado WT is available in Regular Cab, Extended Cab, and Crew Cab configurations and includes these standard features:

- GM Oil Life Monitoring System
- 4-wheel anti-lock braking system
- StabiliTrak electronic stability control system with Proactive Roll Avoidance and Traction Control
- Z83 solid smooth ride suspension
- 2-speed transfer case with floor-mounted shifter (4x4 models)
- 17" painted steel wheels with centre caps
- Tire pressure monitoring system
- Black front bumper
- Chrome rear bumper with step pad
- Front recovery hooks (4x4 models)
- Automatic headlight control
- Solar-Ray tinted glass (all windows)
- Black manual folding exterior mirrors
- Driver and front passenger frontal air bags with Passenger Sensing System
- Head curtain side-impact air bags
- Driver and front passenger seat-mounted side-impact air bags
- Driver Information Centre (DIC)
- Instrumentation – speedometer, tachometer, odometer with trip odometer, fuel level and engine temperature gauges
- Air conditioning
- Tilt adjustable steering column
- Programmable power door locks with remote keyless entry (Crew Cab models)
- Black vinyl floor covering
- Overhead deluxe console
- Accessory power outlets
- Front seats – vinyl or cloth 40/20/40 split bench with fold-down centre armrest
- Rear seat – fold-up bench (Extended and Crew Cab models)
- AM/FM stereo with seek/scan and clock
- OnStar* and 6 months of the Directions & Connections Plan with Turn-by-Turn Navigation.

*Visit onstar.ca for coverage map, details and system limitations. Services vary by model and conditions.

SILVERADO CHEYENNE EDITION

Silverado Extended and Crew Cabs with the Cheyenne Edition enhance WT features with:

- 302 hp Vortec 4.8L V8 engine
- Z85 handling/trailering suspension (Extended Cab models)
- 17" chrome appearance wheels with chrome centre cap
- Chrome front bumper with body-colour end caps
- Chrome grille surround
- Deep-tinted glass on all windows behind front doors
- Heated power exterior mirrors
- Body-colour bodyside mouldings
- Power windows
- Power door locks with remote keyless entry system
- Cruise control
- Colour-keyed carpeting with vinyl mats
- CD player with MP3 playback.

SILVERADO LT

Silverado LT enhances Cheyenne Edition features with:

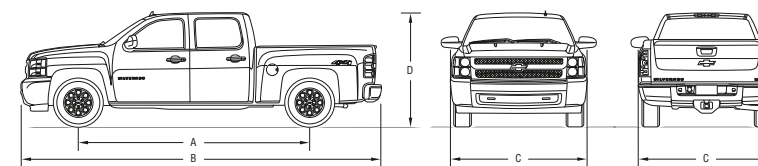
- Autotrac electronic transfer case (4x4 models)
- Spare tire lock
- Instrumentation includes voltmeter and oil pressure gauges
- Compass and exterior temperature display added to Driver Information Centre
- Leather-wrapped sport steering wheel
- Sunshades with lighted visor mirror
- Front seat – premium cloth full-feature 40/20/40 split-bench with centre armrest and under-seat storage
- Auxiliary audio input jack.

SILVERADO LTZ

Silverado LTZ enhances LT features with:

- 326 hp Vortec 5.3L V8 engine
- Heavy-duty enhanced cooling system
- Locking rear differential
- Trailering Special Equipment Package
- 18" chrome-clad aluminum wheels
- Remote vehicle starter system
- Body-colour front bumper and end caps
- Fog lights
- Power folding, auto-dimming, body-colour power exterior mirrors with integral turn signal indicators
- Rear window electric defogger
- Passenger-side power window express-down feature
- Dual-zone automatic climate control
- Auto-dimming interior rear-view mirror
- Premium instrument panel
- Upgraded full-function Driver Information Centre (DIC)
- Programmable personalization for comfort and convenience features
- Full-feature heated power 10-way front bucket seats with leather seat inserts
- Steering wheel-mounted sound system and cruise controls
- Bose premium sound system with subwoofer
- Bluetooth connectivity
- USB port
- XM Satellite Radio.

DIMENSIONS



EXTERIOR, mm (in.)	A. Wheelbase	B. Overall Length	C. Width*	D. Height†
Regular Cab standard box	3023 (119.0)	5222 (205.6)	2029 (79.9)	1875 (73.8)
Regular Cab long box	3378 (133.0)	5702 (224.5)	2029 (79.9)	1875 (73.8)
Extended Cab standard box	3645 (143.5)	5847 (230.2)	2029 (79.9)	1877 (73.9)
Extended Cab long box	4000 (157.5)	6330 (249.2)	2029 (79.9)	1869 (73.6)
Crew Cab short box	3645 (143.5)	5847 (230.2)	2032 (80.0)	1875 (73.8)

* Excluding mirrors. † Varies depending on model selected.

2011 SILVERADO 1500 STANDARD & OPTIONAL FEATURES

SAFETY AND SECURITY	WT	LT	LTZ	HYBRID
Air bags – dual-stage, driver and right front passenger, frontal. Includes front Passenger Sensing System with automatic air bag suppression	S	S	S	S
Air bags – seat-mounted side-impact, driver and right front passenger for thorax and pelvic protection	S	S	S	S
Air bags – head curtain side-impact for all outboard seating positions with rollover sensor	S	S	S	S
Door locks – power, programmable with lock-out protection (standard on Crew Cab)	0 ¹	S	S	S
Keyless entry system – remote, programmable, includes two transmitters with Panic alarm feature	0 ¹	S	S	S
OnStar In-Vehicle Communications and Assistance Service – includes 6 months of Directions and Connections Plan with Turn-by-Turn Navigation*	S	S	S	S
Safety restraints – LATCH (Lower Anchors and top Tethers for Children) – Ext. and Crew Cab	S	S	S	S
Safety restraints – Top tether anchor – Reg. Cab	S	S	–	–
StabiliTrak – electronic stability control system with Proactive Roll Avoidance and traction control	S	S	S	S
Theft-deterrent system – electronic immobilizer	S	S	S	S
Ultrasonic rear parking assist – rear obstacle detection system with audible warning, included with available Safety and LTZ Convenience Packages on Ext. and Crew Cab	–	0	0	0

MECHANICAL	WT	LT	LTZ	HYBRID
Air cleaner – high capacity	0	0	S	–
Brakes – power, front disc/rear drum with 4-wheel anti-lock braking system (ABS) and dynamic rear proportioning (DRP) – rear disc brakes included on Ext. and Crew Cabs when equipped with the 6.2L V8 engine	S	S	S	–
Brakes – power, 4-wheel disc with 4-wheel anti-lock braking system (ABS), dynamic rear proportioning (DRP) and regenerative braking system	–	–	–	S
Differential – rear, locking	0	0	S	S
Engines – refer to page 16 for complete availability	S	S	S	S
Engine – block heater	0	0	0	0
Steering – power, rack-and-pinion – electric assist on Hybrid	S	S	S	S
Suspension – refer to page 18 for availability	S	S	S	S
Trailer brake controller – integrated, instrument panel mounted (requires Trailing Special Equipment Package)	0	0	0	–
Transfer case 4x4 models – lever-operated, 2-speed part-time	S	–	–	–
Transfer case 4x4 models – Autotrac with electronic rotary dial	–	S	S	S
Transmission – 4-speed automatic (model 4L60E) with overdrive and Tow/Haul mode used on models equipped with the Vortec 4.3L V6 or 4.8L V8 engines – 6-speed automatic (model 6L80) with tap-up/tap-down shift control and Tow/Haul mode used on all models equipped with the Vortec 5.3L V8 or Vortec 6.2L V8 engines	S	S	S	–
Transmission – 1500 Hybrid; 4-speed automatic integrated with Hybrid 2-mode electronically variable propulsion system	–	–	–	S
Vehicle starter system – remote	–	0 ²	S	–
Heavy-Duty Enhanced Cooling Package – includes external transmission and engine oil coolers, heavy-duty radiator and cooling fan (requires 6-speed automatic transmission)	0	0	S	–
MAX Trailing Package (NHT) – available on Extended Cab Standard Box and Crew Cab LT and LTZ models; includes increased Gross Vehicle Weight Ratings (GVWRs), Vortec 6.2L V8 engine, heavy-duty 9.5" rear axle, 3.73:1 axle ratio, 4-wheel disc brakes with ABS, 6-speed (model 6L80) automatic transmission and P265/70R17 On-Off Road tires (LTZ models include 17-inch Custom aluminum wheels). A heavy-duty enhanced cooling package protects both the engine and transmission. A high-capacity air cleaner, locking rear differential, fog lights and Trailing Special Equipment Package are included if not already equipped	–	0	0	–
Trailing Special Equipment Package – includes weight-distributing trailer hitch platform with a 2-inch receiver. Also includes a 7-wire harness with independently fused trailing circuits mated to a 7-way sealed connector and a lead for a centre high-mounted stoplight. Includes extra capacity transmission cooling if not already equipped	0	0	S	S

EXTERIOR	WT	LT	LTZ	HYBRID
Bumpers – 1500; front black with black end caps	S	–	–	–
Bumpers – 1500; front chrome with body-colour end caps	0 ³	S	–	S
Bumpers – 1500; front body-colour with body-colour end caps	–	–	S	–
Bumper – rear, chrome with step pad	S	S	S	S
Fog lights	–	0 ²	S	–
Glass – Solar-Ray tinted, all windows	S	S	S	S
Glass – deep-tinted on all windows behind front doors	0	S	S	S
Grille – moulded plastic with black surround	S	–	–	–
Grille – moulded plastic with chrome surround	0 ³	S	S	S
Mirrors – manual foldaway, black	S	–	–	–
Mirrors – manual foldaway, power remote control, heated, black	–	S	–	S
Mirrors – body-colour power folding, power remote control, heated, integral turn signal indicators, auto-dimming driver's side	–	–	S	–
Mirrors – camper type with manual extend capability	0	–	–	–
Mirrors – deluxe wide-load, heated, integrated turn signal, manual extending and folding with lower spotter glass, black	–	0	0	–
Mouldings – bodyside, body-colour	–	S	S	S
Rearview camera system – reverse assist for parking or trailer towing (includes interior rear-view mirror display) – not available on Reg. Cab models	–	0	0	0
Recovery hooks – two front (standard on 4x4 models, available on 2WD)	S	S	S	S
Skid plates – off-road, includes shields for engine, transmission, transfer case and front differential, included with Z71 suspension (4x4 only)	0	0	0	–
Sunroof – power, with express-open, includes universal home remote and short overhead console (Ext. and Crew Cab)	–	0 ⁴	0	0
Tires – P245/70R17 all-season,** 2WD models	S	S	–	–
Tires – P265/70R17 all-season,** 4x4 models	S	S	–	–
Tires – P265/65R18 all-season,**	–	–	S	S
Tires – P275/55R20 all-season,** requires Z60 High Performance Suspension	–	0	0	–
Tire – spare tire carrier – rear, winch-mounted	S	S	S	S
Tire – spare tire carrier – locking	0	S	S	S
Wheel trim – please refer to page 26 for description and availability	S	S	S	S
Windshield wipers – variable delay (intermittent), flat-blade with wet arm washers	S	S	S	S

INTERIOR	WT	LT	LTZ	HYBRID
Air conditioning – single-zone, manual climate control	S	S	–	–
Air conditioning – dual-zone, automatic climate control	–	0 ⁵	S	S
Console – overhead deluxe	S	S	S	S
Cruise control – electronic with resume, coast and decelerate/accelerate features	0	S	S	S
Defogger – electric, rear-window	0	0	S	0
Floor covering – vinyl, graphite rubberized coating	S	0	–	–
Floor covering – colour-keyed carpeting and removable vinyl floor mats (includes rear mats in Ext. and Crew Cab)	0	S	S	S
Instrument panel – standard with upper and lower glove compartments	S	S	–	S
Instrument panel – premium with single glove compartment	–	–	S	–
Instrumentation – analogue gauge cluster with speedometer, tachometer, engine temperature and fuel level	S	S	S	S
Instrumentation – voltmeter (ECO gauge on Hybrid) and oil pressure gauges added to above	–	S	S	S
Instrumentation – Driver Information Centre (DIC); comprehensive multi-language system with trip odometer, engine hour meter, transmission temperature, GM Oil Life Monitoring System, tire pressure monitoring system and visual and audible reminders/warnings	S	S	S	S
Instrumentation – compass and exterior temperature display added to above	–	S	S	S
Instrumentation – four DIC menu buttons located on the instrument panel provide additional vehicle information and permit customization features such as automatic locking/unlocking, seat position recall, exit lighting, remote door lock/unlock and curb-view assist exterior mirrors	–	–	S	S
Mirror – includes auto-dimming feature	–	–	S	–

INTERIOR (CONTINUED)	WT	LT	LTZ	HYBRID
Steering column – tilt adjustable	S	S	S	S
Steering wheel – leather-wrapped	0 ⁶	S	S	S
Steering wheel – sound system controls	0 ⁶	0 ⁵	S	S
Sunshades – LH and RH, padded; colour-keyed cloth; LH with pocket, RH with visor mirror	S	–	–	–
Sunshades – LH and RH, padded; colour-keyed cloth with illuminated visor mirrors	–	S	S	S
Windows – front, power with passenger lock-out feature	–	S	S	S
Windows – front, includes driver express-down feature	–	S	–	S
Windows – front, includes driver and passenger express-down feature	–	–	S	–
Window – rear, fixed side (Ext. Cab)	S	–	–	–
Windows – rear, manual drop glass (Crew Cab)	S	–	–	–
Windows – rear, power drop glass (Ext. and Crew Cab)	–	S	S	S
Window – rear sliding, power operated (Ext. and Crew Cab) ⁷	–	0	0	–
Universal home remote – 3-channel transmitter	–	0	0	0

SEATS	WT	LT	LTZ	HYBRID
Front 40/20/40 split-bench with driver and front-passenger manual recliners, centre fold-down armrest, vinyl or cloth trim. Includes driver manual lumbar adjuster when cloth trim specified	S	–	–	–
Front 40/20/40 split-bench, driver and front-passenger manual recliners, driver manual lumbar adjuster, centre fold-down armrest with storage, lockable storage compartment in centre seat cushion (includes auxiliary power outlet), seatback storage pockets on Ext. and Crew Cab models. Available in Premium cloth or with leather seat inserts. Rear folding seat includes vinyl trim when ordered with leather seat inserts	–	S	–	S
Seat adjuster – power 6-way driver seat on 40/20/40 split-bench	–	0	–	0
Front bucket seats, includes power 6-way driver and front-passenger seat adjusters, front passenger manual recliner, driver and front passenger manual lumbar adjuster, centre console and seatback storage pockets. Available in Premium cloth or with leather seat inserts. Rear folding seat includes vinyl trim when ordered with leather inserts on Ext. Cab and Crew Cab models	–	0	–	0
Front bucket seats with leather seat inserts, includes power 10-way driver and front-passenger seats which include 6-way seat adjusters, 2-way power lumbar and 2-way power recline, heated seat cushions and seatbacks, 2-position driver memory, centre floor console and seatback storage pockets. Rear folding seat includes vinyl trim	–	–	S	–
Rear stadium-style fold-up seat on Ext. Cab – 60/40 split-folding on LT and LTZ	S	S	S	–
Rear stadium-style fold-up seat on Crew Cab – 60/40 split-folding (except Hybrid)	S	S	S	S

ENTERTAINMENT SYSTEMS	WT	LT	LTZ	HYBRID
AM/FM stereo with seek/scan and digital clock	S	–	–	–
The following Sound Systems include – AM/FM stereo with seek/scan, auto tone control, speed-compensated volume, Radio Data System ⁹ (RDS), MP3 playback compatibility, auxiliary audio input jack, TheftLock [®] and digital clock	S	S	S	S
CD player	0	S	–	S
CD player, USB port, Bose premium sound system with subwoofer and 36 cross-band presets	–	0	S	–
Navigation system with voice recognition added to above in Extended and Crew Cab models ^{8,9}	–	–	0	0
6-disc CD changer, USB port, Bose premium sound system with subwoofer and 36 cross-band presets	–	0	0	–
CD/DVD player, USB port and Bose premium sound system with subwoofer. Includes rear-seat entertainment system DVD player with remote control, overhead display, 2 sets of wireless headphones and auxiliary audio/video input jacks. Available on Crew Cabs models ⁸	–	–	0	–
Navigation system with voice recognition added to above in Crew Cab models ^{8,9}	–	–	0	–
XM Satellite Radio [†]	0	0	S	S
Bluetooth – utilizes vehicle audio system, microphone, voice recognition and controls with Bluetooth-enabled cell phones	0 ⁶	0 ⁵	S	S
Rear-seat audio controls and earphone jacks (Crew Cab models)	–	–	S	–
4-speaker sound system (Reg. Cab models)	S	S	–	–
6-speaker up-level performance sound system (Ext. and Crew Cab models)	S	S	–	S
Bose premium sound system with subwoofer (Ext. and Crew Cab models)	–	–	S	–

SILVERADO PACKAGES	WT	LT	LTZ	HYBRID
Bluetooth Convenience Package – includes Bluetooth connectivity with Bluetooth enabled cell phones and leather-wrapped steering wheel with sound system controls and adds cruise control to WT models	0 ¹⁰	0	–	–
Fuel Economy Package (XFE) – available on 2WD Crew Cab only; includes Vortec 5.3L V8 engine with aluminum block, 6-speed automatic transmission, heavy-duty enhanced cooling package, 3.08:1 rear axle ratio, 3039 kg (6700 lb.) GVWR, 17" custom aluminum wheels and soft tonneau cover	–	0	–	–
LS Package – Regular Cab and Extended Cab Long Box models; includes 17" chrome appearance steel wheels with chrome centre caps, chrome grille surround and chrome front bumper with body-coloured end caps	0	–	–	–
WT Convenience Package – includes power door locks, remote keyless entry system and AM/FM stereo with MP3 compatible CD player	0	–	–	–
Silverado Cheyenne Edition – available on Extended Cab Standard Box and Crew Cab models; includes Vortec 4.8L V8 engine, 17-inch chrome appearance steel wheels with chrome centre caps, chrome front bumper with body-colour end caps, chrome grille surround, deep-tinted glass on all windows behind front doors, heated power exterior rear-view mirrors, body-colour bodyside mouldings, remote keyless entry system, power door locks and windows, CD player with MP3 playback, cruise control and colour-keyed floor carpet with vinyl mats	0	–	–	–
LT Exterior Package – includes remote vehicle starter system, fog lights, universal home remote, power remote control exterior rear-view mirrors (heated, power folding with integral turn signal indicators) and auto-dimming interior rear-view mirror. Also includes 17" Custom aluminum wheels	–	0	–	–
LT Interior Package – includes AM/FM stereo with MP3 compatible CD player, Bluetooth connectivity, steering wheel-mounted sound system controls, power 6-way driver's seat adjuster with 40/20/40 split-bench and dual-zone automatic climate controls on Extended and Crew Cab models	–	0	–	–
LTZ Convenience Package – includes universal home remote, power adjustable pedals and ultrasonic rear parking assist	–	–	0	–
Safety Package – includes power adjustable pedals and ultrasonic rear parking assist	–	0	0	–
Silverado Z71 Plus Package – available on Extended Cab Standard Box 4x4 and Crew Cab LT and LTZ 4x4 models; includes Z71 specific instrument cluster, carpeted floor mats, bright sill plate and "Z71 Plus" decals, body-colour grille with chrome mesh insert, chrome recovery hooks, smooth body-colour front lower fascia, body-colour door handles and exterior mirrors, P265/65R18 On/Off Road tires, 18" x 8" bright machined aluminum wheels and Z71 Off-Road Chassis Package with Rancho shock absorbers. LT models upgrade to automatic climate control, fog lights, self-dimming interior rear-view mirror and heated, power adjustable, power folding exterior rear-view mirror	–	0	0	–
Snow Plow Prep Package – includes 15 amp wiring for roof-mounted light with provisions for switch in overhead console, instrument wiring harness for an electric brake controller, access hole in dash panel and skid plate package and 160 amp alternator. Includes auxiliary external transmission oil cooler and a high-capacity air cleaner if not already equipped. Available on Regular Cab 4x4	0	0	–	–
Tailgate Package – includes EZ Lift tailgate, lockable	–	0	0	–

S – Standard. 0 – Optional.
 1 – Included with available WT Convenience Package.
 2 – Included with available LT Exterior Package.
 3 – Included with available LS Package.
 4 – Requires available LT Exterior Package.
 5 – Included with available LT Interior Package.
 6 – Included with Bluetooth Convenience Package.
 7 – Deletes electric rear-window defogger, when specified.
 8 – Deletes in-dash 6-disc CD changer.
 9 – At time of printing, detailed map coverage is available for most major urban areas of the United States and for certain metropolitan areas of Canada (Vancouver, Calgary, Edmonton, Winnipeg, London, Toronto, Ottawa, Montreal, Quebec City and Halifax). Coverage is limited outside these areas.
 10 – Requires up-level sound system.
 * Visit onstar.ca for coverage map, details and system limitations. Services vary by model and conditions.
 ** All-season tires may not satisfy winter tire requirements in all regions of the country. Tires specifically designed for severe winter conditions and marked with the "winter tire" symbol  may be required during certain months or in certain regions. Contact your Provincial, Municipal or local road authority for information regarding which tires are required in your particular area.
 † Available in 10 Canadian provinces and the 48 contiguous United States. Monthly subscription sold separately after trial period. Visit xmradio.ca for details.

WARRANTY

IT ISN'T FINE PRINT – IT'S A COMMITMENT.

Chevrolet builds its cars and trucks for the way you use them and drive them. But that's only step one. Every Chevrolet is also built to continue to live up to the highest standards, year after year. You can take added peace of mind in knowing that every Chevrolet is also backed by the best coverage in Canada – and for 2011 Chevy Silverado gets even better protection with a year or 20,000 km added to the New Vehicle Limited Warranty:

- 3-year/60,000 km New Vehicle Limited Warranty*
- 5-year/160,000 km Powertrain Component Limited Warranty, with \$0 deductible on repairs and the warranty is fully transferable at no charge*
- 5-year/160,000 km Courtesy Transportation*
- 5-year/160,000 km 24/7 Roadside Assistance*
- 6-year/160,000 km rust-through perforation coverage*
- 8-year/130,000 km coverage on catalytic converters and powertrain control modules (PCMs)*.
- 8-year/160,000 km coverage on specific hybrid components on Silverado Hybrid model.*

* Whichever comes first. Conditions and limitations apply, see dealer for details.

OTHER OWNERSHIP PRIVILEGES AND PROGRAMS:**

- **GM Protection Plan (GMPP)** – the only extended service plan backed by the resources and commitment of General Motors, GMPP may be purchased at the time of sale or subsequently during the New Vehicle Limited Warranty period
- **GM Goodwrench Service** – with GM-certified technicians and GM-approved parts, nobody knows your GM vehicle better.

** Conditions and limitations apply.

TO HELP YOU PURCHASE A NEW VEHICLE:

- **Purchase Financing** – on the spot financing at your GM dealership†
- **GM Student Bonus Program** – students or recent graduates of high school, college or university** may be entitled to receive a Student Bonus vehicle redemption allowance of \$500 or \$750† (tax inclusive) (purchased vehicle dependant) to use towards the purchase, lease or finance of one eligible new Chevrolet vehicle.
- **The GM Card** – GM cardholders may redeem up to \$3500 GM Card® Earnings (subject to Vehicle Redemption Allowances) toward the Total Purchase Price on eligible new GM vehicles†. For full program details please visit thegmcard.ca

† Subject to eligibility. †† Program subject to change. ** Conditions and limitations apply.

INFORMATION RESOURCES:

You can find more information about these programs from your GM dealer, or at these information centres:

- The GM website at gm.ca
- The GM Customer Communication Marketing Centre at **1-800-GM-DRIVE** (1-800-463-7483 or 1-800-263-3830 for TDD users).

A WORD ABOUT THIS BROCHURE

Some of the equipment shown or described throughout this brochure may be available at extra cost. We have tried to make this brochure comprehensive and factual. We reserve the right, however, to make changes at any time, without notice, in prices, colours, materials, equipment, specifications, models and availability. Specifications, dimensions, measurements, ratings and other numbers in this brochure and other printed materials provided at the dealership or affixed to vehicles are approximates based upon design and engineering drawings and prototypes and laboratory tests. Your vehicle may differ due to variations in manufacture and equipment. Since some information may have been adapted since the time of the printing, please check with your GM dealer for complete details. General Motors of Canada Limited reserves the right to lengthen or shorten the model year for any product, for any reason, or to start and end model years at different times.

A WORD ABOUT ASSEMBLY

GM vehicles are equipped with engines and components produced and assembled by different operating units of General Motors, its subsidiaries and suppliers and these engines and components may change or be obtained from different sources from time to time. All such engines and components are approved for use in GM vehicles. Certain equipment ordered may be unavailable at the time of assembly and we suggest that you verify that your vehicle includes the equipment you ordered, or if there are changes, that they are acceptable to you.

TRADEMARKS

The marks appearing in this brochure including, but not limited to: General Motors, GM, Chevrolet, the Chevrolet emblem, Silverado, Cheyenne, Z71 and their respective logos, emblems, slogans and vehicle model names and body designs; and other marks such as Active Fuel Management, Autotrac, Dexron, StabiliTrak and Vortec are trademarks of General Motors and/or General Motors of Canada Limited, its subsidiaries, affiliates or licensors.

OnStar and the OnStar emblem are registered trademarks of the OnStar Corporation.

TheftLock is a registered trademark of Delphi Automotive Systems Inc. Radio Data System (RDS) is a registered trademark of the U.S. National Association of Broadcasters.

The XM name and related logos are trademarks of XM Canada, Canadian Satellite Radio Inc.

Bose is a registered trademark of the Bose Corporation.

Bluetooth is a registered trademark of Bluetooth SIG Inc.

Eaton is a registered trademark of Eaton Corporation.

Rancho is a registered trademark of Tenneco Automotive Operating Company, Inc.

COPYRIGHT

©Copyright 2010 General Motors of Canada Limited. All Rights Reserved. All text, images, graphics, and other materials in this brochure are subject to the copyright and other intellectual property rights of General Motors and/or General Motors of Canada Limited. These materials may not be reproduced, distributed or modified without the express written permission of General Motors and/or General Motors of Canada Limited.

Printed in Canada, August 2010.

INTERIOR FABRICS

Cloth



88B – Dark Titanium

Vinyl



88V – Dark Titanium

Premium Cloth



19C – Ebony



84C – Light Titanium



31C – Light Cashmere

Leather



193 – Ebony



313/333 – Cashmere



843/833 – Light Titanium

1500 WHEELS



17" painted steel, standard on WT models (NX7)



17" chrome appearance steel, standard on LT and included on WT models with LS or Value Package (PY9)



17" custom aluminum, available on LT (P46)



18" chrome-clad aluminum, standard on LTZ (R07)



18" bright machined aluminum, available on LT and LTZ with Z71 Off-Road Suspension (N87)



20" chrome-clad aluminum, available on LT and LTZ models with high performance suspension (S83)

EXTERIOR COLOURS



37 – Imperial Blue Metallic¹



41 – Black



46 – Blue Granite Metallic



50 – Summit White



74 – Victory Red



GGU – Steel Green Metallic¹



GGW – Taupe Gray Metallic



GGZ – Sheer Silver Metallic

The exterior colours in this brochure are as close to the actual vehicle production colour as the printing process allows. For more accurate colour samples, ask your sales consultant to see the dealer showroom vehicle colour display.

EXTERIOR/INTERIOR COLOUR COMPATIBILITY

▼ Exterior	Interior Model ►	19 – Ebony ² LT, LTZ	31 – Light Cashmere with Ebony Accents ² LT	33 – Light Cashmere with Dark Cashmere Accents LTZ	83 – Light Titanium with Dark Titanium Accents LTZ	84 – Light Titanium with Ebony Accents ² LT	88 – Dark Titanium WT
37 – Imperial Blue Metallic ¹		•	•	•	•	•	•
41 – Black		•	•	•	•	•	•
46 – Blue Granite Metallic		•	•	•	•	•	•
50 – Summit White		•	•	•	•	•	•
74 – Victory Red		•	•	•	•	•	•
GGU – Steel Green Metallic ¹		•	•	•	•	•	•
GGW – Taupe Gray Metallic		•	•	•	•	•	•
GGZ – Sheer Silver Metallic		•	•	•	•	•	•

¹ – Colour not available with Silverado Z71 Plus Package.

² – Available interiors with Hybrid models.