

# 2012 E-SERIES





# CANADA'S BIGGEST SELECTION.

Ford E-Series offers you the widest range of full-size vans, wagons, cutaways and stripped chassis in the country! Ready, willing and able to help you get the job done, the Built Ford Tough® E-Series can be configured with GVWRs ranging from 8,520 to 14,500 lbs. (3,865 to 6,577 kg). These trucks are ideal for moving people, products, equipment or all of the above. See for yourself why trades, fleets, community groups and other organizations have been depending on E-Series for over 50 years.

<sup>1</sup>Class is Full-Size Vans.  
Vehicles throughout this PDF may be shown with optional and aftermarket upfit equipment.



2012 E-SERIES [ford.ca](http://ford.ca)



## DESERVES DOUBLE TIME: E-SERIES CREW VAN.

Transport people and gear with ease in your E-Series Cargo Van with the Crew Van Package! Seating for up to 5 includes a roomy 2nd-row vinyl bench seat. The standard centre console between the front bucket seats features an upright storage bin large enough for clipboards and even some laptops. The Crew Van Package trims your seating area with a partial headliner, full B-pillar trim panels, side door-trim panels, a lower trim panel behind the driver's seat, and a convenient pull handle on the side door. It also includes a pull handle on the passenger-side rear door in the cargo area, a metal-mesh bulkhead to divide the two spaces, and rugged vinyl floor covering throughout.



### Hands-free calls and music.

No more searching for your phone or media player. No device on your ear. With voice-activated Ford SYNC,<sup>2</sup> you just touch a button on the steering wheel and say things like "Call Kevin," or "Play artist: Toby Keith." Once paired, the system recognizes your phone and automatically transfers your contacts to support voice calling. SYNC also includes 911 Assist.<sup>1M</sup>

### Full-colour travel guide.

The voice-activated Navigation System<sup>3</sup> features a vibrant 6.5" LCD touch screen with interactive maps you can zoom and scroll. Play DVDs while E-Series is in Park, store nearly 10 gigs of your digital music and much more with this easy-to-use system.

### Boundless entertainment.

Sirius<sup>®</sup> Satellite Radio<sup>4</sup> comes with a 6-month prepaid subscription. Surf up to 120 channels including 100% commercial-free music, plus the best sports, news, talk and entertainment – all across Canada.

E-250 Cargo Van. Crew Van Package. Medium Flint cloth front and vinyl rear trim. Available equipment.

<sup>1</sup>Available feature. <sup>2</sup>Available feature. Some mobile phones and some digital media players may not be fully compatible. Driving while distracted can result in loss of vehicle control. Only use mobile phones and other devices, even with voice commands, when it is safe to do so. SYNC voice recognition available in English, French and Spanish. <sup>3</sup>Available feature. Coming Fall 2011. <sup>4</sup>Available feature. Sirius Satellite Radio subscriptions sold after prepaid period expires. Subscriptions are governed by Sirius Customer Agreement; see [sirius.ca](http://sirius.ca).



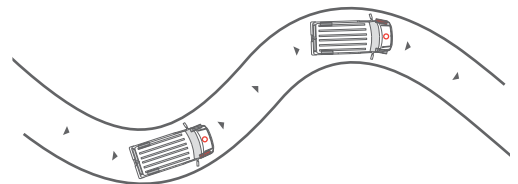
2012 E-SERIES [ford.ca](http://ford.ca)

## WELCOMES AS MANY AS FIFTEEN. ALL AT ONCE.

With room and comfort to spare, everybody gets the VIP treatment in E-Series Wagons. Equip yours to seat 7, 8, 11, 12 or 15 passengers! Standard front air conditioning helps keep everyone cool. Seat-integrated 3-point safety belts in the centre on rear bench seats help ease entry and exit. A self-latching quick-release system enables all the rear seats to be removed and reinstalled as the need arises. Lots of choices. Lots of comfort. That's E-Series Wagon.



**Alerts you to obstacles.** The closer you get, the faster our Reverse Sensing System<sup>2</sup> is going to beep. It uses ultrasonic sensors to help detect certain objects behind the vehicle as you're slowly backing up. Available on Vans and Wagons.



**Masters challenging moments.** AdvanceTrac<sup>®</sup> with RSC<sup>®</sup> (Roll Stability Control<sup>™</sup>)<sup>2</sup> uses 2 gyroscopic sensors to help keep all 4 wheels firmly planted. It automatically enhances vehicle control in wet or slippery conditions.<sup>3</sup>

E-350 XLT 15-Passenger Extended Length Wagon. Medium Pebble cloth trim. Available equipment.

<sup>1</sup>Passenger and cargo capacity limited by weight and weight distribution. 11-, 12- and 15-passenger vehicles may be classified as buses and may require appropriate licencing. <sup>2</sup>Available feature. <sup>3</sup>Remember that even advanced technology cannot overcome the laws of physics. It's always possible to lose control of a vehicle due to inappropriate driver input for the conditions.



2012 E-SERIES [ford.ca](http://ford.ca)

# EXTENDS YOUR CAPABILITIES.



Tow up to 10,000 lbs. (4,536 kg)<sup>1</sup> confidently in E-Series Vans with the help of smart features like standard telescoping trailer tow mirrors and Roll Stability Control.<sup>TM</sup> On the 6.8L V10<sup>2</sup> with TorqShift<sup>®</sup> a selectable tow/haul mode automatically compensates for altitude, grade and load conditions. Our full-colour rear view camera<sup>2</sup> even has a distance guide and centre line to help you line up with the hitch. You can also haul up to 7,872 litres (278 cu. ft.) of cargo with peace of mind thanks to sturdy double-wall construction that helps protect the outer walls from shifting loads. Sliding<sup>2</sup> or swing-out side cargo doors. Windows all around<sup>2</sup> or panel sides. E-Series Vans are ready to meet your cargo challenges.

MAXIMUM CAPABILITIES lbs. (kg) <sup>3</sup>	GVWR	PAYLOAD
E-150 Van	8,520 – 8,600 (3,865 – 3,901)	3,260 (1,479)
E-150 Extended Van	8,600 (3,901)	3,190 (1,447)
E-250 Van	8,900 – 9,000 (4,037 – 4,082)	3,630 (1,647)
E-250 Extended Van	8,900 – 9,000 (4,037 – 4,082)	3,480 (1,579)
E-350 Van	9,500 (4,309)	4,050 (1,837)
E-350 Extended Van	9,500 (4,309)	3,920 (1,778)



**Balances the brakes.** A factory-integrated trailer brake controller (TBC)<sup>2,4</sup> synchronizes the vehicle and trailer brakes for seamless operation while towing.



**Helps you connect.** Trailer Tow Packages<sup>5</sup> include a bumper-mounted trailer wiring harness for easy electrical connections and a clean finish.

E-250 Cargo Van. Ingot Silver. Available and aftermarket equipment.

<sup>1</sup>When properly equipped. <sup>2</sup>Available feature. <sup>3</sup>Maximum capabilities shown are for properly equipped vehicles with required equipment. Weight of additional options, equipment, passengers and cargo must be deducted from this weight. Final vehicle manufacturer weights and ratings will vary due to upfit and modification requirements. <sup>4</sup>TBC verified to be compatible with electrically actuated drum brakes and certain electric-over-hydraulic brake systems. See your Ford of Canada Dealer for details. <sup>5</sup>Available feature. Class II/III/IV Trailer Tow Package shown.



2012 E-SERIES [ford.ca](http://ford.ca)

# ADAPTS TO YOUR LINE OF WORK: E-SERIES SUPER DUTY® CUTAWAY.

From demanding emergency service to a multitude of trades to shuttle transportation, E-Series offers you the biggest selection of van-based cutaways, ready to be equipped for nearly any duty. Their outstanding capacities, rugged capabilities and Built Ford Tough® reputations have made E-Series essential to countless businesses for over 50 years.

## E-250.

A compact design and a rugged 4.6L V8 flex fuel-capable (FFV) engine define the first level in the E-Series Cutaway lineup. With its midship fuel tank location, you benefit from maximized rear load capacity.

## E-350 SRW.

With the 5.4L V8 FFV engine standard, the E-350 SRW configuration delivers 255 horsepower, 350 lb.-ft. of torque and increased capability including a GVWR of up to 10,050 lbs. (4,559 kg).

## E-350.

Supremely versatile heavy-duty Cutaways, the E-350 lineup offers 2 powertrain choices as well as Ambulance, Motorhome, School Bus and Shuttle Bus Prep Packages! The 4,013-mm (158") and 4,470-mm (176") wheelbase chassis are available with an impressive 5,000-lb. (2,268-kg) front GAWR and a GVWR of up to 12,500 lbs. (5,670 kg).

## E-450.

The 5.4L V8 FFV is standard on E-450. Spec giant payloads (see chart below), and select GCWRs up to 22,000 lbs. (9,979 kg)<sup>2</sup> for outstanding towing capability. A 5,000-lb. (2,268-kg) front GAWR is achieved with the 6.8L V10 engine! Choose the 151L fuel tank<sup>1</sup> for more usable rear GAWR. And get the stopping power you need to handle huge loads from the standard 4-wheel disc brake system with ABS.



MAXIMUM CAPABILITIES lbs. (kg) <sup>3</sup>	GVWR	PAYLOAD
E-250 Cutaway SRW	8,600 (3,901)	4,318 (1,951)
E-350 Cutaway SRW	9,600 – 10,050 (4,354 – 4,559)	5,268 (2,390)
E-350 Cutaway DRW	10,000 – 12,500 (4,536 – 5,670)	7,376 (3,346)
E-450 Cutaway DRW	14,050 – 14,500 (6,373 – 6,577)	9,040 (4,100)
E-350 Stripped Chassis SRW	9,000 – 9,600 (4,082 – 4,354)	5,368 (2,435)
E-350 Stripped Chassis DRW	10,000 – 12,500 (4,536 – 5,670)	8,026 (3,641)
E-450 Stripped Chassis DRW	14,050 – 14,500 (6,373 – 6,577)	9,747 (4,421)



**Comes to the rescue.** The Ambulance Prep Package! designed for select Cutaways equipped with the 6.8L V10 or 5.4L V8 gas engine, offers outstanding payload capability and includes dual 78-amp-hr, 750-CCA heavy-duty batteries.



**Becomes your ideal.** What do you do? And how do you do it? Our Stripped Chassis platform is the perfect foundation for building the specialized truck you need to do it right. See your Ford of Canada Dealer to learn more.

E-350 SRW Cutaway. Vermillion Red. Available and aftermarket equipment.

<sup>1</sup>Available feature. <sup>2</sup>See your Ford of Canada Dealer for details. <sup>3</sup>Maximum capabilities shown are for properly equipped vehicles with required equipment. Weight of additional options, equipment, passengers and cargo must be deducted from this weight. Cutaway ratings are based on incomplete vehicles. Final vehicle manufacturer weights and ratings will vary due to upfit and modification requirements.

Body Manufacturers are responsible for compliance certification of the completed vehicle. The Ford New Truck Limited Warranty and any government certification made by Ford shall cover only the vehicle as manufactured by Ford and shall not extend to any addition, modification or change of or to the vehicle.



2012 E-SERIES [ford.ca](http://ford.ca)

## LOTS OF WAYS TO MAKE IT YOURS.



Keep your equipment organized and easily accessible with our wide range of storage solutions by Masterack®. Please see the E-Series Van Options page of this PDF or visit your local Ford of Canada Dealer for details on these valuable racks and bins packages. Build the E-Series you want, just the way you want it.

QuietFlex® Composite Racks and Bins Package<sup>1</sup>  
Masterack Steel Racks and Bins Package<sup>1</sup>  
EconoCargo® Cargo Management System<sup>1</sup>  
Plumbing/HVAC Service Package<sup>1</sup>  
Electrical Contractor Upgrade<sup>1</sup> on  
Masterack Steel Racks and Bins Package<sup>1</sup>

<sup>1</sup>Available feature.





Create a more meaningful driving experience: Connect with Ford Custom Accessories for authentic personalization possibilities. The cost of select accessories – ordered and paid for at the time you buy or lease your E-Series – can be rolled into your monthly payment. And coverage for select accessories falls under the New Vehicle Limited Warranty. See your Ford of Canada Dealer for details.

E-150 Van in Oxford White customized with smoked hood and side window deflectors, keyless entry keypad, forward bumper-mounted parking assist system by EchoMaster,<sup>®1</sup> running boards and flat splash guards

- Auto-dimming rearview mirror
- All-weather floor mats
- Remote start systems
- Trailer hitch ball/drawbar

<sup>1</sup>Ford Licensed Accessories.





## VAN/WAGON/CUTAWAY

### Mechanical

4.6L V8 FFV engine (E-150 and E-250)
5.4L V8 FFV engine (E-350 and E-450)
Alternator – 120-amp
Axle – Front Twin-I-Beam
Axle – Solid rear with dual-stage leaf springs
Electronic throttle control (ETC)
Engine block heater – 750-watt
Fuel tank – 125-litre (Van, Wagon and Midship Cutaway)
Fuel tank – 151-litre (aft-of-axle Cutaway and Stripped Chassis)
Power steering
Regular Length (Van and Wagon)

### Seating

Driver and front-passenger bucket seats with inboard folding armrests
-----------------------------------------------------------------------

### Interior

Air conditioning – Manual (front only)
Powerpoints – 12-volt (2 on instrument panel; 1 in glove compartment)
Sun visors
Tachometer
Tilt steering column

### Exterior

50/50 swing-out rear doors with 172°-opening door checks (Van and Wagon)
60/40 swing-out side doors (Van and Wagon)
Bumper – Black front with black plastic valance
Daytime running lamps
Headlamps – Sealed-beam
Horn – Dual-note
Solar-tinted glass
Windshield wipers – Intermittent

### Safety & Security

3-point lap/shoulder safety belts for all seating positions
AdvanceTrac® with RSC® (Roll Stability Control™) (Van and Wagon only)
Airbags <sup>1</sup> – Driver and front-passenger front
Belt-Minder™ front safety belt reminder
Brakes – Power 4-wheel disc with Anti-Lock Brake System (ABS)
SecuriLock® Passive Anti-Theft Engine Immobilizer System (SRW)
Side-intrusion door beams
Tire Pressure Monitoring System (SRW only, excludes spare)

## VAN

Includes all standard features, plus:

### Mechanical

4-speed automatic transmission with overdrive
Handling Package includes front stabilizer bar and heavy-duty front and rear shock absorbers
Transmission oil cooler
16" steel wheels
Sport wheel covers

### Seating


2-passenger capacity
Vinyl front bucket seats

### Interior

AM/FM stereo with digital clock, 2 speakers and audio input jack
A-pillar grab handles for driver and front passenger
Centre console with colour-keyed slimline engine cover, dual bin stowage and 3 cupholders
Dome lights – Front and rear cargo
Door locks – Manual
Flooring – Black front vinyl
Glove compartment with auxiliary powerpoint
Headliner – Front vinyl
Mirror – Rearview (when equipped with rear door glass)
Step well pads – Black plastic
Windows – Manual

### Exterior

Bumpers – Black
Grille – Black
Mirrors – Sideview, manually telescoping trailer tow with manually adjustable glass and manual convex spotters



### Exteriors

	Van <sup>2</sup>	Wagon	Cutaway <sup>3</sup>
Oxford White	1, 2, 4	1, 2, 3, 4, 5	1, 2, 4
Ingot Silver Metallic	1, 2	1, 2, 3	1, 2, 4
Pueblo Gold Metallic	1, 2, 4	1, 2, 3, 4, 5	
School Bus Yellow <sup>4</sup>	1, 2	1, 2, 3	1, 2, 4
Vermillion Red	1, 2, 4	1, 2, 3, 4, 5	1, 2, 4
Steel Blue Metallic	1, 2, 4	1, 2, 3, 4, 5	1, 2, 4
Dark Blue Pearl Metallic	1, 2	1, 2, 3	1, 2, 4
Black	1, 2, 4	1, 2, 3, 4, 5	1, 2, 4

- 1 Medium Flint Vinyl – Standard
- 2 Medium Flint Cloth – Standard
- 3 Medium Flint Leather – Requires XLT Premium Wagon
- 4 Medium Pebble Cloth – Standard
- 5 Medium Pebble Leather – Requires XLT Premium Wagon

<sup>1</sup>Always wear your safety belt, secure children in the rear seat (if equipped) and follow airbag warning label instructions. <sup>2</sup>Medium Pebble requires Interior Upgrade Package or Premium Van Group on Commercial Van. <sup>3</sup>Medium Pebble only available with Motorhome Prep Package on Cutaway. <sup>4</sup>XL Fleet only. Colours are representative only. See your Ford of Canada Dealer for actual paint/trim options.

Microsoft is a registered trademark of Microsoft Corporation. "Sirius," the Sirius dog logo, channel names and logos are trademarks of Sirius XM Radio Inc. Subscriptions governed by Sirius Terms and Conditions at [sirius.ca](http://sirius.ca). Masterack, QuietFlex and EconoCargo are registered trademarks of Leggett & Platt Commercial Vehicle Products Company.



## E-SERIES Standard Features



### WAGON

Includes all standard features, plus:

#### Mechanical

4-speed automatic transmission with overdrive  
Handling Package includes front stabilizer bar and heavy-duty front and rear shock absorbers  
Transmission oil cooler  
16" steel wheels  
Sport wheel covers

#### Seating

8-passenger capacity (E-150)  
12-passenger capacity (E-350 Super Duty® Regular Length)  
15-passenger capacity (E-350 Super Duty Extended Length)  
Cloth front bucket seats

#### Interior

AM/FM stereo with digital clock, 6 speakers and audio input jack  
A-pillar grab handles for driver and front passenger  
Centre console with colour-keyed slimline engine cover, dual bin stowage and 3 cupholders  
Coat hooks  
Cruise control  
Dome lights – Front and rear cargo  
Door locks – Power  
Flooring – Black front and rear vinyl  
Glove compartment with auxiliary powerpoint  
Headliner – Full-length cloth  
Mirror – Rearview  
Powerpoint located in rear passenger section  
Sirius Satellite Radio with 6-month prepaid subscription  
Step well pads – Black plastic  
Windows – Power

#### Exterior

Bumpers – Black (XL), chrome (XLT)  
Grille – Black (XL), chrome (XLT)  
Mirrors – Sideview, aero-style with manually adjustable glass and manual convex spotters



### CUTAWAY

Includes all standard features, plus:

#### Mechanical

4-speed automatic transmission with overdrive (SRW)  
5-speed automatic TorqShift® transmission with overdrive (DRW)  
Auxiliary fuel port  
Battery – Heavy-duty  
Handling Package includes front stabilizer bar and heavy-duty front and rear shock absorbers  
Modified vehicle wiring kit and system  
Transmission oil cooler  
16" grey-painted steel wheels (SRW)  
16" white-painted steel wheels (DRW)

#### Seating

2-passenger capacity  
Vinyl bucket seats

#### Interior

AM/FM stereo with digital clock, 2 speakers and audio input jack  
A-pillar grab handles for driver and passenger  
Centre console with colour-keyed slimline engine cover, dual bin stowage and 3 cupholders  
Dome light – Front  
Flooring – Black front vinyl  
Glove compartment with auxiliary powerpoint  
Headliner – Vinyl

#### Exterior

Bumpers – Black  
Grille – Black



### STRIPPED CHASSIS<sup>1</sup>

Includes all standard features, plus:

#### Mechanical

5-speed automatic TorqShift transmission with overdrive  
Auxiliary fuel port  
Fuel filler vent hose  
Handling Package includes front stabilizer bar and heavy-duty front and rear shock absorbers  
Modified vehicle wiring kit  
Transmission oil cooler  
Wheel nut wrench  
16" grey-painted steel wheels (SRW)  
16" white-painted steel wheels (DRW)

#### Seating

Seats not included

#### Interior

Air conditioning delete  
Airbag delete  
Radio delete

#### Exterior

Bumper – Front delete  
Headlamp assembly and switch



16" Steel with Sport Wheel Covers  
Standard



16" Aluminum  
Available

<sup>1</sup>Vehicle shown with aftermarket upfit equipment.

Body Manufacturers are responsible for compliance certification of the completed vehicle. The Ford New Truck Limited Warranty and any government certification made by Ford shall cover only the vehicle as manufactured by Ford and shall not extend to any addition, modification or change of or to the vehicle.



# E-SERIES VAN Optional Features

E-150 COMMERCIAL			E-150 COMMERCIAL		
E-250 COMMERCIAL			E-250 COMMERCIAL		
E-350 SUPER DUTY® COMMERCIAL			E-350 SUPER DUTY COMMERCIAL		
		<b>Mechanical</b>			<b>Packages¹</b>
○	○	● 5.4L V8 FFV engine (4-speed automatic overdrive transmission)	—	○	○ <b>Aerial Bucket Cargo Van Suspension Package</b> – 2,087 kg (4,600 lbs.) front GAWR, 3,543 kg (7,810 lbs.) 9-leaf rear springs (SRW); rear GAWR reduced to 2,449 kg (5,400 lbs.) (requires modified vehicle wiring kit)
—	○	○ 6.8L V10 engine (5-speed automatic TorqShift® transmission with overdrive and tow/haul mode)	—	○	○ <b>Ambulance Prep Package</b> (non-FFV engine) – Auxiliary Heater/AC Connector Package, auxiliary fuel port, 3.73:1 rear axle, 225-amp alternator, dual 78-amp-hr batteries, floor pan extended side and rear, fixed side/rear door tinted glass, front vinyl headliner with HIC extension, maximum front GAWR, modified vehicle wiring kit, side and back door trim panels and vinyl sun visors (5.4L V8 and 6.8L V10 engines only)
○	○	○ Alternator – 155-amp (5.4L V8 and 6.8L V10 engines only)	—	○	○ <b>Auxiliary Heater/Air Conditioning Connector Package w/ Rear AC Controls</b> – Auxiliary heater/air conditioning tubes located underbody, front heater, rear AC controls in instrument panel and front air conditioning (available with Ambulance Prep Package)
○	○	○ Alternator – 225-amp (5.4L V8 and 6.8L V10 engines only)	—	○	○ <b>Auxiliary Heater/Air Conditioning Connector Package w/o Rear AC Controls</b> – Auxiliary heater/air conditioning tubes located underbody, front heater and front air conditioning (incl. with Ambulance Prep Package)
○	○	● Auxiliary fuel port (included with Ambulance Prep Package)	—	○	○ <b>Commercial Value Package</b> – Power Group (door locks, windows, trailer tow sideview mirrors, Remote Keyless Entry System), rear step bumper, fixed rear cargo door glass, and Reverse Sensing System
○	○	○ Battery – Heavy-duty 78-amp-hr	—	○	○ <b>Crew Van Package</b> – 3-passenger 2nd-row vinyl bench seat, full metal-mesh bulkhead, front and rear headliner, full B-pillar trim panels, low-series polypropylene side door and rear door-trim panels, LH lower trim panel behind driver's seat, restraints with metal retractor cover for 2nd-row bench seat, pull handle on 40% side door and RH rear door, and front and rear vinyl floor covering (n/a with E-150 Extended Length)
○	○	● Battery – Heavy-duty dual 78-amp-hr (incl. with Ambulance Prep Package)	—	○	○ <b>Dome/Cargo Light Kit</b> – 3 additional cargo lights¹
○	○	○ CNG/LPG Gaseous Engine Prep Package¹ – Hardened intake valves, exhaust valves and valve seats (5.4L V8 and 6.8L V10 engines only; n/a with Ambulance Prep Package)	—	○	○ <b>EconoCargo® Upgrade Package</b> (General Delivery; req. EconoCargo System) – 2 wire shelving modules (48"H x 16"D x 49"W), 2 single uprights (48"), 1 double upright (48"), 6 wire shelves (16" x 48") and 2 wire shelves (12" x 48") (n/a with high-capacity air conditioning)
○	○	○ Engine console cover delete (Fleet only)	—	○	○ <b>High-Series Exterior Upgrade Package</b> – Chrome front and rear contour bumpers, chrome grille surround and aerodynamic headlamps
—	○	○ Front GAWR – Maximum up to 2,087 kg (4,600 lbs.)² (incl. with Ambulance Prep Package and Aerial Bucket Cargo Van Suspension Package)	—	○	○ <b>Insulation Package</b> – Full-length cloth headliner, cloth sun visors, upper B-pillar trim panels, polypropylene side door and rear door-trim panels (included with Interior Upgrade Package and Premium Van Package)
○	○	○ Integrated trailer brake controller³ (req. Trailer Tow Package and message centre)	○	○	○ <b>Interior Upgrade Package</b> – Full-length carpeting, high-level side/rear cargo door-trim panels, full-length cloth headliner, cloth sun visors, sliding door track cover, full B-pillar trim, dual cloth front captain's chairs, front carpeted floor mats, Insulation Package and Power Group
●	●	○ Rear axle – Limited-slip¹	○	○	○ <b>Masterack® Racks and Bins Package</b> – Fully installed steel shelving, drawers and cabinets (incl. bulkhead with lockable door)⁵
—	○	○ Spare tire delete¹	○	○	○ <b>Mid-Series Exterior Upgrade Package</b> – Black-painted front and rear contour bumpers, chrome grille surround and aerodynamic headlamps
●	●	— Speed limitation – 105-km/h (65-mph) governed top speed (4.6L V8; Fleet only)¹	○	○	○ <b>Modified Vehicle Wiring System</b> – Underhood powertrain circuit tap-ins including vehicle speed output, and modified vehicle connections for customized wiring harness provisions
●	●	— Speed limitation – 121-km/h (75-mph) governed top speed (4.6L V8; Fleet only)¹	○	○	○ <b>No-Charge EconoCargo Cargo Management System</b> – Insulated polyethylene panels covering walls and cargo doors, hardboard panel covering on ceiling includes bulkhead with lockable door, 2 tracks and tie-down straps⁵
		<b>Safety/Security</b>			○ <b>QuietFlex® III Composite Racks and Bins Package</b> – Enclosed lockable bin, lockable wheel-well door, 2 deep drawers, 4 shallow drawers, 2 triple hooks, 10 shelf dividers and composite bulkhead with lockable door⁶
○	○	○ E-Guard Cargo Protection System™ and side-door security system¹	○	○	○ <b>Premium Van Package</b> – Dual front captain's chairs, AM/FM stereo/single-CD player with digital clock and 4 speakers, Exterior Upgrade Package, Power Group, cruise control and Insulation Package
○	○	○ Passenger airbag cut-off switch (n/a with Crew Van Package)	○	○	○ <b>Racks and Bins Upgrade Package 1</b> (General Contractor; requires Racks and Bins Package) – Ship-thru ladder rack, ladder-rack crossbow
		<b>Seating</b>			○ <b>Racks and Bins Upgrade Package 2</b> (Electrical Contractor/Appliance Repair; requires Racks and Bins Package) – 12-drawer cabinet,⁷ tilt shelf,⁷ toolbox door (additional), wire spool rack, triple hooks (additional) and shelf divider set (additional)
○	○	○ Dual cloth front bucket seats	○	○	○ <b>Racks and Bins Upgrade Package 3</b> (Plumbing/HVAC Service; req. Racks and Bins Package) – 12-drawer cabinet,⁷ tilt shelf⁷ and tank rack (3-tank capacity)
○	○	○ Dual cloth front captain's chairs⁴	○	○	○ <b>Trailer Tow Prep Package – Class I</b> – Trailer wiring harness (incl. with rear step bumper)
○	○	○ Power driver's seat – 6-way with manual lumbar (req. front captain's chairs)	○	○	○ <b>Trailer Tow Package – Class II/III/IV</b> – Trailer wiring harness (blade-style female connector), electronic brake controller tap-in capability, relay system for backup/B+/running lights, and frame-mounted hitch receiver
		<b>Appearance/Comfort/Convenience</b>			
○	○	○ 16" aluminum wheels	○	○	
○	○	○ 16" white-painted steel wheels (deletes sport wheel covers)	○	○	
○	○	○ Air conditioning – High-capacity (front and rear) (n/a with Ambulance Prep Package)	○	○	
○	○	○ Air conditioning delete (n/a with rear view camera)	○	○	
○	○	○ AM/FM stereo/single-CD player with MP3 capability, audio input jack, digital clock and 4 speakers; includes Sirius Satellite Radio with 6-month prepaid subscription (n/a with E-Guard)	○	○	
○	○	○ Premium Navigation Radio System featuring single-CD player, MP3 capability, audio input jack and Sirius Satellite Radio with 6-month prepaid subscription (req. Power Group and Ford SYNC®)	○	○	
○	○	○ Ford SYNC voice-activated, in-vehicle connectivity system (incl. auto-dimming rearview mirror; req. cruise control; n/a with base radio or radio delete)	○	○	
○	○	○ Radio Prep Package – 2 speakers	○	○	
○	○	○ Radio Prep Package – 4 speakers (n/a with E-Guard)	○	○	
○	○	○ Radio delete (n/a with rearview camera or SYNC)	○	○	
●	●	○ Bumper – Black rear step (incl. Class I Trailer Tow Prep)	○	○	
●	●	○ Bumper – Chrome rear step (incl. Class I Trailer Tow Prep; req. High-Series Exterior Upgrade Package)	○	○	
●	●	○ Bumpers – Chrome, front and rear contour (incl. and only available with High-Series Upgrade Package)	○	○	
○	○	○ Cruise control (incl. with Premium Van Package)	○	○	
○	○	○ Flooring – Rear vinyl	○	○	
○	○	○ Message centre – Instrument panel electronic, with engine-hour meter (requires integrated trailer brake controller and Class II/III/IV Trailer Tow Package; included with Reverse Sensing System)	○	○	
○	○	○ Mirrors – Sideview aero-style, manually adjustable with manual convex spotters	○	○	
●	●	○ Mirrors – Sideview aero-style, power-adjustable with manual convex spotters (only available with Power Group)	○	○	
●	●	○ Mirrors – Sideview manually telescoping trailer tow, power-adjustable with manual convex spotters⁵	○	○	
○	○	○ Power Group (door locks, front windows, power trailer tow mirrors, Remote Keyless Entry System)	○	○	
○	○	○ Privacy glass¹	○	○	
○	○	○ Rear view camera (n/a with base radio or radio delete)	○	○	
○	○	○ Reverse Sensing System (req. rear step or contour bumpers included with Commercial Value Package and message centre)	○	○	
○	○	○ Running boards – Door-length on driver side; full-length on passenger side	○	○	
○	○	○ Side cargo door – Sliding solid panel	○	○	
○	○	○ User-defined upfitter switches – 4 (n/a with 4.6L V8 engine; req. 155-amp or 225-amp alternator)	○	○	
○	○	○ Windows – Fixed rear cargo door glass (incl. rearview mirror)	○	○	
○	○	○ Windows – Fixed side/fixed rear cargo door glass¹	○	○	
○	○	○ Windows – Swing-out side/fixed rear cargo door glass¹	○	○	
○	○	○ Windows – All around (incl. swing-out side/fixed rear cargo door glass)	○	○	
					<b>Ford Work Solutions™</b>
					○ <b>Crew Chief™</b> powered by Telogis® – Vehicle tracking system (incl. 1-year subscription service)

¹Restrictions apply, see your Ford of Canada Dealer for details. ²Computer selected – 2,087 kg (4,600 lbs.) max. ³TBC verified to be compatible with electrically actuated drum brakes and certain electric-over-hydraulic brake systems. See your Ford of Canada Dealer for details. ⁴Available as part of Interior Upgrade Package. ⁵Included as part of Power Group. ⁶Requires rear vinyl floor covering. ⁷12-drawer cabinet and tilt shelf not included in Quiet Flex III Package.



# E-SERIES WAGON Optional Features

E-150 XL				
E-150 XLT				
E-350 SUPER DUTY XL				
E-350 SUPER DUTY XLT				
<b>Mechanical</b>				
○	○	●	●	5.4L V8 FFV engine (4-speed automatic overdrive transmission)
—	—	○	○	6.8L V10 engine (5-speed automatic TorqShift® transmission with overdrive and tow/haul mode)
○	○	○	○	Alternator – 155-amp (5.4L V8 and 6.8L V10 engines only)
○	○	○	○	Alternator – 225-amp (5.4L V8 and 6.8L V10 engines only)
○	○	○	○	Auxiliary fuel port
○	○	○	○	Battery – Heavy-duty 78-amp-hr
○	○	○	○	Battery – Heavy-duty dual 78-amp-hr
○	○	○	○	CNG/LPG Gaseous Engine Prep Package <sup>1</sup> – Hardened intake valves, exhaust valves and valve seats (5.4L V8 and 6.8L V10 engines only)
○	○	○	○	Integrated trailer brake controller <sup>2</sup> (req. Trailer Tow Package and message centre on XL)
●	●	●	●	Rear axle – Limited-slip
—	—	○	○	Spare tire delete
●	●	—	—	Speed limitation – 105-km/h (65-mph) governed top speed (4.6L V8; Fleet only) <sup>1</sup>
●	●	—	—	Speed limitation – 121-km/h (75-mph) governed top speed (4.6L V8; Fleet only) <sup>1</sup>
<b>Safety/Security</b>				
○	●	○	○	Remote Keyless Entry System with panic alarm and illuminated entry (req. Power Windows and Locks Group and Interior Upgrade Package on XL)
<b>Seating<sup>1</sup></b>				
○	●	○	●	Cloth-trimmed seating
—	●	—	—	Leather-trimmed seating (req. XLT Premium Package)
—	●	—	○	Power driver's seat – 6-way with manual lumbar (req. front captain's chairs)
—	●	—	—	7 passengers: (4) leather-trimmed captain's chairs for 1st and 2nd rows; (1) 3-passenger rear bench seat (req. XLT Premium Package)
●	—	—	—	8 passengers (2/3/3 seating)
—	—	—	○	11 passengers: (2) front captain's chairs; (3) 3-passenger rear bench seats (Extended Length only)
—	—	●	●	12 passengers (2/3/3/4 seating)
—	—	●	●	15 passengers (2/3/3/3/4 seating)
<b>Appearance/Comfort/Convenience</b>				
○	●	○	○	16" aluminum wheels
○	●	●	●	Air conditioning – High-capacity (front and rear; standard on XL Extended Length)
○	○	○	○	Air conditioning delete (n/a on Extended Length Wagon or with rear view camera)
○	○	○	○	Premium Navigation Radio System featuring single-CD player, MP3 capability, audio input jack and Sirius Satellite Radio with 6-month prepaid subscription (req. Power Windows and Locks Group on XL and Ford SYNC®)
○	●	○	○	Ford SYNC® voice-activated, in-vehicle connectivity system (incl. auto-dimming rearview mirror; n/a with radio delete)
○	○	○	○	Radio Prep Package – 6 speakers
○	○	○	○	Radio delete (n/a with SYNC or rear view camera)
○	—	○	—	Bumper – Black rear step (incl. Class I Trailer Tow Prep; n/a with High-Series Exterior Upgrade Package)
●	○	●	○	Bumper – Chrome rear step (incl. Class I Trailer Tow Prep; req. High-Series Exterior Upgrade Package on XL)
●	●	●	●	Bumpers – Chrome, front and rear contour
●	○	●	○	Flooring – Full-length vinyl
●	●	●	●	Flooring – Full-length carpet
●	●	●	●	Floor mats – Carpeted
○	●	○	●	Message centre – Instrument panel electronic with engine-hour meter (req. with integrated trailer brake controller and Reverse Sensing System)
●	●	●	●	Mirrors – Sideview aero-style, power-adjustable with manual convex spotters (req. Power Windows and Locks Group on XL)
—	○	—	○	Mirrors – Sideview manually telescoping trailer tow, power-adjustable with manual convex spotters
●	●	●	●	Power Windows and Locks Group
○	●	○	○	Privacy glass <sup>1</sup>
○	○	○	○	Rear view camera (n/a with radio delete or air conditioning delete; req. high-capacity air conditioning on Regular Length XL)
○	○	○	○	Reverse Sensing System (req. rear step or contour bumpers and message centre on XL)
○	●	○	○	Running boards – Door-length on driver side; full-length on passenger side
○	○	○	○	Side door – Sliding solid panel
○	○	○	○	User-defined upfitter switches – 4 (n/a with 4.6L V8 engine; req. 155-amp or 225-amp alternator)

E-150 XL				
E-150 XLT				
E-350 SUPER DUTY XL				
E-350 SUPER DUTY XLT				
<b>Packages<sup>1</sup></b>				
●	●	●	●	<b>Insulation Package</b> – Cloth sun visors, colour-keyed sliding door track, upper B-pillar trim panels, and XLT side and rear trim panels with insulated padding
●	●	●	●	<b>Interior Upgrade Package</b> – Full-length carpeting, high-level side/rear cargo door-trim panels, cloth seats, headlamps-on alert chime, front carpeted floor mats, Insulation Package, courtesy light switches on all doors, and Power Windows and Locks Group
○	—	○	—	<b>Mid-Series Exterior Upgrade Package</b> – Black-painted front and rear contour bumpers, chrome grille surround and aerodynamic headlamps
○	—	○	—	<b>High-Series Exterior Upgrade Package</b> – Chrome front and rear contour bumpers, chrome grille surround and aerodynamic headlamps
○	●	○	○	<b>Remote Keyless Entry Package</b> – 2 key fobs
●	●	●	●	<b>Trailer Tow Prep Package – Class I</b> – Trailer wiring harness (incl. and req. rear step bumper)
○	○	○	○	<b>Trailer Tow Package – Class II/III/IV</b> – Trailer wiring harness (blade-style female connector), electronic brake controller tap-in capability, relay system for backup/B+/running lights, and frame-mounted hitch receiver
—	○	—	—	<b>XLT Premium Package</b> – Leather-trimmed captain's chairs for 1st and 2nd rows, 6-way power driver's seat, remote keyless entry, leather-wrapped steering wheel, privacy glass, aluminum wheels, running boards, SYNC and auto-dimming rearview mirror
<b>Ford Work Solutions™</b>				
○	○	○	○	Crew Chief™ powered by Telogis® – Vehicle tracking system (incl. 1-year subscription service)

● Standard ● Select Availability ○ Optional — Not Available

## POOL ACCOUNT AND SHIP-THRU PROGRAMS

These suppliers can help make your E-Series the perfect vehicle for your business needs. Please contact your local Ford of Canada Dealer for complete details.

### ConvExpert

### Farmbro

### GW Anglin Van & Truck Equipment

### Malley Industries Inc.

### Masterack Crown

### Sterling Fleet Outfitters

### Vanterior Truck Outfitters

<sup>1</sup>Restrictions apply, see your Ford of Canada Dealer for details. <sup>2</sup>TBC verified to be compatible with electrically actuated drum brakes and certain electric-over-hydraulic brake systems. See your Ford of Canada Dealer for details.



# E-SERIES CUTAWAY/STRIPPED CHASSIS Optional Features

E-250 SUPER DUTY® CUTAWAY				
E-350 SUPER DUTY CUTAWAY				
E-450 SUPER DUTY CUTAWAY				
E-350 SUPER DUTY STRIPPED CHASSIS				
E-450 SUPER DUTY STRIPPED CHASSIS				
<b>Mechanical</b>				
—	●	●	●	5.4L V8 engine
—	●	○	○	6.8L V10 engine
●	●	—	—	4-speed automatic overdrive transmission
—	●	●	●	5-speed automatic TorqShift® transmission with overdrive and tow/haul mode (5.4L V8 and 6.8L V10 engines only)
—	○	○	○	Alternator – 155-amp (5.4L V8 and 6.8L V10 engines only)
—	●	○	○	Alternator – 225-amp (5.4L V8 and 6.8L V10 engines only)
○	○	○	○	Battery – Heavy-duty 78-amp-hr
○	○	○	—	Battery – Heavy-duty dual 78-amp-hr (incl. with Ambulance Prep Package and School Bus Prep Package)
—	○	○	○	CNG/LPG Gaseous Engine Prep Package <sup>1</sup> – Hardened intake valves, exhaust valves and valve seats (5.4L V8 and 6.8L V10 engines only)
○	○	○	—	Engine cover console delete (engine cover provided console is delete)
—	●	○	○	Front GAWR – Maximum <sup>1</sup>
●	●	—	—	Fuel tank – 125-litre capacity midship (available with E-250 and E-350 SRW)
—	●	○	○	Fuel tank – 151-litre capacity aft of axle
—	●	●	●	Fuel tank – 208-litre capacity aft of axle (DRW only)
—	●	○	—	Integrated trailer brake controller <sup>2</sup> (req. message centre)
○	○	○	○	Rear axle – Limited-slip <sup>1</sup>
○	○	○	○	Spare tire and wheel
○	●	○	○	Speed limitation – 105-km/h (65-mph) governed top speed (Fleet only) <sup>1</sup>
○	●	—	—	Speed limitation – 121-km/h (75-mph) governed top speed (Fleet only) <sup>1</sup>
○	○	○	○	Traction control (req. limited-slip rear axle)
<b>Safety/Security</b>				
●	●	○	—	Airbag delete – Passenger side <sup>1</sup>
○	○	○	—	Passenger airbag cut-off switch <sup>3</sup>
○	○	○	—	Remote Keyless Entry System <sup>4</sup>
<b>Seating</b>				
—	○	○	—	Captain's chair – Cloth, driver side only
—	●	○	—	Captain's chair – Without trim, driver side only
○	○	○	—	Dual cloth front bucket seats
○	○	○	—	Dual cloth front captain's chairs
—	○	○	—	Dual front captain's chairs – Without trim
—	●	●	—	Manual pedestal with 2-way adjuster
—	●	●	—	Manual Seat Prep Package
—	○	○	—	Passenger seat delete <sup>1</sup>
○	○	○	—	Power driver's seat – 6-way with manual lumbar (req. front captain's chairs)
—	●	○	—	Power Seat Prep Package
<b>Appearance/Comfort/Convenience</b>				
○	○	—	○	16" white-painted steel wheels (SRW only)
—	●	●	●	16" white-painted steel wheels (DRW only)
○	○	○	—	16" steel wheels with sport wheel covers (SRW only)
—	○	—	—	16" aluminum wheels (SRW only)
○	○	○	●	Air conditioning delete
○	○	○	—	AM/FM stereo/single-CD player with MP3 capability, audio input jack, digital clock and 2 speakers; includes Sirius Satellite Radio with 6-month prepaid subscription
○	○	○	—	Premium Navigation Radio System featuring single-CD player, MP3 capability, audio input jack and Sirius Satellite Radio with 6-month prepaid subscription (req. Power Windows and Locks Group and SYNC)
○	○	○	—	Ford SYNC® voice-activated, in-vehicle connectivity system (incl. auto-dimming rearview mirror; req. cruise control; n/a with base radio or radio delete)
○	○	○	—	4-Speaker Upgrade Package (incl. 2 installed and 2 boxed speakers)
○	○	○	—	Radio Prep Package – 2 speakers
○	○	○	—	Radio Prep Package – 4 speakers
○	○	○	●	Radio delete
○	○	○	—	Bumper – White-painted front (Fleet only)
○	○	○	—	Cruise control
—	●	○	—	Frame spacers – Alternate lateral <sup>1</sup>
—	●	○	—	Frame spacers – Standard pattern <sup>1</sup>
○	○	○	—	Message centre – Instrument panel electronic with engine-hour meter (req. with integrated trailer brake controller)
○	○	○	—	Mirror – Interior day/night rearview (n/a with SYNC)
○	○	○	—	Power Windows and Locks Group
—	●	●	—	Pucks – Frame isolator (n/a with S3H) <sup>1</sup>
○	○	○	—	Running boards – Door-length

E-250 SUPER DUTY CUTAWAY				
E-350 SUPER DUTY CUTAWAY				
E-450 SUPER DUTY CUTAWAY				
E-350 SUPER DUTY STRIPPED CHASSIS				
E-450 SUPER DUTY STRIPPED CHASSIS				
<b>Appearance/Comfort/Convenience</b> (continued)				
○	○	—	—	Mirrors – Sideview aero-style manually adjustable with manual convex spotters
○	●	●	—	Mirrors – Sideview manually telescoping trailer tow, manually adjustable glass and manual convex spotters
○	●	●	—	Mirrors – Sideview manually telescoping trailer tow, power-adjustable with manual convex spotters <sup>4</sup>
—	○	○	—	User-defined upfitter switches – 4 (n/a with 4.6L V8 engine; req. 155-amp or 225-amp alternator)
<b>Packages<sup>1</sup></b>				
—	—	○	○	<b>AC Prep Package</b> – Scroll compressor, condenser, drive belt, tensioner-attaching brackets and bolts
—	○	○	—	<b>Ambulance Prep Package</b> (non-FFV engine) – Auxiliary Heater/AC Connector Package, auxiliary fuel port, vinyl sun visors, maximum front GAWR, 4.10:1 limited-slip rear axle (E-350), 4.56:1 limited-slip rear axle (E-450), 225-amp alternator, dual 78-amp-hr batteries, front licence plate bracket, manually telescoping trailer tow mirrors, spare tire and wheel, frame pucks (5.4L V8 and 6.8L V10 engines only)
—	○	○	—	<b>Auxiliary Heater/Air Conditioning Connector Package</b> – Front heater connector and front air conditioning connector
—	○	○	—	<b>Auxiliary Heater/Air Conditioning Connector Package w/Rear Controls</b>
○	○	○	—	<b>Insulation Package</b> – Front cloth headliner and cloth sun visors
○	○	○	—	<b>Interior Upgrade Package</b> – Front cloth headliner, high-level door-trim panels, cloth captain's chairs, cloth sun visors, carpeting, power windows and door locks, remote keyless entry and Insulation Package
○	○	○	—	<b>Mid-Series Exterior Upgrade Package</b> – Black-painted front bumper, chrome grille surround and aerodynamic headlamps
○	○	○	—	<b>High-Series Exterior Upgrade Package</b> – Chrome front bumper, chrome grille surround and aerodynamic headlamps
—	●	○	—	<b>Motorhome Prep Package</b> – Chrome front bumper and grille, aerodynamic headlamps, power windows/door locks, manual pedestals (seats not incl.), Radio Prep Package, cloth sun visors, Class I Trailer Tow Prep Package, cruise control, telescoping antenna, maximum front GAWR (E-450 6,373 kg [14,050 lbs.] GVWR), frame pucks, and front licence plate bracket
—	○	○	●	<b>Right-Hand Door Delete Package</b> – Deletes passenger seat, safety belt and hardware; passenger airbag; A-pillar grab handle; sun visor; speaker, headliner and mirror delete
—	●	●	—	<b>School Bus Prep Package</b> – Front licence plate bracket, banded front door glass (tinted), high-back driver seat only, 155-amp alternator, dual 78-amp-hr batteries, 151-litre fuel tank (E-350/E-450 DRW), and frame pucks; deletes passenger seat/pedestal and attaching hardware, passenger safety belt system, passenger B-pillar trim and scuff plate, passenger airbag, sideview mirrors and headliner
—	●	○	—	<b>Shuttle Bus Prep Package</b> – Chrome front bumper and grille, aerodynamic headlamps, manual pedestals (seats not incl.), frame pucks, power windows and door locks, front licence plate bracket, maximum front GAWR (E-450 6,373 kg [14,050 lbs.] GVWR), 155-amp alternator, driver and passenger airbags; deletes headliner, vinyl floor covering and dome lamp
○	○	○	—	<b>Trailer Tow Prep Package – Class I</b> (incl. trailer wiring harness along frame)
<b>Ford Work Solutions™</b>				
○	○	○	—	Crew Chief™ powered by Telogis® – Vehicle tracking system (incl. 1-year subscription service)

● Standard ● Select Availability ○ Optional — Not Available


<sup>1</sup>Restrictions apply, see your Ford of Canada Dealer for details. <sup>2</sup>TBC verified to be compatible with electrically actuated drum brakes and certain electric-over-hydraulic brake systems. See your Ford of Canada Dealer for details. <sup>3</sup>Always wear your safety belt and follow airbag warning label instructions. <sup>4</sup>Requires Power Windows and Locks Group.



# TECHNICAL SPECIFICATIONS

## DIMENSIONS mm (in.)

	<b>E-150 Regular Length</b>	<b>E-150 Extended Length</b>	<b>E-250/E-350 Super Duty Reg. Length</b>	<b>E-250/E-350 Super Duty Ext. Length</b>
<b>EXTERIOR</b>				
<b>A.</b> Overall length	5,505 (216.7)	6,005 (236.4)	5,505 (216.7)	6,005 (236.4) (Van) 6,013 (236.7) (Wagon)
<b>B.</b> Wheelbase	3,505 (138.0)	3,505 (138.0)	3,505 (138.0)	3,505 (138.0)
<b>C.</b> Load floor height	711 (28.0) (Van) 731 (28.8) (Wagon)	726 (28.6)	790/749 (31.1/29.5) (Van) 767 (30.2) (Wagon)	800/754 (31.5/29.7) (Van) 739 (29.1) (Wagon)
<b>D.</b> Overall width – Excluding mirrors	2,016 (79.4)	2,016 (79.4)	2,016 (79.4)	2,016 (79.4)
<b>D.</b> Overall width – Including mirrors	2,692 (106.0) (Van) 2,431 (95.7) (Wagon)	2,692 (106.0)	2,692 (106.0) (Van) 2,431 (95.7) (Wagon)	2,692 (106.0) (Van) 2,431 (95.7) (Wagon)
<b>E.</b> Overall height	2,093 (82.4) (Van) 2,085 (82.1) (Wagon)	2,098 (82.6)	2,154/2,126 (84.8/83.7) (Van) 2,111 (83.1) (Wagon)	2,159/2,123 (85.0/83.6) (Van) 2,090 (82.3) (Wagon)
Rear cargo door opening height	1,257 (49.5) (Van) 1,189 (46.8) (Wagon)	1,257 (49.5)	1,257 (49.5) (Van) 1,189 (46.8) (Wagon)	1,257 (49.5) (Van) 1,219 (48.0) (Wagon)
Rear cargo door opening width	1,369 (53.9) (Van) 1,382 (54.4) (Wagon)	1,369 (53.9)	1,369 (53.9) (Van) 1,382 (54.4) (Wagon)	1,369 (53.9) (Van) 1,382 (54.4) (Wagon)
Side cargo door opening height	1,224 (48.2) (Van) 1,198 (47.2) (Wagon)	1,221 (48.1)	1,224 (48.2) (Van) 1,198 (47.2) (Wagon)	1,221 (48.1) (Van) 1,198 (47.2) (Wagon)
Swing-out side cargo door opening width	1,138 (44.8)	1,138 (44.8)	1,138 (44.8)	1,138 (44.8)
Sliding side cargo door opening width	1,158 (45.6)	1,158 (45.6)	1,158 (45.6)	1,158 (45.6)
<b>INTERIOR</b>				
<b>1st Row</b>				
Head room	1,068 (42.0)	1,068 (42.0)	1,068 (42.0)	1,068 (42.0)
Shoulder room	1,729 (68.1)	1,729 (68.1)	1,729 (68.1)	1,729 (68.1)
Hip room	1,666 (65.6)	1,666 (65.6)	1,666 (65.6)	1,666 (65.6)
Leg room	1,015 (40.0)	1,015 (40.0)	1,015 (40.0)	1,015 (40.0)
<b>2nd Row (Wagon)</b>				
Head room	1,020 (40.2)	—	1,020 (40.2)	1,020 (40.2)
Shoulder room	1,822 (71.7)	—	1,822 (71.7)	1,849 (72.8)
Hip room	1,688 (66.5)	—	1,688 (66.5)	1,742 (68.6)
Leg room	986 (38.8)	—	986 (38.8)	986 (38.8)
<b>3rd Row (Wagon)</b>				
Head room	1,019 (40.1)	—	1,019 (40.1)	1,019 (40.1)
Shoulder room	1,820 (71.7)	—	1,820 (71.7)	1,820 (71.7)
Hip room	1,697 (66.8)	—	1,697 (66.8)	1,697 (66.8)
Leg room	1,017 (40.0)	—	1,017 (40.0)	1,017 (40.0)
<b>4th Row (Wagon)</b>				
Head room	—	—	989 (38.9)	1,006 (39.6)
Shoulder room	—	—	1,763 (69.4)	1,763 (69.4)
Hip room	—	—	1,680 (66.1)	1,680 (66.1)
Leg room	—	—	1,001 (39.4)	1,001 (39.4)
<b>5th Row (Wagon)</b>				
Head room	—	—	—	950 (37.4)
Shoulder room	—	—	—	1,715 (67.5)
Hip room	—	—	—	1,671 (65.8)
Leg room	—	—	—	939 (37.0)
<b>Van Only</b>				
Maximum cargo volume litres (cu. ft.) behind 1st row	6,734 (237.8)	7,881 (278.3)	6,734 (237.8)	7,881 (278.3)



## E-SERIES POWERTRAINS

### Flexible Fuel: 4.6L/5.4L V8 FFVs

Both E-Series 4.6L and 5.4L gas engines are Flexible Fuel capable! Ford Flex Fuel Vehicles (FFVs) give you the power of choice. E85 or gasoline? FFV lets you decide right at the pump. Both E-Series FFVs can run on E85 (85% ethanol/15% gasoline), straight gasoline, or any blend of the two. Since Ford introduced FFVs back in the mid-1990s, we've put nearly 2 million on the road, with a stream of refinements along the way. Ford engines are at the heart of E-Series' versatility and capability. Step up to the 5.4L V8 FFV to get extra punch for high-capacity applications. Its SOHC architecture pumps out 255 hp and 350 lb.-ft. of torque across a wide powerband.

### CNG/LPG Gaseous Engine Prep Package

This option enables 5.4L V8 and 6.8L V10 gas engines to run on compressed natural gas (CNG) or liquefied petroleum gas (LPG). Modifications include hardened intake and exhaust valves as well as hardened valve seats.

### 6.8L V10

For excellent torque, opt for the available 6.8L V10. Its electronic throttle control (ETC) modulates torque at the drive wheels for smooth, seamless engine response.



## ENGINE RATINGS

	<b>4.6L SOHC V8 FFV</b>	<b>5.4L SOHC V8 FFV</b>	<b>6.8L SOHC V10</b>
Horsepower (hp @ rpm)	225 @ 4,800	255 @ 4,500	305 @ 4,250
Torque (lb.-ft. @ rpm)	286 @ 3,500	350 @ 2,500	420 @ 3,250

## MAXIMUM LOADED TRAILER WEIGHT RATINGS kg (lbs.)<sup>2</sup>

Automatic Transmission			Wagon				Van <sup>3</sup>				Cutaway				
Engine	Axle Ratio	GCWR	E-150	E-350 SuperDuty	E-350 SuperDuty Extended	E-150	E-150 Extended	E-250	E-250 Extended	E-350 SuperDuty	E-350 SuperDuty Extended	E-250 SRW	E-350 SRW	E-350 DRW	E-450 DRW
4.6L SOHC V8 FFV	3.73	5,216 (11,500)	2,540 (5,600)	—	—	2,721 (6,000)	2,676 (5,900)	2,721 (6,000)	2,676 (5,900)	—	—	—	—	—	—
	4.10	5,443 (12,000)	2,767 (6,100)	—	—	2,948 (6,500)	2,903 (6,400)	2,948 (6,500)	2,903 (6,400)	—	—	3,402 (7,500)	—	—	—
5.4L SOHC V8 FFV	3.73	4,354 (9,600)	—	—	—	—	—	—	—	—	—	—	2,132 (4,700)	—	—
		4,559 (10,050)	—	—	—	—	—	—	—	—	—	—	2,223 (4,900)	—	—
	4.10	5,897 (13,000)	3,175 (7,000)	3,039 (6,700)	2,948 (6,500)	3,402 (7,500)	3,311 (7,300)	3,357 (7,400)	3,311 (7,300)	3,357 (7,400)	3,265 (7,200)	—	—	—	—
	4.56	6,373 (14,050)	—	—	—	—	—	—	—	—	—	—	—	—	—
6.8L SOHC V10	3.73	6,804 (15,000)	—	3,856 (8,500)	3,765 (8,300)	—	—	—	—	—	—	—	—	—	—
	4.10	8,391 (18,500)	—	4,536 (10,000)	4,536 (10,000)	—	—	—	—	—	—	—	4,536 (10,000)	4,536 (10,000)	—
	4.56	9,979 (22,000)	—	—	—	—	—	—	—	—	—	—	—	—	4,536 (10,000)

<sup>1</sup>Excludes vans equipped with Ambulance Prep Package. <sup>2</sup>Maximum capabilities shown are for properly equipped vehicles with required equipment and a 68-kg (150-lb.) driver. Weight of additional options, equipment, passengers and cargo must be deducted from this weight. Cutaway ratings are based on incomplete vehicles. Final vehicle manufacturer weights and ratings will vary due to upfit and modification requirements. <sup>3</sup>For maximum trailer weights with Crew Van, deduct 91 kg (200 lbs.) from the weights shown (except with 8,391 kg [18,500 lbs.] GCWR). <sup>4</sup>E-350 SRW Cutaway with 5.4L V8 only (midship fuel tank) 4,808 kg (10,600-lb.) GCWR.





# QUALITY, GREEN, SAFE AND SMART.



## Our commitment to you... Peace-of-Mind Protection

- Basic Coverage: 3 years/60,000 km
- Powertrain Limited Warranty: 5 years/100,000 km
- Corrosion Warranty: 5 years/unlimited distance
- Roadside Assistance: 5 years/100,000 km

Certain conditions apply. For more information on these warranties and coverages, ask your local Ford of Canada Dealer or visit [ford.ca](http://ford.ca).

**Ford Extended Service Plan.** Help protect your investment and add to your peace of mind by complementing your vehicle purchase or lease with a Ford Extended Service Plan (ESP). Ford ESP protects you against unexpected repair costs after your New Vehicle Basic Warranty expires by covering many vehicle components. It's confidence for the road ahead. See your Ford of Canada Dealer for details. **Ford Credit.** Get the ride you want. Whether you plan to lease or finance, you'll find the choices that are right for you at Ford Credit. Ask your local Ford of Canada Dealer for details or check us out at [fordcredit.ca](http://fordcredit.ca). **Genuine Ford Accessories.** Ford of Canada warrants that its authorized Dealers will repair or replace any Genuine Ford Accessory that is properly installed by the authorized Dealer that sold the accessory and found to be defective in factory-supplied materials or workmanship. The accessory will be warranted for whichever provides you the greatest benefit: 12 months/20,000 km (whichever occurs first), or the remainder of your 36-month/60,000-km (whichever occurs first) Basic Coverage in the New Vehicle Limited Warranty. Contact your local Ford of Canada Dealer for details. **Ford Licensed Accessories (FLA)** are warranted by the accessory manufacturer's limited warranty. The warranty coverage will vary by accessory manufacturer. Ford Licensed Accessories are fully designed and developed by the accessory manufacturer and have not been designed or tested to Ford Motor Company engineering requirements. Contact your local Ford of Canada Dealer for details regarding the accessory manufacturer's limited warranty and/or for a copy of the FLA product limited warranty offered by the accessory manufacturer. **For prompt, courteous answers to your questions: Ford Customer Relationship Centre 1-800-565-3673; Ford Credit Customer Service Centre: 1-877-636-7346.**

Competitive comparisons are based on 2011/2012 competitive models, publicly available information and Ford data at the time of printing of the 2012 original printed version. Some features discussed may be optional. Vehicles shown may contain optional equipment. Features shown may be offered only in combination with other options or subject to additional ordering requirements or limitations. Dimensions shown may vary due to optional features and/or production variability. Following publication of the 2012 original printed brochure, certain changes in standard equipment, options and the like, or product delays may have occurred which would not be included in these pages. Your Ford of Canada Dealer is your best source for up-to-date information. Ford Motor Company of Canada, Limited, reserves the right to change product specifications at any time without incurring obligations. Colours may not be exactly as illustrated. Please see your sales consultant for specific colour and model availability.

