

 HYUNDAI™



2012 SONATA

2012 SONATA

Where style and luxury converge.

Some people look around at what others are driving and then follow their lead. Others, however, have a different way of doing things. They make decisions that are thoughtful and reflect their own values. They look for quality and the features they want at a good price, and even a design that expresses their sense of style. It's for them that we build the 2012 Sonata.

With Hyundai's commitment to a high level of style, luxury and refinement, the Sonata will undoubtedly be the sedan against which others in its class will be measured.

Make the 2012 Sonata a part of your future.



THE GRACE OF NATURE, IN MOTION.

The breathtaking exterior design of the 2012 Sonata is the result of a design philosophy called Fluidic Sculpture. It considers the interplay of natural, fluid elements with the more rigid surface and structures of a vehicle to create the impression of constant, graceful motion. The most visible result of this is the signature chrome accent – extending from the headlamps along the hood edge back to the side window line. The overall visual impression is that of a long, low, light sedan that blends sportiness with elegance in equal measures.



A NEW LEVEL OF STYLE AND COMFORT.

Inside the Sonata, the results of fluidic sculpture are evident as well.

As you'd expect from Hyundai, it delivers exceptional comfort, functionality and practicality – but now with a decidedly upscale ambience. Look up and take in more sun and sky than ever before with an available panoramic sunroof, providing a large and wide viewing angle. The 2012 Sonata also features an available Dimension AM/FM/XM®/CD/MP3 audio system with six speakers, subwoofer and 360-watt external amplifier. And when it comes to space, the Sonata has plenty to fill at a spacious 2,939L, plus 464L of trunk space.



Not exactly as shown

THE POWER TO BE THE BEST.

When you create a sedan as inspired as the Sonata, you expect that inspiration to permeate throughout. When it comes to performance, it does. The 2012 Sonata sports a powerful 2.4L Gasoline Direct Injection (GDI) 4-cylinder engine, mated to a 6-speed transmission that provides a superior balance of performance and fuel economy. The Sonata produces 198 horsepower while maintaining a remarkably low 7.3L/100km (automatic transmission) combined fuel economy.



SAFETY SYSTEMS, ALL AROUND.

The 2012 Sonata puts safety at the top of the priority list with a host of standard features designed to help you avoid accidents. Features such as an organ-style accelerator pedal to keep objects from getting lodged beneath it; front-seat active head restraints; and standard 6 airbags¹, Electronic Safety Control (ESC), Traction Control System (TCS), Bluetooth[®] hands free² and steering wheel-mounted Bluetooth[®] controls.



What's more, the 2012 Sonata features a host of passive and active safety systems – resulting in it being designated the 2010 Top Safety Pick by the Insurance Institute for Highway Safety (IIHS).



Not exactly as shown

2012

SONATA 2.0T

BEAUTY AND THE BEAST.

The 2012 Sonata 2.0T, taken to the ultimate level of refinement and power, will undoubtedly be the sedan to which all others in its class will be measured. The 4-cylinder 2.0L GDI engine Sonata produces an impressive 274 HP, while maintaining a remarkably low 7.7L/100KM[^] combined fuel economy. How's that possible? With the introduction of a turbo-charger, making the Sonata 2.0T an unstoppable combination of power and efficiency. It's the beast that's as beautiful as it is powerful.

The Sonata 2.0T delivers exceptional comfort, functionality and practicality. It boasts a decidedly upscale ambience, with amenities that work to enhance the driving experience, like paddle shifters, dual exhaust, 18-inch alloy wheels and a sport tuned suspension in addition to the impressive list of standard features the Sonata already offers. Drivers and passengers will appreciate the comfort of the standard two-stage heated front seats and the first-in-class heated rear seats. Because sometimes the journey is better than the destination.



2012 SONATA



Nav System Shows the Way. Get where you're going quickly and efficiently with Sonata's navigation system (available on Limited with Nav. model). This high-resolution touch-screen display also features a backup camera, helping you spot objects, people or other cars while in reverse.



Warm Comfort in Cold Climates. Sonata not only gets you there in style, but it also gets you there in comfort, with heated driver and front-passenger seats (standard on GL with automatic transmission, GLS, Limited, and 2.0T models) and convenient heated rear seats (standard on GLS, Limited and 2.0T models).



See and Be Seen. Sonata's large, power adjustable sideview mirrors offer drivers a wide view of rear and side-rear traffic for added safety, while side repeater lights alert other drivers to your intentions when turning or changing lanes (available on Limited and 2.0T models).




Safety, in 1/25 of a Second. The 2012 Sonata boasts a total of six airbags¹ – standard – to help protect drivers and passengers in a collision, including dual front airbags, front seat-mounted side-impact airbags, plus front and rear side-curtain airbags.



Comfortable Ride with Agile Handling. Sonata strikes a winning balance between responsive handling and luxurious ride with an advanced, four-wheel independent suspension system. Featuring a MacPherson strut suspension at front and multi-link at rear, it's an impressive combination of comfort and control.



Light Up the Way. Integral to Sonata's striking front fascia are its jeweled projector lens headlights. Designed to fit cohesively into the fluidic sculpture lines, they offer strong illumination and high visibility for added safety.



Power and Efficiency, Together. Sonata comes standard with the Theta II GDI 2.4L 4-cylinder engine. GDI – Gasoline Direct-Injection – allows for greater control of the fuel mixture, resulting in improved efficiency and power. The 2.0T sports a 2.0L GDI Turbo engine producing 274 horsepower while maintaining 7.7L/100KM[^] combined fuel economy proving powerful can still be responsible.



Safety, in Handling and Braking. Sonata's Electronic Stability Control (ESC) with Traction Control System (TCS)² is designed to help keep your vehicle going right where you want it to in slippery or icy conditions. And an Anti-lock Braking System (ABS) with Electronic Brake-force Distribution (EBD) with Brake Assist (BA) helps ensure you get where you're going, safely.

ELEVATE YOUR RIDE.

From stylish exterior to high-tech interior, it's the details of the 2012 Sonata that draw the attention. To say nothing of the available seven beautiful exterior finishes, the latest in technological devices inside will let you experience the convenience and pleasure just like you do in everyday life. Let yourself welcome the opportunity to make the 2012 Sonata uniquely yours.

**5 YEAR
WARRANTY**

**100,000 KM
COMPREHENSIVE LIMITED WARRANTY¹¹**

5-year/100,000 km Comprehensive Limited Warranty
5-year/100,000 km Powertrain Warranty
5-year/100,000 km Emission Warranty



EXTERIOR



Midnight Black

A E




Sparkling Ruby

B D E



Granite Blue

A E



Shimmering White

A E



Harbour Grey Metallic

A E



Indigo Night

A C



Radiant Silver


A E

INTERIOR



Grey Cloth

A



Camel Cloth

B



Grey Leather

C



Camel Leather

D



Black Leather

E

Choice of interior colour depends upon exterior colour selection. Due to print production processes, the colours shown throughout this brochure may vary slightly from the actual hue. See your dealer for model applications and to view the Hyundai Colour Selector. Visit hyundaicanada.com or see dealer for details.

ACCESSORIES



ACCESSORY FRAME. An accessory frame makes it quick and easy to attach hitch-mounted cargo equipment, such as bike and ski racks. Frame not intended for towing. Includes end cap.



CARGO TRAY. Add years to the interior of your Hyundai by protecting it from spills and messy loads with a durable, custom-fit cargo tray.



RUBBER FLOOR MATS. Protect the interior of your Hyundai from everyday dirt and debris with custom-made floor mats. Remove carpet mats prior to installation.



IPOD® CABLE. This unique cable allows a convenient direct hook-up with your iPod® to your vehicle's stereo system in addition to charging the unit while you are using it.



MUD GUARD KIT. Custom-fit mud guards keep the dirt and debris of everyday driving where it belongs.



PLASTIC HOOD PROTECTOR. Prevent dents and scratches caused by road and vehicle debris with an attractive plastic hood protector.



REAR SPOILER. Add a touch of style and sportiness to your vehicle with an aerodynamic rear spoiler.



ROOF RACKS. This durable, quick-locking roof rack system lets you transport cargo easily, without sacrificing interior room. Remove when not in use.



SIDE VISORS. Sleek and sporty, these side visors let you enjoy fresh air even when it's raining.



HITCH MOUNT BIKE CARRIER (2 BIKES). Don't let extra cargo put limits on your adventurous nature. This lightweight bike carrier features adjustable cradles that slide to fit all bike sizes. It transports bikes by the wheels and not the frame, allowing you to carry two (2) different frame styles and sizes at one time. Genesis image shown.

SONATA 2.4 GL STANDARD EQUIPMENT INCLUDES:

16" Steel Wheels with Covers
2.4L, 198 hp, 16-valve, DOHC, GDI 4-cylinder Theta II Engine with Dual Continuously Variable Valve Timing (CVVT)
4-wheel Disc Brakes
6-speed Manual Transmission
Air Conditioning with Manual Temperature Control with Outside Temperature Display
AM/FM/XM [®] /CD/MP3 Audio System with Six Speakers
Anti-lock Braking System (ABS) with Electronic Brake-force Distribution (EBD), Electronic Stability Control (ESC), Traction Control System (TCS) ² and Brake Assist
Bluetooth [®] Hands Free [®] Phone System
Centre Console with Two-level Storage Compartment with Armrest
Driver's and Front Passenger's Illuminated Vanity Mirrors
Dual Front Airbags ¹ , Front Seat-mounted Side-impact and Roof-mounted Side-curtain Airbags
Front-seat Active Head Restraints
Heated-power Adjustable Exterior Mirrors
iPod [®] USB Port, Aux. Plug
Power Windows with Driver's Auto-up/down and Pinch Protection
Remote Keyless Entry with Alarm
Steering Wheel-mounted Audio and Cruise Control
Optional: 6-speed Automatic Transmission with SHIFTRONIC [®] and Heated Front Seats (two-stage)

SONATA 2.4 GLS INCLUDES GL STANDARD EQUIPMENT PLUS:

16" Alloy Wheels
6-speed Automatic Transmission with SHIFTRONIC [®]
8-way Power-adjustable Driver's Seat with Lumbar Support
Front Fog Lights
Heated Front Seats (two-stage)
Heated Rear Seats
Leather-wrapped Steering Wheel and Gear Shift Knob
Power Tilt-and-slide Glass Sunroof
Windshield Wiper De-icer

SONATA 2.4 LIMITED INCLUDES GLS STANDARD EQUIPMENT PLUS:

17" Alloy Wheels
Automatic Light Control
Chrome Door Handles (Interior and Exterior)
Deluxe Door Scuff Plates
Dimension AM/FM/XM [®] /CD/MP3 Audio System with 6 Speakers, Subwoofer and External Amplifier
Dual-zone Automatic Climate Control
Electro-chromic Auto-dimming Rearview Mirror with Compass and Homelink [®]
Leather Seating Surfaces
Panoramic Sunroof
Piano-black Interior Accents (woodgrain with Camel interior)
Rear Console Air Ventilation
Side-mirror Turn Signal Indicators
Proximity Key with Push-button Start

SONATA LIMITED WITH NAV INCLUDES LIMITED STANDARD EQUIPMENT PLUS:

High-resolution 7-inch Touch-screen Navigation with Back-up Camera ⁹

MECHANICAL

2.4L (2,359cc) Normally-aspirated In-line 4-Cylinder with Twin Balance Shafts	S	S	S	S
DOHC with Dual Continuous Variable Valve Timing (CVVT)	S	S	S	S
Valve Train	16-Valve	S	S	S
Block/Head Composition	Aluminum /Aluminum	S	S	S
Horsepower @ RPM (regular fuel)	198@6,300	S	S	S
Torque (ft-lbs) @ RPM (regular fuel)	184@4,250	S	S	S
Bore & Stroke (mm)	88.0 x 97.0	S	S	S
Compression Ratio	11.3	S	S	S
Fuel Delivery	Gasoline Direct Injection (GDI)	S	S	S
Induction System	Variable Intake System (VIS)	S	S	S
Motor Mounts	Hydraulic and Conventional Rubber	S	S	S
Exhaust	Single	S	S	S
Emissions System	ULEV: Close-coupled Catalytic Converter	S	S	S
Ignition System	Electronic / Distributorless	S	S	S
Alternator	13.5V 110A	S	S	S
Battery	54 AH	S	S	S

TRANSMISSION AND DRIVE SYSTEM

Drive Configuration	FWD	S	S	S	S
Transmission Type	6-speed Manual (M6GF2)	S	-	-	-
	6-speed Automatic w/OD Lock-up Torque Converter, Shift Lock and SHIFTRONIC [®] Manual Shift Mode	0	S	S	S
Front	Type : Ventilated Disc	S	S	S	S
	Size (diameter) : 11.8" (300mm)	S	S	S	S
Rear	Type: Solid Disc	S	S	S	S
	Size (diameter) : 11.2" (284mm)	S	S	S	S
Steering	Motor Driven Power Steering (MDPS)	S	S	S	S
	Type: Rack-and-pinion	S	S	S	S
	Power Assisted – Engine RPM Sensing	S	S	S	S
	Overall Ratio: 14.5	S	S	S	S
	Turning Diameter (curb-to-curb, in m): 10.9	S	S	S	S
	Turns (lock to lock): 2.94	S	S	S	S
Front Suspension	Type: MacPherson Strut	S	S	S	S
	Stabilizer Bar (24mm)	S	S	S	S
	Dual Flow Dampers (DFD) Shock Absorber	S	S	S	S
Rear Suspension	Type: Multi Link	S	S	S	S
	Stabilizer Bar (15mm)	S	S	S	S
	Dual Flow Dampers (DFD) Shock Absorber	S	S	S	S
Body/Chassis	Type: Unibody	S	S	S	S
Materials	Primary Composition: High Tensile Steel	S	S	S	S
Wheels	16 x 6.5J Steel with Wheel Cover	S	-	-	-
	16 x 6.5J Aluminum Alloy	-	S	-	-
	17 x 6.5J Aluminum Alloy	-	-	S	S
Tires	P205/65R16	S	S	-	-
	P215/55R17	-	-	S	S

EXTERIOR

Lights	Automatic Light Control	-	-	S	S
	Front Fog Lights	-	S	S	S
	Side Mirror Turn Signal Indicators	-	-	S	S
Outside Mirrors	Dual Power Adjustable – Manual Folding	S	S	S	S
	Body Colour – Heated with Timer	S	S	S	S

GL
GLS
LIMITED
LIMITED WITH NAV

		GL	GLS	LIMITED	LIMITED WITH NAV
EXTERIOR (Continued)					
Mouldings and Trim	Bumper: Body Colour	S	S	S	S
	Front Grille: Dark Chrome with Chrome Hood Garnish	S	S	S	S
	Window Belt Moulding: Chrome	S	S	S	S
	Door Handles: Body Colour	S	S	-	-
	Chrome	-	-	S	S
Glass	Solar Control Glass	S	S	S	S
	Sunshade Band	S	S	S	S
	Front Window Wiper De-icer	-	S	S	S
Wipers	Front Windshield, 2 Speed with Variable Intermittent	S	S	S	S
Sunroof	Power Glass	-	S	-	-
	Panoramic	-	-	S	S
INTERIOR					
Seating Surfaces	Premium Cloth	S	S	-	-
	Leather	-	-	S	S
Front Seats	Multi Adjustable Bucket	S	S	S	S
	Driver's Seat Lumbar Support	-	S	S	S
	8-way Power Driver's Seat	-	S	S	S
	Heated Front Seats (2 stage)	0	S	S	S
Rear Seats	Split Folding (60/40) with Head Restraints (3)	S	S	S	S
	Centre Armrest with Dual Cupholder	S	S	S	S
	Heated Rear Seat (Bottom Cushions)	-	S	S	S
Audio	AM/FM/XM®/CD/MP3 Audio System with 6 Speakers (104 watts)	S	S	-	-
	Dimension AM/FM/XM®/CD/MP3 Audio System with 6 Speakers (subwoofer and external amplifier) (360 watts)	-	-	S	S
	iPod®/USB/Auxiliary Input Jacks (front centre stack bin)	S	S	S	S
Antenna	Shark Fin Design with XM® Reception	S	S	S	S
Navigation System	High-resolution 7" Touch-screen Display with Backup Camera	-	-	-	S
Interior Accents	Metalgrain	S	S	-	-
	Piano Black (woodgrain with Camel interior)	-	-	S	S
Door Trim	Simulated Leather Inserts	-	-	S	S
Sunvisors with Illuminated Driver & Passenger Vanity Mirror		S	S	S	S
Shift Knob	Leather-wrapped	-	S	S	S
Air Conditioning		S	S	S	S
Heater with Rear Seat Heater Ducts		S	S	S	S
Centre Console Mounted Rear Vents		-	-	S	S
Temperature Control	Manual	S	S	-	-
	Dual Zone Fully Automatic with Clean Air Ionizer	-	-	S	S
Outside Temperature Display		S	S	S	S
Steering Wheel	Urethane	S	-	-	-
	Leather-wrapped	-	S	S	S
	Tilting	S	S	S	S
	Telescoping	S	S	S	S
	Audio Controls - Volume Up/Down, Mode, Seek	S	S	S	S
	Bluetooth® Hands Free® Phone System Controls	S	S	S	S
Trip Computer (avg. fuel economy, avg. speed, range, trip timer, distance)		S	S	S	S
Cruise Control	Steering Wheel Mounted	S	S	S	S
Power Windows	Driver's Auto Up/Down Pinch Protection	S	S	S	S
Bluetooth® Hands Free® Phone System		S	S	S	S
Push Button Start/Stop		-	-	S	S
Power Door Locks	Auto-lock Function Enabled by Dealer	S	S	S	S

		GL	GLS	LIMITED	LIMITED WITH NAV
INTERIOR (Continued)					
Remote Keyless Entry with Alarm & Panic		S	S	S	S
HomeLink® Integrated Transceiver (located on inside rearview mirror)		-	-	S	S
Front Centre Console	Fixed Armrest Storage Box (dual tier), Dual Cupholders	S	S	S	S
12-Volt Outlet (2)	Centre Stack Mounted	S	S	S	S
Assist Grips (3)		S	S	S	S
Inside Rear View Mirror	Manual Day/Night	S	S	-	-
	Electrochromic Auto-dimming with Compass	-	-	S	S
Lamps	Front Map Lights	S	S	S	S
	Central Dome Lamp with Delay (without sunroof)	S	-	-	-
	Rear Reading Lights (with sunroof, deletes central dome lamp)	-	S	S	S
	Cargo Area Light	S	S	S	S
	Illuminated Ignition Key Cylinder Surround	S	S	S	S
SAFETY					
Airbags¹	Advanced Driver and Front Passenger (2)	S	S	S	S
	Occupancy Classification Sensor (OCS)	S	S	S	S
	Driver and Front Passenger Side Airbag (2)	S	S	S	S
	Side Air Curtains (Front and Rear) (2)	S	S	S	S
Front Seats	3-point Seatbelt, Adjustable Shoulder Belt Height	S	S	S	S
	Active Head Restraints	S	S	S	S
Rear Seats	3-point Seatbelt (3 positions)	S	S	S	S
	Low-profile Head Restraints	S	S	S	S
LATCH Lower Anchor (2 rear) and Tether (3 rear) for Children		S	S	S	S
Child-proof Rear Door Locks		S	S	S	S
Electronic Stability Control (ESC) with Traction Control System (TCS)²		S	S	S	S
Anti-lock Braking System (ABS) with Electronic Brake-force Distribution (EBD)		S	S	S	S
Brake Assist		S	S	S	S
DIMENSIONS (MM)					
Wheelbase	2,795				
Overall Length	4,820				
Overall Width (excluding mirrors)	1,835				
Overall Height	1,470				
Track (front/rear)	16" Wheels - [1,597/1,597] 17" Wheels - [1,591/1,591]				
Ground Clearance	140				
Coefficient of Drag	0.28				
Head Room	Front/Rear - [1,015/960] (regular sunroof) - [967/955], (panoramic sunroof) - [970/945]				
Leg Room	Front/Rear - [1,155/880]				
Hip Room	Front/Rear - [1,403/1,395]				
Shoulder Room	Front/Rear - [1,470/1,440]				
Curb Weight (kg)	6-speed Manual - [1,434] 6-speed Automatic - [1,451 - 1,504]				
Fuel Tank (L)	70				
Volume	Passenger Compartment (L) - 2,939 Cargo - Trunk (L) - 464 Total (L) - 3,403				
FUEL ECONOMY (LITRE / 100 KM)		CITY / HWY / COMBINED			
6 Speed Manual		8.7 / 5.7 / 7.4			
6 Speed Automatic		8.7 / 5.6 / 7.3			

S = Standard O = Optional -- = Not Available

SONATA 2.0T STANDARD EQUIPMENT INCLUDES:

18" Alloy Wheels
 2.0L, 274HP, Turbocharged, Gasoline Direct-injection (GDI), 4-cylinder Theta II Engine with 16-valve, DOHC Dual Continuously Variable Valve Timing (CVVT)
 4-wheel Disc Brakes
 6-speed Electronic Automatic Transmission w/OD Lock-up Torque Converter, SHIFTRONIC® Manual Mode and Paddle Shifters
 8-way Power-adjustable Driver's Seat with Lumbar Support
 Air Conditioning with Manual Temperature Control
 AM/FM/XM®/CD/MP3 with 6 Speakers (2 front-door-mounted speakers, 2 tweeters and 2 rear speakers)
 Anti-lock Braking System (ABS) with Electronic Brake-force Distribution (EBD), Electronic Stability Control (ESC)², Traction Control System (TCS)² and Brake Assist (BA)
 Bluetooth® Handsfree³ Phone System
 Centre Console with Two-level Storage Compartment with Armrest
 Chrome Door Handles
 Cloth Seats with Leatherette Bolster
 Driver's and Front Passenger's Illuminated Vanity Mirrors
 Dual Exhaust with Chrome Tips
 Dual Front Airbags¹, Front Seat-mounted Side-impact and Roof-mounted Side-curtain Airbags
 Front Fog Lights
 Front-seat Active Head Restraints
 Heated Front Seats (two-stage)
 Heated-power Adjustable Exterior Mirrors
 Heated Rear Seats (Bottom Cushions)
 iPod® USB Port, Aux. Plug
 Leather-wrapped Steering Wheel and Gear Shift Knob
 Overhead Map Lights
 Power Tilt-and-slide Glass Sunroof
 Power Windows with Driver's Auto-up/down and Pinch Protection
 Proximity Key with Push-button Start
 Side-mirror Turn Signal Indicators
 Sport-tuned Suspension
 Steering Wheel-mounted Audio and Cruise Control

SONATA 2.0T LIMITED INCLUDES 2.0T STANDARD EQUIPMENT PLUS:

Auto-dimming Rearview Mirror with HomeLink® and Compass
 Automatic Light Control
 Deluxe Door Scuff Plates
 Dimension AM/FM/XM®/CD/MP3 Audio System with 7 Speakers (2 front-door-mounted speakers, 2 tweeters and 2 rear speakers, subwoofer and external amplifier)
 Dual-zone Automatic Climate Control
 Leather Seating Surfaces
 Panoramic Sunroof
 Piano Black Interior Accents
 Rear Console Air Ventilation

SONATA 2.0T LIMITED WITH NAV INCLUDES 2.0T LIMITED EQUIPMENT PLUS:

High-resolution 7-inch Touch-screen Navigation with Back-up Camera⁹

MECHANICAL

2.0L Turbo (1,998 cc) Inline 4-Cylinder with Twin Balance Shafts
 DOHC with Dual Continuously Variable Valve Timing (CVVT)
 Valve Train 16-Valve
 Block/Head Composition Aluminum/Aluminum
 Horsepower @ RPM (regular fuel) 274@6,000
 Torque (ft-lbs) @ RPM (regular fuel) 269@1,750 – 4,500
 Bore & Stroke (mm) 86.0 x 86.0
 Compression Ratio 9.5
 Fuel Delivery Gasoline Direct Injection (GDI)
 Induction System Tuned Intake System (TIS)
 Motor Mounts Hydraulic and Conventional Rubber
 Exhaust Dual (chrome tipped)
 Emissions System ULEV: Close-coupled Catalytic Converter
 Ignition System Electronic/Distributorless
 Alternator 13.5V 110A
 Battery 54 AH

TRANSMISSION AND DRIVE SYSTEM

Drive Configuration FWD
 Transmission Type 6-speed Electronic Automatic w/OD Lock-up Torque Converter, Shift Lock and SHIFTRONIC® Manual Shiftmode
 Steering Wheel-mounted Paddle Shifters
 Front Type : Ventilated Disc
 Size (diameter) : 11.8" (300mm)
 Rear Type: Solid Disc
 Size (diameter) : 11.2" (284mm)
 Steering Motor Driven Power Steering (MDPS)
 Type: Rack-and-pinion
 Power Assisted - Engine RPM Sensing
 Overall Ratio: 14.5
 Turning Diameter (curb-to-curb, in m): 10.9
 Turns (lock to lock): 2.94
 Front Suspension Type: MacPherson Strut
 Stabilizer Bar (24mm)
 Dual Flow Dampers (DFD) Shock Absorber
 Rear Suspension Type: Multi Link
 Stabilizer Bar (17mm)
 Dual Flow Dampers (DFD) Shock Absorber
 Body/Chassis Type: Unibody
 Materials Primary Composition: High Tensile Steel
 Wheels 18 x 7.5J Hyper Silver Aluminum Alloy
 Tires P225/45R18

EXTERIOR

Lights Automatic Light Control
 Front Fog Lights
 Side Mirror Turn Signal Indicators
 Outside Mirrors Dual Power Adjustable – Manual Folding
 Body Colour – Heated with Timer

		2.0T	LIMITED	LIMITED WITH NAV
EXTERIOR (Continued)				
Mouldings and Trim	Bumper: Body Colour	S	S	S
	Front Grille: Dark Chrome with Chrome Hood Garnish	S	S	S
	Window Belt Moulding: Chrome	S	S	S
	Door Handles: Chrome	S	S	S
Glass	Solar Control Glass	S	S	S
	Sunshade Band	S	S	S
	Front Window Wiper De-icer	S	S	S
Wipers	Front Windshield, 2 Speed with Variable Intermittent	S	S	S
Sunroof	Power Glass	S	-	-
	Panoramic	-	S	S
INTERIOR				
Seating Surfaces	Sport Seats (cloth with leatherette bolster)	S	-	-
	Leather	-	S	S
Front Seats	Multi Adjustable Bucket	S	S	S
	Driver's Seat Lumbar Support	S	S	S
	8-Way Power Driver's Seat	S	S	S
	Heated Front Seats (2 stage)	S	S	S
Rear Seats	Split Folding (60/40) with Head Restraints (3)	S	S	S
	Centre Armrest with Dual Cupholder	S	S	S
	Heated Rear Seat (Bottom Cushions)	S	S	S
Audio	AM/FM/XM®/CD/MP3 Audio System with 6 speakers (104 watts)	S	-	-
	Dimension AM/FM/XM®/CD/MP3 Audio System with 7 Speakers (subwoofer and external amplifier) (360 watts)	-	S	S
	iPod®/ USB / Auxiliary Input Jacks (front centre stack bin)	-	S	S
Antenna	Shark Fin Design with XM® Reception	S	S	S
	Diversity (with navigation + premium audio)	-	-	S
Navigation System	High-resolution 7" Touch-screen Display with Backup Camera	-	-	S
Roof Trim	Cloth	S	S	S
Interior Accents	Metalgrain	S	-	-
	Piano Black	-	S	S
Door Trim	Simulated Leather Inserts	S	S	S
Sunvisors with Illuminated Driver & Passenger Vanity Mirror		S	S	S
Shift Knob	Leather-wrapped	S	S	S
Air Conditioning		S	S	S
Heater with Rear Seat Heater Ducts		S	S	S
Centre Console Mounted Rear Vents		-	S	S
Temperature Control	Manual	S	-	-
	Dual Zone Fully Automatic with Clean Air Ionizer	-	S	S
Outside Temperature Display		S	S	S
Steering Wheel	Leather-wrapped	S	S	S
	Tilting	S	S	S
	Telescoping	S	S	S
	Audio Controls - Volume Up/Down, Mode, Seek	S	S	S
	Bluetooth® Hands Free® Phone System Controls	S	S	S
Trip Computer (avg. fuel economy, avg. speed, range, trip timer, distance)		S	S	S
Cruise Control	Steering Wheel Mounted	S	S	S
Power Windows	Driver's Auto Up/Down with Pinch Protection	S	S	S
Bluetooth® Hands Free® Phone System		S	S	S
Push Button Start/Stop		S	S	S
Power Door Locks	Auto-lock Function Enabled by Dealer	S	S	S

		2.0T	LIMITED	LIMITED WITH NAV
INTERIOR (Continued)				
Remote Keyless Entry with Alarm & Panic		S	S	S
HomeLink® Integrated Transceiver (located on inside rearview mirror)		-	S	S
Front Centre Console	Fixed Armrest Storage Box (dual tier), Dual Cupholders	S	S	S
12-Volt Outlet (2)	Centre Stack Mounted	S	S	S
Assist Grips (3)		S	S	S
Inside Rear View Mirror	Manual Day/Night	S	S	S
	Electrochromic Auto-dimming with Compass	-	S	S
Lamps	Front Map Lights	S	S	S
	Rear Reading Lights	S	S	S
	Cargo Area Light	S	S	S
	Illuminated Ignition Key Cylinder Surround	S	S	S
	I/P Switch Illumination (hazard)	S	S	S
SAFETY				
Airbags ¹	Advanced Driver and Front Passenger (2)	S	S	S
	Occupancy Classification Sensor (OCS)	S	S	S
	Driver and Front Passenger Side Airbag (2)	S	S	S
	Side Air Curtains (Front and Rear) (2)	S	S	S
Front Seats	3-point Seatbelt, Adjustable Shoulder Belt Height	S	S	S
	Active Head Restraints	S	S	S
Rear Seats	3-point Seatbelt (3 positions)	S	S	S
	Low-profile Head Restraints	S	S	S
	LATCH Lower Anchor (2 rear) and Tether (3 rear) for Children	S	S	S
	Child-proof Rear Door Locks	S	S	S
	Electronic Stability Control (ESC) with Traction Control System (TCS) ²	S	S	S
	Anti-lock Braking System (ABS) with Electronic Brake-force Distribution (EBD)	S	S	S
	Brake Assist	S	S	S
DIMENSIONS (MM)				
Wheelbase		2,795		
Overall Length		4,820		
Overall Width (excluding mirrors)		1,835		
Overall Height		1,470		
Track (front/rear)		18" Alloys - [1,588/1,588]		
Ground Clearance		140		
Coefficient of Drag		0.28		
Head Room		Front/Rear - (regular sunroof) - [967/955], (panoramic sunroof) - [970/945]		
Leg Room		Front /Rear - [1,155/880]		
Hip Room		Front /Rear - [1,403/1,395]		
Shoulder Room		Front /Rear - [1,470/1,440]		
Curb Weight (kg)		[1,514 - 1,566]		
Fuel Tank (L)		70		
Volume		Passenger Compartment (L) - 2,939 Cargo - Trunk (L) - 464 Total (L) - 3,403		
FUEL ECONOMY (LITRE / 100 KM)		CITY / HWY / COMBINED		
6 Speed Automatic		9.2 / 5.8 / 7.7		

S = Standard O = Optional -- = Not Available



END TO END LUXURY AND STYLE.

The 2012 Sonata brings an unprecedented level of standard amenities and luxury features, and a standard of fit and finish that's a testament to Hyundai's unrelenting commitment to building vehicles of the highest quality.

hyundaicanada.com

TMThe Hyundai name, logo, product names, feature names, images and slogans are trade marks owned by Hyundai Auto Canada Corp. Specifications, features, illustrations, accessories, materials and equipment and all other information shown in this brochure are based on the latest information available at the time of publication. Although descriptions are believed to be correct, accuracy cannot be guaranteed. Hyundai Auto Canada Corp. reserves the right to make any changes or modifications at any time, without notice or obligation, including, without limitation, in colour, specifications, features, accessories, materials, equipment and models. Some vehicles are shown with optional equipment. All Hyundai warranties have no deductible. ^{*}Hyundai's Comprehensive Limited Warranty coverage covers most vehicle components against defects in workmanship under normal use and maintenance conditions. [†]Includes fuel delivery service, flat tire changing, lock-out service, towing service and more. Just one toll-free call away. 24 hours a day. [‡]The Supplemental Restraint (Airbag) System (SRS) is designed to work with the 3-point seatbelt system. The SRS deploys in certain frontal and/or side-impact conditions where significant injury is likely. The SRS is not a substitute for seatbelts, which must still be worn at all times. Children under the age of 13 should be securely restrained in the rear seat. NEVER place a child-seat in the front seat of a Hyundai vehicle. [§]Electronic Stability Control (ESC) and Traction Control System (TCS) are meant to enhance conscientious driving habits and are not a substitute for safe driving practices. ^{**}CAN/ULC S338-98 compliant immobilizer may reduce insurance costs in some instances. [¶]When equipped with optional navigation package, Bluetooth[®] hands free and the navigation system only recognize English voice commands. The colours shown throughout this brochure may vary slightly from the actual hue. See your dealer for model applications and to view the Hyundai Colour Selector. HomeLink is a registered trademark of Johnson Controls, Inc., The XM[®] name is a registered trademark of XM Satellite Radio Inc., iPod is a registered trademark of Apple, Inc., and any use of such marks by Hyundai is under license. Other trademarks and trade names are those of their respective owners. Fuel economy figures are based on manufacturer's testing and are used for comparison purposes only. [^]Fuel economy for the 2012 Sonata GL Automatic (8.7L/100km City, 5.6L/100km Hwy, 7.3L/100km Combined) is based on manufacturer's testing. Actual fuel efficiency may vary based on driving conditions and the addition of certain vehicle accessories. Government 5-Star Safety Ratings are part of the U.S. National Highway Traffic Safety Administration's (NHTSA's) New Car Assessment Program (www.SaferCar.gov).