



HONDA

2013
PILOT



GET AWAY FROM IT ALL IN THE VEHICLE THAT HAS IT ALL.

THIS IS THE HONDA PILOT.

It's more spacious than most. It's more impressive than ever. It's got adventure for eight written all over it. A sophisticated exterior design is complemented by luxurious interior features and engine performance that provides incredible fuel economy. You can bank on the Variable Cylinder Management® (VCM®) system to take you on the longest of hauls, while the standard integrated trailer hitch means you're ready to tow. Its MacPherson strut front and multi-link rear suspension makes it handle with car-like precision and rock-like stability, while smart, storage-wise versatility allows you to pack more into your Pilot than you can into a single weekend. This is the 2013 Honda Pilot. This is going to be fun.



EXTERIOR STYLING

ESCAPE CIVILIZATION WITH SOPHISTICATION.

THIS IS PILOT STYLE.

As bold as it is beautiful and as rugged as it is refined, the Pilot doesn't just stand out – it breaks free. Its sophisticated exterior features beveled aerodynamic lines and available body-coloured heated folding power side mirrors with integrated turn signals. And with 18" aluminum alloy wheels, you're ready to roll from off the road right back on. Take one look and it's easy to see the Pilot was designed to offer you the best of many worlds in one stylish SUV.



INTERIOR STYLING

PILOT YOUR LIFE FROM THE INSIDE OUT.

THIS IS PILOT LUXURY.

More than just a refined, spacious place where elbow space and legroom abound, the Pilot's interior was designed to take comfort to new heights. The available Honda DVD Rear Entertainment System with 9-inch display, Bluetooth® Streaming Audio* and 10-speaker 5.1 Surround Sound Theatre Mode gives the interior an air of awesome. And on a more practical note, the shift knob is mounted on the dash to allow room for the extra-large multi-functional centre console storage area.

If it's adventure you're after, you'll find it faster using the Pilot's available Honda Satellite-Linked Navigation System™ with trilingual Voice Recognition. Responding to over 800 verbal commands, it can guide you with voice prompts and a moving-map display to your destination. To make every ride more personal, you'll appreciate the standard 8" i-MID (intelligent Multi-Information Display). You can upload personal photos as wallpaper background, browse songs in your handheld device's music library, and access Bluetooth® HandsFreeLink™** to stay in the loop no matter how far you go. And when it comes to turning around and heading for home, there's a standard built-in rearview camera** that provides you with a clear picture of what's behind before you back up.

*Only compatible with certain devices.

**Does not replace the driver's responsibility to exercise due care while driving.



PERFORMANCE

WITH GREAT POWER COMES GREAT EFFICIENCY.

THIS IS PILOT PERFORMANCE, THE HIGHEST FUEL ECONOMY AVAILABLE IN AN 8-PASSENGER INTERMEDIATE SUV.

But there's more to the Pilot than incredible fuel-efficiency. It also knows when you need 250 horses and when you don't. Depending on whether you're accelerating, cruising or idling, the Variable Cylinder Management® system intuitively activates or deactivates the operating cylinders to help further increase the fuel efficiency of the Pilot's 3.5-litre, i-VTEC® V6 engine. The VCM® system can operate on three, four or all six cylinders, giving you 250 hp and 253 lb.-ft. of torque available for towing or passing and increasing fuel efficiency for less strenuous activities like cruising or idling. Plus, the Pilot's 5-speed automatic transmission has been engineered with features to enhance fuel efficiency even more. Extra-wide gear ratios provide good low-end response and comfortable highway cruising. And Honda's Grade Logic Control technology was designed to hold the vehicle in a lower gear for improved hill climbing or descending performance.



Accessorized model shown

DRIVETRAIN/TOWING

WEEKENDS NEED HEROES.

THIS IS PILOT CAPABILITY.

What makes the Pilot's available Variable Torque Management™ 4-wheel drive system (VTM-4®) unique? It's simple. Unlike some systems that only engage when the wheels actually slip, the VTM-4 system anticipates the need for all-wheel drive and automatically engages the rear wheels whenever the vehicle is accelerating. Another feature, Hill Start Assist, helps prevent the Pilot from rolling when you switch from brake to accelerator while the vehicle is stopped on an incline greater than ten degrees. These features help you enjoy the confidence that comes from outstanding traction, stability and control in all kinds of conditions. And that, combined with its unit-body platform and integrated trailer hitch, is where the Pilot with VTM-4 gets its 4500 lb. (2045 kg) towing capacity.*

THE ANATOMY OF THE AVAILABLE VTM-4 SYSTEM

FRONT DIFFERENTIAL.

When extra traction isn't needed, all the power is directed to the front differential, enhancing fuel efficiency in daily use.

CENTRE PROPELLER SHAFT.

The propeller shaft constantly sends power to the rear differential. But the rear wheels are not engaged until directed by the VTM-4 electronic control unit (ECU).

REAR DIFFERENTIAL.

When added traction is needed, while accelerating or on slippery surfaces, the VTM-4 ECU signals the rear differential to engage, seamlessly transferring power to the rear wheels.

*See your Owner's Manual for proper towing operation.

SEATING

8 IS MORE THAN ENOUGH.

WHETHER YOU'RE INTO FORM OR FUNCTION, YOU'LL EXPERIENCE BOTH PERFECTLY IN A PILOT.

The form is evident in available heated front seats, the driver's seat with available 10-way power adjustment including power lumbar support, and in the three rows of exceedingly comfortable seats: two front bucket seats and two rows of three-person bench seats. The function appears in the theatre-style design of the second- and third-row seats, offering passengers improved sightlines, increased legroom and easier access.

› Standard tri-zone automatic climate control with air-filtration system and an available household 115-volt power outlet helps keep passengers comfortable and connected to devices such as laptops or game consoles.

› An available 10-speaker, 650-watt AM/FM/CD/MP3/WMA/Hard Disk Drive (HDD) 15GB Memory Premium audio system with subwoofer and 5.1 Surround Sound Theatre Mode.

› The available Honda DVD Rear Entertainment System with 9-inch display, integrated remote control and wireless headsets with personal DTS Surround Sound lets rear passengers pick their own audio or video.

› The humidity control system compensates before window fogging even occurs by automatically activating the heat/defrost mode, adjusting the fan settings and turning the air conditioning on or off.

› Even when the third row is in use, the rear storage well offers 79 litres of unique storage area, large enough for a medium-sized cooler, a collapsed baby stroller or a set of golf clubs.



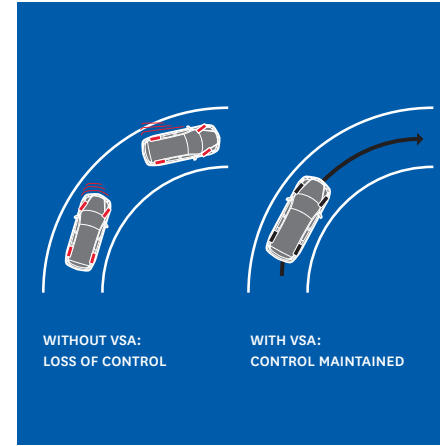
VERSATILITY

IT FITS YOUR LIFE LIKE A GLOVE.

THIS IS PILOT VERSATILITY.

What makes the Pilot perfect for almost any size family outing? For starters, it has an available power tailgate for easy loading and flip-up tailgate glass for quick cargo access. But it also has a 60/40 split-folding second and third-row bench seat, so it can go from comfort zone to cargo carrier in seconds. And there's a massive amount of storage in the centre console and 79 litres of cargo space in the rear storage well. Plus, the Pilot can flat-carry items up to four feet wide without tilting or scratching surfaces.

Honda reminds you to properly secure all items stored in the cargo area.



SAFETY

THIS IS PILOT PROTECTION.

SAFETY FOR EVERYONE.

Honda is committed to providing one of the highest levels of standard safety features to protect driver and passengers. In fact, the Pilot received a coveted 2012 IIHS Top Safety Pick. And through real-world research, Honda is also focusing on developing unequalled measures of protection to enhance the safety of occupants in other vehicles and even pedestrians.

ACE™ BODY STRUCTURE.

The highly innovative Advanced Compatibility Engineering™ (ACE) body structure disperses frontal impact energy to increase occupant protection. Additionally, the ACE frame design allows for collision compatibility between vehicles of different weights and sizes.

SOLID FRAME STRUCTURE.

Like all Honda trucks, the Pilot is built with a rigid unit-body frame for added strength, stability and vehicle handling.

SIX STANDARD AIRBAGS.

Six airbags line the vehicle's cabin, including the front side airbags with the revolutionary passenger-side Occupant Position Detection System (OPDS) that will not deploy the front passenger side airbag if the system detects a smaller-sized or out-of-position occupant.

BRAKING SYSTEM.

For controlled braking, the 4-wheel Anti-lock Braking System (ABS) helps you maintain control under hard braking conditions, while

Electronic Brake-force Distribution (EBD) helps to optimize braking power based on weight distribution inside the vehicle. Brake Assist further improves braking performance by applying full brake pressure when a panic stop is detected.

ACTIVE FRONT SEAT HEAD RESTRAINTS.

Active front seat head restraints help lessen the potential for neck injuries during rear-end collisions by reducing the space between the occupant's head and the head restraint.

LATCH.

Standard Lower Anchors and Tethers for Children (LATCH) offer three secure child-seat restraint positions in the second row and one position in the third row.

VEHICLE STABILITY ASSIST WITH TRACTION CONTROL.

Vehicle Stability Assist (VSA®) senses and corrects oversteer and understeer scenarios to enhance handling and cornering stability, while Traction Control helps to minimize wheel spin when accelerating on loose or slippery surfaces, helping to inspire driver confidence.

TIRE PRESSURE MONITORING SYSTEM.

For enhanced safety and fuel efficiency, TPMS continually monitors the air pressure in each tire. If pressure drops in any one tire, it alerts the driver.

Honda reminds you and your passengers to always buckle up. Children 12 and under are safest when properly secured in the rear seat.

ACCESSORIES

PACKAGES AND KITS

PILOT PROTECTION PACKAGE

- > All-season floor mats
- > Cargo tray

PILOT TOW PACKAGE

- > Trailer hitch towing kit
- > Trailer hitch harness
- > Trailer hitch ball – 1 7/8" or 2"

PILOT REMOTE ENGINE STARTER KIT

- > Remote engine starter base unit
- > Remote engine starter attachment


HONDA i-LINC® KIT

- > Honda i-Linc base unit
- > Honda i-Linc attachment

Accessories listed in the packages may also be added individually to your Pilot.




1



2



3



4



7



8



5




6




9



10



11



12

- 1 ALL-SEASON FLOOR MATS
- 2 CARGO NET
- 3 TOWING PACKAGE
- 4 FENDER TRIM
- 5 SECOND ROW SEAT COVER
- 6 HOOD EDGE DEFLECTOR
- 7 RUNNING BOARDS – PREMIUM CHROME
- 8 REAR BACK UP SENSORS
- 9 ROOF RACK, SKI ATTACHMENT
- 10 FOG LIGHTS
- 11 BIKE ATTACHMENT – TRAILER HITCH MOUNT
- 12 CARGO LINER

OTHER ACCESSORIES AVAILABLE

- > Bike attachment – roof mount
- > 18" alloy wheels – Super Bright Chrome
- > Ashtray – cup holder style
- > Automatic day/night rearview mirror without compass
- > Cargo cover (PTG available)
- > Cargo divider – in-well
- > Cargo net, advanced
- > Crossbars
- > Door edge guards
- > Door visors
- > Engine block heater
- > Full nose mask
- > Leather steering-wheel cover
- > Locking wheel nuts
- > Moonroof visor
- > Roof box – medium or short
- > Roof rails
- > Running boards – with light
- > Side step bars – black or chrome
- > Roof rack, snowboard attachment
- > Soft cargo organizer
- > Tent
- > Wood interior panel – dark chocolate or light brown
- > Wood steering-wheel garnish – dark chocolate or light brown

THE POWER OF DREAMS, IN ALL THEIR FORMS.

AT HONDA, WE'RE COMMITTED TO BEING A LEADER IN INNOVATIVE THINKING,

from the design of our vehicles to the way we work. We have a proud tradition of turning ideas into products and initiatives that help make the world around us a bit brighter and a little more fun. We continually strive to do things others think can't be done, because true innovation comes from daring to dream. Here are just some of the technically ingenious things Honda has brought to life through The Power of Dreams.

- 1 THE FUEL-EFFICIENT HONDAJET
- 2 ASIMO™, THE ADVANCED LIFE-ASSISTING ROBOT
- 3 LEED® GOLD CERTIFIED MARKHAM HEAD OFFICE
- 4 MOTORCYCLES WITH RIDER-FOCUSED DESIGN
- 5 THE RUGGED, VERSATILE BIG RED
- 6 CLEANER MARINE PRODUCTS



HONDA
The Power of Dreams



PILOT



ENGINE	LX 2WD	LX	EX	EX-L	TOURING
3.5-LITRE, 24-VALVE, SOHC, i-VTEC® V6	•	•	•	•	•
HORSEPOWER @ RPM*	250 @ 5700	250 @ 5700	250 @ 5700	250 @ 5700	250 @ 5700
TORQUE (LB.-FT. @ RPM)*	253 @ 4800	253 @ 4800	253 @ 4800	253 @ 4800	253 @ 4800
DISPLACEMENT (CC)	3471	3471	3471	3471	3471
EMISSIONS RATING	TIER 2 BIN 5	TIER 2 BIN 5	TIER 2 BIN 5	TIER 2 BIN 5	TIER 2 BIN 5
BORE AND STROKE (MM)	89 X 93	89 X 93	89 X 93	89 X 93	89 X 93
COMPRESSION RATIO	10.5:1	10.5:1	10.5:1	10.5:1	10.5:1
ACTIVE CONTROL ENGINE MOUNT (ACM) SYSTEM	•	•	•	•	•
DRIVE-BY-WIRE THROTTLE SYSTEM™	•	•	•	•	•
VARIABLE CYLINDER MANAGEMENT® (VCM®)	•	•	•	•	•
RECOMMENDED FUEL	REGULAR	REGULAR	REGULAR	REGULAR	REGULAR

*HORSEPOWER AND TORQUE CALCULATIONS REFLECT SAE NET, REV. 08/04, SAE J1349 PROCEDURES.

DRIVETRAIN	LX 2WD	LX	EX	EX-L	TOURING
5-SPEED AUTOMATIC TRANSMISSION WITH GRADE LOGIC CONTROL	•	•	•	•	•
FINAL DRIVE RATIO	4.312	4.312	4.312	4.312	4.312
HEAVY-DUTY AUTOMATIC-TRANSMISSION COOLER	•	•	•	•	•
INSTRUMENT PANEL-MOUNTED SHIFTER	•	•	•	•	•
TOWING CAPACITY (KG)†	1590	2045	2045	2045	2045
VARIABLE TORQUE MANAGEMENT™ 4-WHEEL DRIVE SYSTEM (VTM-4®)	•	•	•	•	•

†SEE YOUR OWNER'S MANUAL FOR PROPER TOWING OPERATION.

CHASSIS	LX 2WD	LX	EX	EX-L	TOURING
18" ALUMINUM-ALLOY WHEELS	5-SPOKE DESIGN	5-SPOKE DESIGN	5-SPOKE DESIGN	5-SPOKE DESIGN	6-SPOKE DESIGN
ALL-SEASON TIRES	P235/60 R18	P235/60 R18	P235/60 R18	P235/60 R18	P235/60 R18
INTEGRATED TRAILER HITCH	•	•	•	•	•
MACPHERSON STRUT FRONT SUSPENSION	•	•	•	•	•
MULTI-LINK REAR SUSPENSION WITH TRAILING ARMS	•	•	•	•	•
POWER-ASSISTED RACK-AND-PINION STEERING	•	•	•	•	•
POWER-ASSISTED, VENTILATED FRONT DISC/SOLID REAR DISC BRAKES	•	•	•	•	•
PRE-WIRED FOR TRAILER CONNECTION	•	•	•	•	•
SPARE TIRE	T165/80 D17	T165/80 D17	T165/80 D17	T165/80 D17	T165/80 D17
WIRED FOR TRAILER CONNECTION	•	•	•	•	•

SEATING & TRIM	LX 2WD	LX	EX	EX-L	TOURING
SLIDING AND RECLINING 60/40 SPLIT-FOLDING SECOND-ROW SEAT	•	•	•	•	•
60/40 SPLIT-FOLDING THIRD-ROW BENCH SEAT	•	•	•	•	•
DRIVER'S SEAT WITH 6-WAY MANUAL ADJUSTMENT	•	•	•	•	•
DRIVER'S SEAT WITH 10-WAY POWER ADJUSTMENT INCLUDING POWER LUMBAR SUPPORT	•	•	•	•	WITH MEMORY
HEATED FRONT SEATS	•	•	•	•	•
HEATED SECOND-ROW SEATS (OUTBOARD POSITIONS ONLY)	•	•	•	•	•
LEATHER-TRIMMED SEATING SURFACES	•	•	•	•	•
LEATHER-WRAPPED STEERING WHEEL	•	•	•	•	•
PASSENGER'S SEAT WITH 4-WAY ADJUSTMENT	•	•	•	•	•
PASSENGER'S SEAT WITH 4-WAY POWER ADJUSTMENT	•	•	•	•	•
SEATING CAPACITY	8	8	8	8	8



EXTERIOR	LX 2WD	LX	EX	EX-L	TOURING
ACOUSTIC WINDSHIELD	•	•	•	•	•
BODY-COLOURED DOOR HANDLES	•	•	•	•	•
BODY-COLOURED HEATED FOLDING POWER SIDE MIRRORS	BLACK	BLACK	•	•	•
BODY-COLOURED HEATED FOLDING POWER SIDE MIRRORS WITH MEMORY AND INTEGRATED TURN INDICATORS					•
BODY SIDE MOULDINGS	BODY-COLOURED	BODY-COLOURED	BODY-COLOURED	BODY-COLOURED	CHROME
DUAL EXHAUST WITH CHROME FINISHERS			•	•	•
FLIP-UP TAILGATE GLASS	•	•	•	•	•
FOG LIGHTS			•	•	•
FRONT AND REAR SPLASH GUARDS	•	•	•	•	•
INTERMITTENT REAR WINDOW WIPER/WASHER	•	•	•	•	•
INTEGRATED GLASS ANTENNA	•	•	•	•	•
MEMORY-LINKED SIDE MIRRORS WITH REVERSE GEAR TILT-DOWN					•
MULTI-REFLECTOR HALOGEN HEADLIGHTS	WITH AUTO-OFF	WITH AUTO-OFF	WITH AUTO-ON/OFF	WITH AUTO-ON/OFF	WITH AUTO-ON/OFF
ONE-TOUCH POWER MOONROOF WITH TILT FEATURE				•	•
POWER TAILGATE				•	•
REAR WINDOW DEFROSTER	•	•	•	•	•
ROOF RAILS			•	•	•
REAR PRIVACY-TINTED GLASS	•	•	•	•	•
VARIABLE INTERMITTENT WINDSHIELD WIPERS	•	•	•	•	•
SAFETY	LX 2WD	LX	EX	EX-L	TOURING
3-POINT SEAT BELTS AT ALL SEATING POSITIONS WITH FRONT PRETENSIONERS	•	•	•	•	•
4-WHEEL ANTI-LOCK BRAKING SYSTEM (ABS) WITH ELECTRONIC BRAKE-FORCE DISTRIBUTION (EBD) AND BRAKE ASSIST	•	•	•	•	•
ACTIVE FRONT SEAT HEAD RESTRAINTS	•	•	•	•	•
ADVANCED COMPATIBILITY ENGINEERING™ (ACE™) BODY STRUCTURE	•	•	•	•	•
CHILDPROOF REAR DOOR LOCKS	•	•	•	•	•
DUAL-STAGE, MULTIPLE-THRESHOLD FRONT AIRBAGS (SRS)	•	•	•	•	•
FRONT SIDE AIRBAGS WITH PASSENGER-SIDE OCCUPANT POSITION DETECTION SYSTEM (OPDS)	•	•	•	•	•
HILL START ASSIST	•	•	•	•	•
IMMOBILIZER THEFT-DETERRENT SYSTEM	•	•	•	•	•
LOWER ANCHORS AND TETHERS FOR CHILDREN (LATCH)	4	4	4	4	4
SECURITY SYSTEM			•	•	•
THREE-ROW SIDE CURTAIN AIRBAGS WITH ROLLOVER SENSOR	•	•	•	•	•
TIRE PRESSURE MONITORING SYSTEM (TPMS)	•	•	•	•	•
VEHICLE STABILITY ASSIST (VSA®) WITH TRACTION CONTROL	•	•	•	•	•
FUEL ECONOMY* (L/100 KM)	LX 2WD	LX	EX	EX-L	TOURING
AUTOMATIC TRANSMISSION (CITY/HWY/COMBINED)	11.8/7.8/10.0	12.3/8.2/10.5	12.3/8.2/10.5	12.3/8.2/10.5	12.3/8.2/10.5

*BASED ON 2013 ENERGYGUIDE FUEL CONSUMPTION GUIDE RATINGS PUBLISHED BY NATURAL RESOURCES CANADA. TRANSPORT CANADA APPROVED TEST METHODS USED.
 †YOUR ACTUAL FUEL CONSUMPTION WILL VARY BASED ON DRIVING HABITS AND OTHER FACTORS – USE FOR COMPARISON ONLY.



COMFORT & CONVENIENCE	LX 2WD	LX	EX	EX-L	TOURING
12-VOLT POWER OUTLETS	•	•	•	•	•
115-VOLT POWER OUTLET				AVAILABLE	•
ACTIVE NOISE CANCELLATION™ (ANC)	•	•	•	•	•
AUTO-DIMMING REARVIEW MIRROR				•	•
REAR CAMERA*	•	•	•	•	MULTI-VIEW
BODY-COLOURED FRONT AND REAR PARKING SENSORS					•
CARGO AREA TIE-DOWN ANCHORS	•	•	•	•	•
COMPASS	•	•	•	•	•
CONVERSATION MIRROR WITH SUNGLASSES HOLDER				•	•
DOOR-POCKET STORAGE BINS	•	•	•	•	•
DRIVER'S AND FRONT PASSENGER'S ILLUMINATED VANITY MIRRORS	•	•	•	•	•
EXTERIOR TEMPERATURE INDICATOR	•	•	•	•	•
FRONT AND REAR AIR CONDITIONING SYSTEM	•	•	•	•	•
TRI-ZONE AUTOMATIC CLIMATE CONTROL WITH AIR-FILTRATION SYSTEM	•	•	•	•	•
HANDSFREELINK™-BILINGUAL BLUETOOTH® WIRELESS MOBILE PHONE INTERFACE**	•	•	•	•	•
HOMELINK® REMOTE SYSTEM***			•	•	•
HONDA SATELLITE-LINKED NAVIGATION SYSTEM™ WITH TRILINGUAL VOICE RECOGNITION AND ILLUMINATED STEERING WHEEL-MOUNTED CONTROLS					•
INTEGRATED SECOND-ROW SUNSHADES					•
MAINTENANCE MINDER™ SYSTEM	•	•	•	•	•
MULTI-INFORMATION DISPLAY (MID)					•
MULTI-FUNCTIONAL CENTRE CONSOLE STORAGE	•	•	•	•	•
OVERHEAD SUNGLASSES HOLDER	•	•	•	•	•
POWER WINDOWS WITH AUTO-UP/DOWN DRIVER AND PASSENGER WINDOW	•	•	•	•	•
REAR CARGO NET					•
REAR STORAGE WELL	•	•	•	•	•
REMOTE ENTRY SYSTEM	•	•	•	•	•
SECOND-ROW FOLDING CENTRE ARMREST			•	•	•
SECOND- AND THIRD-ROW HEATER DUCTS	•	•	•	•	•
SECOND-ROW AUTOMATIC HVAC CONTROLS	•	•	•	•	•
STEERING WHEEL-MOUNTED CRUISE CONTROL	•	•	•	•	•
TILT AND TELESCOPING STEERING COLUMN	•	•	•	•	•
TRIP COMPUTER	•	•	•	•	•

*DOES NOT REPLACE THE DRIVER'S RESPONSIBILITY TO EXERCISE DUE CARE WHILE DRIVING.

**ONLY COMPATIBLE WITH CERTAIN DEVICES.

***HOMELINK CAN BE PROGRAMMED WITH CODES OF UP TO THREE REMOTE-CONTROL DEVICES (E.G., GARAGE-DOOR OPENER, HOME SECURITY SYSTEM, ETC.). ADDITIONAL CONTROL DEVICES NOT PROVIDED BY HONDA MAY BE REQUIRED.



ENTERTAINMENT	LX 2WD	LX	EX	EX-L	TOURING
229-WATT AM/FM/CD AUDIO SYSTEM WITH MP3/WINDOWS MEDIA® AUDIO PLAYBACK CAPABILITY, 2 GB CD LIBRARY AND 7 SPEAKERS INCLUDING SUBWOOFER	•	•	•	•	
650-WATT AM/FM/CD PREMIUM AUDIO SYSTEM WITH MP3/WINDOWS MEDIA® AUDIO PLAYBACK CAPABILITY AND 10 SPEAKERS INCLUDING SUBWOOFER AND 5.1 SURROUND SOUND THEATRE MODE					•
15 GB HARD DISK DRIVE (HDD) AUDIO STORAGE					•
HONDA DVD REAR ENTERTAINMENT SYSTEM WITH 9-INCH DISPLAY, INTEGRATED REMOTE CONTROL, AND WIRELESS HEADSETS WITH PERSONAL SURROUND SOUND				AVAILABLE	•
8" i-MID (INTELLIGENT MULTI-INFORMATION DISPLAY) TFT DISPLAY	•	•	•	•	
BLUETOOTH® STREAMING AUDIO*	•	•	•	•	•
MP3/AUXILIARY INPUT JACK	•	•	•	•	•
STEERING WHEEL-MOUNTED AUDIO CONTROLS WITH ILLUMINATION	•	•	•	•	•
USB AUDIO INTERFACE	•	•	•	•	•
SIRIUSXM***				•	•

*ONLY COMPATIBLE WITH CERTAIN DEVICES

**INCLUDES A NO-CHARGE TRIAL OF 3 MONTHS, BEYOND WHICH SERVICE FEES APPLY. AVAILABLE IN 10 CANADIAN PROVINCES AND 48 CONTIGUOUS U.S. STATES. SEE TERMS AND CONDITIONS AT WWW.SIRIUSXM.CA.

DIMENSIONS	LX 2WD	LX	EX	EX-L	TOURING
APPROACH/DEPARTURE ANGLE (DEGREES)	24.4/22.1	24.4/22.1	24.4/22.1	24.4/22.1	24.4/22.1
CARGO VOLUME BEHIND FRONT ROW (L)	2464	2464	2464	2464	2464
CARGO VOLUME BEHIND 2ND ROW (L)	1351	1351	1351	1351	1351
CARGO VOLUME BEHIND 3RD ROW (L)	589	589	589	589	589
CURB WEIGHT (KG)	1956	2047	2041	2068 (2076 RES)	2091
FUEL TANK CAPACITY (L)	79.5	79.5	79.5	79.5	79.5
GROSS VEHICLE WEIGHT RATING (KG)	2700	2765	2765	2765	2765
GROUND CLEARANCE (MM)	202	202	202	202	202
HEADROOM – FRONT/2ND ROW/3RD ROW (MM)	1016/1011/970	1016/1011/970	1016/1011/970	999/1011/970	999/1011/970
HEIGHT (MM)	1795	1795	1838	1838	1838
HIP ROOM – FRONT/2ND ROW/3RD ROW (MM)	1489/1446/1229	1489/1446/1229	1489/1446/1229	1489/1446/1229	1489/1446/1229
LEGROOM – FRONT/2ND ROW/3RD ROW (MM)	1051/978/815	1051/978/815	1051/978/815	1051/978/815	1051/978/815
LENGTH (MM)	4861	4861	4861	4861	4861
PASSENGER VOLUME (L)	4352	4352	4352	4324	4324
SHOULDER ROOM – FRONT/2ND ROW/3RD ROW (MM)	1563/1580/1496	1563/1580/1496	1563/1580/1496	1563/1580/1496	1563/1580/1496
TRACK – FRONT/REAR (MM)	1720/1715	1720/1715	1720/1715	1720/1715	1720/1715
TURNING RADIUS (M)	5.78	5.78	5.78	5.78	5.78
WASHER TANK CAPACITY (L)	6.5	6.5	6.5	6.5	6.5
WHEELBASE (MM)	2775	2775	2775	2775	2775
WIDTH (MM)	1995	1995	1995	1995	1995



PILOT LX 2WD

250-HP, 3.5-LITRE, 24-VALVE, SOHC, i-VTEC® V6 ENGINE · 5-SPEED AUTOMATIC TRANSMISSION WITH GRADE LOGIC CONTROL · 18" ALUMINUM-ALLOY WHEELS · 4-WHEEL ANTI-LOCK BRAKING SYSTEM (ABS) WITH ELECTRONIC BRAKE-FORCE DISTRIBUTION (EBD) AND BRAKE ASSIST · 8-PASSENGER SEATING · 12-VOLT POWER OUTLETS · 60/40 SPLIT-FOLDING SECOND-ROW SEAT AND 60/40 SPLIT-FOLDING THIRD-ROW BENCH SEAT · 229-WATT AM/FM/CD AUDIO SYSTEM WITH MP3/WINDOWS MEDIA® AUDIO PLAYBACK CAPABILITY, 2 GB CD LIBRARY AND 7 SPEAKERS INCLUDING SUBWOOFER · 8" i-MID (INTELLIGENT MULTI-INFORMATION DISPLAY) TFT DISPLAY · ACTIVE CONTROL ENGINE MOUNT (ACM) SYSTEM · ACTIVE FRONT SEAT HEAD RESTRAINTS · ACTIVE NOISE CANCELLATION™ (ANC) · ADVANCED COMPATIBILITY ENGINEERING™ (ACE™) BODY STRUCTURE · DUAL-STAGE, MULTIPLE-THRESHOLD FRONT AIRBAGS (SRS) · FLIP-UP TAILGATE GLASS · BODY-COLOURED DOOR HANDLES · BODY-COLOURED SIDE MOULDINGS · FRONT AND REAR AIR CONDITIONING SYSTEM · FRONT SIDE AIRBAGS WITH PASSENGER-SIDE OCCUPANT POSITION DETECTION SYSTEM (OPDS) AND THREE-ROW SIDE CURTAIN AIRBAGS WITH ROLLOVER SENSOR · HANDSFREELINK™ · BILINGUAL BLUETOOTH® WIRELESS MOBILE PHONE INTERFACE* · HEATED FOLDING POWER SIDE MIRRORS · INTEGRATED TRAILER HITCH · MAINTENANCE MINDER™ SYSTEM · EXTERIOR TEMPERATURE INDICATOR · MP3/AUXILIARY INPUT JACK · BLUETOOTH® STREAMING AUDIO* · STEERING WHEEL-MOUNTED AUDIO CONTROLS WITH ILLUMINATION · TRI-ZONE AUTOMATIC CLIMATE CONTROL WITH AIR-FILTRATION SYSTEM · PASSENGER'S SEAT WITH 4-WAY ADJUSTMENT · SECOND-ROW AUTOMATIC HVAC CONTROLS · POWER WINDOWS WITH AUTO-UP/DOWN DRIVER AND PASSENGER WINDOW · REMOTE ENTRY SYSTEM · REAR CAMERA** · REAR PRIVACY-TINTED GLASS · STEERING-WHEEL MOUNTED CRUISE CONTROL · TIRE PRESSURE MONITORING SYSTEM (TPMS) · USB AUDIO INTERFACE · VARIABLE CYLINDER MANAGEMENT® (VCM®) · VEHICLE STABILITY ASSIST (VSA®) WITH TRACTION CONTROL

*ONLY COMPATIBLE WITH CERTAIN DEVICES.

**DOES NOT REPLACE THE DRIVER'S RESPONSIBILITY TO EXERCISE DUE CARE WHILE DRIVING.

PILOT LX

ADDS TO OR REPLACES LX 2WD FEATURES:

TOWING CAPACITY – 2045 KG* · VARIABLE TORQUE MANAGEMENT™ 4-WHEEL DRIVE SYSTEM (VTM-4®) · HEAVY-DUTY AUTOMATIC-TRANSMISSION COOLER

*SEE YOUR OWNER'S MANUAL FOR PROPER TOWING OPERATION.

PILOT EX

ADDS TO OR REPLACES LX FEATURES:

BODY-COLOURED HEATED FOLDING POWER SIDE MIRRORS · DUAL EXHAUST WITH CHROME FINISHERS · DRIVER'S SEAT WITH 10-WAY POWER ADJUSTMENT INCLUDING POWER LUMBAR SUPPORT · FOG LIGHTS · MULTI-REFLECTOR HALOGEN HEADLIGHTS WITH AUTO-ON/OFF · ROOF RAILS · HEATED FRONT SEATS · HOMELINK® REMOTE SYSTEM† · SECOND-ROW FOLDING CENTRE ARMREST · SECURITY SYSTEM

†HOMELINK CAN BE PROGRAMMED WITH CODES OF UP TO THREE REMOTE-CONTROL DEVICES (E.G., GARAGE-DOOR OPENER, HOME SECURITY SYSTEM, ETC.). ADDITIONAL CONTROL DEVICES NOT PROVIDED BY HONDA MAY BE REQUIRED.

PILOT EX-L

ADDS TO OR REPLACES EX FEATURES:

LEATHER-TRIMMED SEATING SURFACES · AUTO-DIMMING REARVIEW MIRROR · AVAILABLE 115-VOLT POWER OUTLET · AVAILABLE HONDA DVD REAR ENTERTAINMENT SYSTEM WITH 9-INCH DISPLAY, INTEGRATED REMOTE CONTROL AND WIRELESS HEADSETS WITH PERSONAL SURROUND SOUND · CONVERSATION MIRROR WITH SUNGLASSES HOLDER ·

LEATHER-WRAPPED STEERING WHEEL · PASSENGER'S SEAT WITH 4-WAY POWER ADJUSTMENT ·

ONE-TOUCH POWER MOONROOF WITH TILT FEATURE · POWER TAILGATE · SIRIUSXM**

*INCLUDES A NO-CHARGE TRIAL OF 3 MONTHS, BEYOND WHICH SERVICE FEES APPLY. AVAILABLE IN 10 CANADIAN PROVINCES AND 48 CONTIGUOUS U.S. STATES. SEE TERMS AND CONDITIONS AT WWW.SIRIUSXM.CA.

PILOT TOURING


ADDS TO OR REPLACES EX-L FEATURES:

115-VOLT POWER OUTLET · 650-WATT AM/FM/CD PREMIUM AUDIO SYSTEM WITH MP3/WINDOWS MEDIA® AUDIO PLAYBACK CAPABILITY AND 10 SPEAKERS INCLUDING SUBWOOFER AND 5.1 SURROUND SOUND THEATRE MODE · BODY-COLOURED FRONT AND REAR PARKING SENSORS · BODY-COLOURED HEATED FOLDING POWER SIDE MIRRORS WITH MEMORY AND INTEGRATED TURN INDICATORS · CHROME SIDE MOULDINGS · HEATED SECOND-ROW SEATS (OUTBOARD POSITIONS ONLY) · HONDA DVD REAR ENTERTAINMENT SYSTEM WITH 9-INCH DISPLAY, INTEGRATED REMOTE CONTROL AND WIRELESS HEADSETS WITH PERSONAL SURROUND SOUND · HONDA SATELLITE-LINKED NAVIGATION SYSTEM™ WITH TRILINGUAL VOICE RECOGNITION, MULTI-VIEW REAR CAMERA* AND ILLUMINATED STEERING WHEEL-MOUNTED CONTROLS · INTEGRATED SECOND-ROW SUNSHADES · REAR CARGO NET · WIRED FOR TRAILER CONNECTION

*DOES NOT REPLACE THE DRIVER'S RESPONSIBILITY TO EXERCISE DUE CARE WHILE DRIVING.

EXT / INT COLOURS	LX 2WD	LX	EX	EX-L	TOURING
WHITE DIAMOND PEARL	GF	GF	GF	GL	BL
ALABASTER SILVER METALLIC	GF	GF	GF	GL	BL
CRYSTAL BLACK PEARL	GF	GF	GF	GL/BEL	BL/BEL
POLISHED METAL METALLIC	GF	GF	GF	GL	BL
DARK CHERRY PEARL			GF	GL	BL
DARK AMBER METALLIC				BEL	BEL
OBSDIAN BLUE PEARL			GF	GL	GL

PILOT – EXTERIOR COLOURS



PILOT – INTERIOR COLOURS





**GET THE LATEST PHOTOS, MSRPS,
FEATURES, ACCESSORIES, SPECS
AND MORE AT WWW.HONDA.CA.**

Some of the technologies described in this brochure come with limitations. See owner's manual for complete details. Specifications, features, illustrations and equipment shown in this catalogue are based on the latest available information at the time of publication. Although descriptions are believed to be correct, accuracy cannot be guaranteed. Honda Canada Inc. reserves the right to make changes at any time, without notice or obligation, in colours, specifications, accessories, materials and models. Some vehicles are shown with optional equipment. Some vehicles shown are U.S. models. Canadian specifications may vary. Map Database of the Honda Satellite-Linked Navigation System covers major metropolitan areas in southern Canada and the 48 contiguous U.S. states. For a list of current detailed coverage areas, refer to the Honda web site, www.honda.ca. Bluetooth is a registered trademark of SIG Inc. HomeLink and HandsFreeLink are registered trademarks or trademarks of Johnson Controls Technology. Windows Media is a registered trademark of Microsoft Corporation. © 2012 Sirius XM Canada Inc. "SiriusXM", the SiriusXM logo, channel names and logos are trademarks of SiriusXM Radio Inc. and are used under license. Honda, Pilot, i-VTEC, i-LINC, Active Noise Cancellation, Advanced Compatibility Engineering, ACE, Drive-by-Wire Throttle System, Honda Satellite-Linked Navigation System, Maintenance Minder, Variable Cylinder Management, VCM, Variable Torque Management, VTM-4, VSA, The Power of Dreams, HondaJet and ASIMO are trademarks of Honda Motor Co., Ltd.