



THE ALL-NEW 2017 CHRYSLER
PACIFICA HYBRID



The Chrysler Pacifica offers a fuel efficiency rating of 109 MPGe (2.6 Le/100 km)[†] city with the first-ever Hybrid minivan in its class.^{1*}

The All-New 2017 Pacifica Hybrid breaks through the fuel barrier by giving owners a simple approach to driving on combined electric and gas power with the same vehicle. Look to the Hybrid technology for an outstanding fuel efficiency rating of 109 MPGe (2.6 Le/100 km) in city driving,[†] up to 53 km of electric range and total driving range of up to 911 km.[‡] It's about not having to compromise space for efficiency to take your family into the future with the best of both worlds.



The Pacifica Hybrid introduces a unique Silver Teal body colour in addition to the standard model paint offerings. The distinctive exterior also includes LED lighting, chrome and Teal accents, grille design and wheels exclusive to Hybrid. The sculpted shape offers advanced aerodynamics with triple-seal doors and laminated glass combined with Active Noise Cancellation technology to give Pacifica a quiet, peaceful ride. The port located in the driver fender allows easy charging access after exiting the vehicle, while the capless fuel-filler is placed on the same side at the rear of the vehicle for no-guesswork convenience.

[†]Based on *EnerGuide* ratings. See disclaimer 3 on the back cover.

^{*}A note about this catalogue: all disclaimers and disclosures can be found on the back cover.



A harmonious design. Inside and out.

The vivid Teal wing and leaf badging, charge light, Hybrid screens, available Ice Blue stitching and interior accents create a vibrant palette reflecting its environmental purpose from the inside out.



Five-point charging indicator

Easy on the environment. Even easier to use.

Monitoring the energy output and input of Pacifica Hybrid is so simple. You'll know in an instant that it's "ready to drive." Its charging indicator is so clear and bright, you'll see that it's fully charged from a distance. The 8.4-inch Uconnect® touchscreen offers Hybrid Electric Pages which provide power usage details, such as power flow, driving history, charging schedule and which system is operating at the time. The Hybrid Efficiency Coach found on the 7-inch full-colour customizable in-cluster display centre offers simple driving-guidance tools to minimize energy consumption.

Worry-free driving: total driving range of up to 911 km.⁴


The innovative Pacifica Hybrid technology seamlessly transfers between gas and electric power based on how you're driving at that moment for worry-free performance. At lower-range city speeds, you can drive on all-electric power, and on the highway, the gas engine activates for increased horsepower and torque, allowing the electric motor to work once at cruising speeds. The automatic dual system seamlessly alternates without driver intervention to help optimize fuel economy, leading to a total driving range of up to 911 km.⁴



Easy to charge with a regular home outlet.

The battery size allows you to cover close-range trips on all-electric power, utilizing the V6 engine power when needed. The 16kWh battery may be charged with the standard Level 1 (120V) home outlet or an available Level 2 (240V) adapter, which can restore full power in as little as two hours* of charging.

The Charge Scheduling technology — used in the Hybrid Electric Pages on the Uconnect® 8.4-inch touchscreen — allows you to preset the charging times to make the most of off-peak utility times and billing rates. It also provides the option to override the scheduled time to charge immediately at home or at a public charging station.



Power features.

As little as two-hour charging with the available Level 2 (240V) adapter

Gasoline-powered backup to Hybrid battery

Internal combustion Atkinson Cycle V6 engine

System decides and activates for you which power is more efficient for the current driving situation

High-voltage electrically charged 16kWh lithium-ion battery

Automatic system transfers between battery and engine power seamlessly

Regenerative Braking helps recharge the battery and helps reduce wear to brake components

*Requires purchase and professional installation. See Chrysler retailer for details.



Kid-friendly entertainment technology.

The available Uconnect® Theatre allows second-row occupants to bring their digital lifestyle along for the ride and simply connect with available USB video and HDMI device connectivity. This technology integrates apps on two 10-inch high-definition touchscreens with the ability to stream media, keeping the crew entertained. The dual backseat screens can display separate videos or games simultaneously, including the “Are We There Yet?” app and games like checkers and tic-tac-toe.



The road-trip minivan that takes you further.

The Pacifica Hybrid includes seating for seven with easily removable second-row Captain’s Chairs and third-row Stow ‘n Go® fold-in-floor seating and storage for an expansive, rear cargo volume. Occupants in all three rows will notice the abundant shoulder, leg- and headroom for a relaxing, comfortable ride, which is visually expanded with the available Tri-Pane Panoramic Sunroof. The available hands-free power liftgate and sliding side doors give owners the freedom to open the vehicle with a simple wave of the foot. This is versatility that lends preferential treatment to spaciousness, convenience and efficiency equally.



100+ standard and available safety & security features.



The Pacifica Hybrid doesn't compromise on interior space or available safety and security. Parking, changing lanes, driving in heavy traffic or reversing out of your driveway are all simple tasks that can be achieved with the Pacifica Hybrid. Along with keeping an eye on blind spots⁵ and the road ahead, Pacifica Hybrid offers features that automatically slow and stop the vehicle if it's too close to another,⁵ or help steer it back into your lane if you've unintentionally drifted.⁵



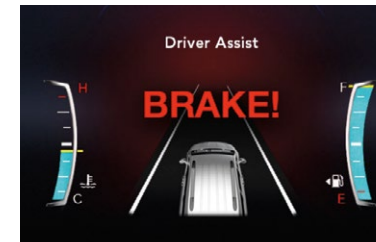
CLEAR 360° DISPLAY AROUND THE VEHICLE⁵

During low-speed driving situations like parking or backing out of your driveway, the available 360° Surround-View Camera delivers a new level of technology, providing a bird's-eye perspective of the vehicle and its surroundings in the 8.4-inch touchscreen.



BLIND-SPOT MONITORING WITH REAR CROSS-PATH DETECTION⁵

When driving forward, the available Blind-Spot Monitoring system continually monitors the vehicle's side blind zones using dual radar sensors. When an object is detected, an indicator illuminates in the appropriate sideview mirror and, if the turn signal is activated, an audible notification sounds. In Reverse, Rear Cross-Path Detection automatically monitors for objects and vehicles in perpendicular relationships to the vehicle, and is ideal when backing out of tight parking spaces or alleys.



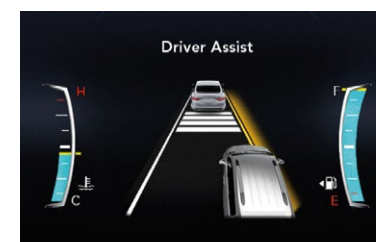
FORWARD COLLISION WARNING WITH ACTIVE BRAKING⁵

Using radar and video sensors, this available system can detect whether the Pacifica Hybrid is approaching another vehicle or large obstacle in its path too rapidly. When an object is detected, the system will provide audible and visual warnings, and can assist the driver in avoiding an incident by actively applying the brakes. The driver has the ability to adjust the sensitivity and turn brake support on or off.



ADAPTIVE CRUISE CONTROL WITH STOP AND GO⁵

This available system uses radar and video sensors to automatically adjust your cruising speed based on preset speed and vehicle distance settings. In certain conditions, such as stop-and-go traffic, the system is able to bring the vehicle to a complete stop without driver intervention, then prompt the driver to press the Resume button or tap the accelerator to re-engage to safe-range speeds as traffic begins to move.



LANE DEPARTURE WARNING WITH LANE KEEP ASSIST⁵

A forward-mounted camera can detect and measure the vehicle's position within a lane. If the system detects the vehicle is unintentionally drifting out of its lane without the indicators engaged, this available feature will warn you visually and through a haptic warning — a "shiver" in the steering wheel. If the driver does not respond to the warnings, Lane Keep Assist can help gently nudge the vehicle back into the lane by leveraging the Electric Power Steering system to apply corrective steering input.



ABOUT THIS CATALOGUE: Since the time of printing, some of the information you'll find in this catalogue may have been updated. Ask your retailer for details. Some of the equipment shown or described throughout this catalogue is available at extra cost. Specifications, descriptions, illustrative materials and all competitive comparisons contained herein are as accurate as known at the time this publication was approved for printing. FCA Canada Inc. reserves the right to make changes at any time without notice and without incurring obligation. For the price of the model with the equipment you desire, or verification of specifications contained herein, see your Chrysler, Jeep, Dodge and Ram retailer. ©2017 FCA Canada Inc. All Rights Reserved. Chrysler, Dodge, Jeep, Ram, Pacifica, the Chrysler wing design, Stow 'n Go and Uconnect are registered trademarks of FCA US LLC. Facebook and logo are registered trademarks of Facebook, Inc. Michelin is a registered trademark of Michelin North America, Inc. RIDGID is a registered trademark of RIDGID, Inc. The Twitter name, logo, Twitter T, Tweet and Twitter bird are service marks of Twitter, Inc. All other trademarks, images and logos are the property of their respective owners and are displayed in this publication with permission. All rights reserved.

DISCLAIMERS: (1) Based on the latest available competitive information for minivans in the *WardsAuto* Small Van segment. Excludes other vehicles designed and manufactured by FCA US LLC. (2) Electric range based on *EnerGuide* combined fuel consumption ratings. (3) Based on *EnerGuide* fuel consumption ratings. Government of Canada test methods used. Your actual fuel consumption will vary based on driving habits and other factors. 2.6 L/100 km (109 MPGe) city and 3.0 L/100 km (94 MPGe) highway. For *EnerGuide* information, please ask your retailer or visit the Government of Canada website: www.vehicles.nrcan.gc.ca. L/100 km is an equivalent measure of gasoline fuel consumption for electric energy consumed by Plug-in Hybrid Electric Vehicles (PHEV) operating in electric mode during city driving. Miles per gallon equivalent (MPGe) ratings based on imperial gallon. Use for comparisons only. (4) Driving range based on *EnerGuide* combined fuel consumption ratings, fuel tank capacity, full battery charge, and hybrid mode. Your actual range will vary based on driving habits and other factors. (5) This is a driver convenience system, not a substitute for active driver involvement. The driver must remain aware of his/her surroundings and be prepared to take corrective action to avoid collisions.

2017 CHRYSLER PACIFICA HYBRID
CHRYSLER.CA / 1.800.361.3700

52117A016E

Chrysler is a registered
trademark of FCA US LLC.

