




MG MIDGET


The MG Midget sports a longer, lower, leaner look.




The Midget's lockable trunk holds 9½ cubic feet of luggage.



For complete control, there's rack-and-pinion steering, close-ratio 4-speed gearbox, and full sports car instrumentation on padded dash. The leather-covered steering wheel is standard.



The easy-up, easy-down vinyl top and the efficient heater-defroster with 2-speed blower lets you ignore the weatherman's forecast.



And get the weather forecast on the optional AM solid state radio. Other options include woodrim steering wheel, hardwood gearshift knob, and electric clock.



ewly designed adjustable bucket
eats and head restraints,
ay-night mirror, and loop pile
arpeting are all included in
ne Midget's low price.



he rugged and reliable 1275 c.c.
ngine with twin carburetors
elivers performance with economy.

Dual-braking system with discs
p front for safe, non-fading
behind-the-line stops.

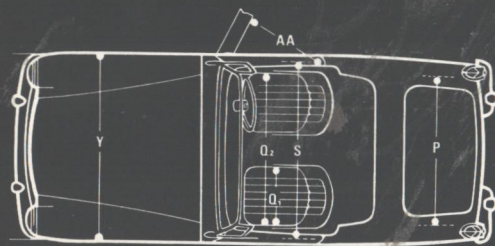
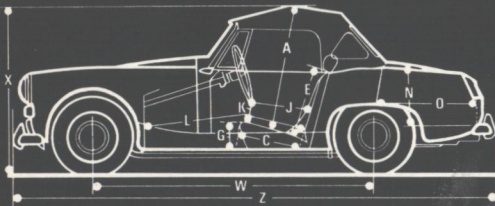
Part of the Midget's new look—a
ecessed grille with chrome surround
nd lighted side markers. Radial-
oly tires are standard.

The MG Midget, the latest in a
series of winners from England
to hit American shores.
From its surprisingly plush interior
to its sleek bodylines, the low-slung
Midget embodies the spirit of the
non-stop generation.

The view our competitors are used
o looking at. Note the new
2-piece rear bumper with rubber
insert over-riders. Twin back-up
lights are standard.



DIMENSIONS



Front seat head room	A	35½ in.
Front seat cushion depth	C	19 in.
Front seat squab height above cushion	E	19 in.
Front seat cushion height above floor	G	8½ in.
Steering-wheel to squab—max.	J	17¼ in.
Steering-wheel to squab—min.	J	13¾ in.
Steering-wheel to cushion	K	5 in.
Front seat leg reach—max.	L	44½ in.
Front seat leg reach—min.	L	41 in.
Luggage trunk height	N	15½ in.
Luggage trunk depth	O	27½ in.
Luggage trunk width	P	42 in.
Front seat cushion width—individual	Q1	17 in.
Front seat cushion—overall width	Q2	44¼ in.
Width between front doors—max.	S	48½ in.
Wheelbase	W	80 in.
Overall height (top up)	X	48⅞ in.
Overall width	Y	54⅞ in.
Overall length with over-riders	Z	137⅞ in.
Front door entry width	AA	26 in.
Ground clearance	—	5 in.
Approx. weight	—	1,512 lb.

SPECIFICATIONS

ENGINE:

4-cylinder, in-line, overhead valve.
3-bearing counter-balanced crankshaft.
Exhaust emission-control.
Compression ratio: 8.8:1
Bore: 2.78 in.
Stroke: 3.2 in.
Displacement: 1275 c.c. (77.9 cu. in.)
Horsepower: 62 b.h.p. @ 6,000 r.p.m.
Torque: 72 lb./ft. @ 3,000 (max.)
Carburetion: Twin 1.25 in. S.U., semi-down draught.
Fuel Pump: High-pressure S.U. electric.
Fuel Tank Capacity: 7.25 gallons.

TRANSMISSION:

Close-ratio, four-speed with synchromesh on second, third, and fourth gears.
Clutch: Diaphragm type, 6.5 in. diameter, hydraulically operated.
Rear Axle: Three-quarter floating, hypoid final reduction gears.
Ratio: 3.9:1
Overall gear ratios:
Reverse 16.1:1
First 12.5:1
Second 7.5:1
Third 5.3:1
Fourth 3.9:1

STEERING:

Direct rack and pinion.
Steering Wheel: leather-covered 15 in. diameter alloy spoke.
Turns—lock to lock: 2.33.
Energy-absorbing steering column.

SUSPENSION:

Front: Independent, coil springs and lever-type shock absorbers.
Rear: Semi-elliptic springs with double acting lever-type shock absorbers.

BRAKES:

Dual hydraulic braking systems.
Front: 8.25 in. diameter disc brakes.
Rear: 7 in. diameter drum brakes.

ROAD WHEELS:

Tires: 145 x 13 radial-ply.

PERFORMANCE DATA:

Maximum Speed: 92 m.p.h.
Acceleration: 0-60 m.p.h.—15.3 sec.
Standing quarter mile: 19.9 sec.
Road Speed at 1,000 r.p.m. in top gear: 16.8 m.p.h.

ELECTRICAL:

Negative ground, 12-volt system.
Twin windtone horns.
Electric 3-blade windshield wiper system, 2-speed.
Electric windshield washers.

Twin backup lights.
Emergency flashing warning lights.
Heater/defroster with high-speed blower*, and fresh-air ventilation.
*Except Hawaii and Puerto Rico.

INSTRUMENTS:

Speedometer with trip odometer.
Electric tachometer.
Oil pressure, water temperature, and fuel gauges.
Ignition, brake pressure, and high beam warning lights.
Manual choke.
All instruments and switches set in no-glare, padded dash.

BODY:

Steel mono-construction.
Interior hood release.
Locking trunk.
Curved, laminated windshield.
Full positive anti-burst door latches.
Roll-up windows and hinged front vents.
Waterproof folding top.
Mirrors: exterior adjustable; interior adjustable day-night type.
Lighted side markers front and rear.

INTERIOR:

Padded sunvisors.
Reclining washable ambla bucket seats with adjustable head restraints.
Safety 3-point seat belts.
Cigarette lighter.
Fitted carpeting with rubber floor mats.
Gearshift gaiter.

OPTIONAL EQUIPMENT AND ACCESSORIES:

Whitewall radial-ply tires.
Removable hardtop.
Tonneau cover.
Anti-roll bar.
Oil cooler.
Solid-state AM radio.
Electric clock.
Woodrim steering wheel, wood gearshift knob, and a full range of other sports car accessories.
Optional Racing Equipment: a full line of SCCA approved competition parts.

COLORS:

Flame Red, Bronze Yellow, British Racing Green, Blue Royale, Pale Primrose, and Glacier White.

THE MG MIDGET CONFORMS TO U.S. FEDERAL MOTOR VEHICLE SAFETY STANDARDS APPLICABLE AT ITS DATE OF MANUFACTURE.

SPECIFICATIONS AND COLORS SUBJECT TO CHANGE WITHOUT NOTICE.

0034



LITHO U.S.A. AMGM-500M-10/69

BRITISH LEYLAND MOTORS INC., LEONIA, NEW JERSEY 07605

