



MGB/GT





The MGB/GT:  
a classic example of form  
following function.



Rugged-looking mag-style wheels  
with radial-ply tires and racing-type  
suspension for road-hugging action.




From front to back,  
attention to detail is the hallmark  
of MG craftsmanship.



Reclining seats standard. Also standard:  
Black interior with Flame Red, Glacier  
White, Blaze, and Bronze Yellow exteriors.



Popular options include AM or AM/FM  
solid-state radio, center console,  
and hardwood gearshift knob.



Up front, the dependable  
stopping power of 10.75-inch  
fade-free disc brakes.




Counter-balanced rear door for one hand  
operation. The optional, electrically  
heated rear window stays mist free.



The option that makes  
for a truly luxury look: Chrome  
or painted wire wheels.




The guts behind the  
glamour: our race-proven 1798 c.c.  
twin-carb engine.



GT basics: rack-and-pinion  
steering, full instrumentation, and full  
synchromesh 4-speed gearbox.



MG's black recessed  
grille with chrome surround.  
The grille guard is optional.



Consider your  
life style. Then consider  
the MGB/GT.



An open door invites you to experience the quiet luxury of the MGB/GT's new Autumn Leaf interior, standard with Racing Green, Teal Blue, and Bedouin exteriors.





The MGB/GT blends traditional elegance with modern spirit, luxury touches and sports car performance.







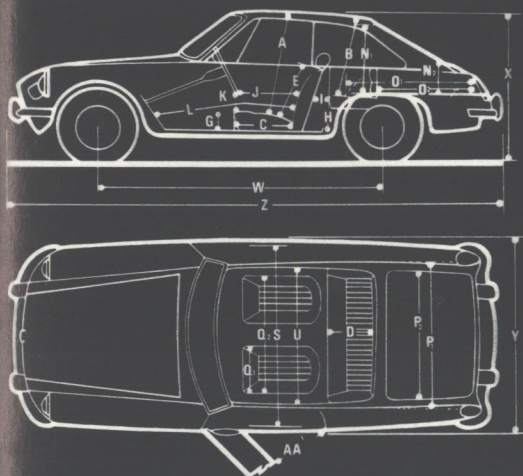

Classic beauty and aerodynamic lines have made the MGB/GT one of the world's foremost grand touring cars.



Comfort up front and luggage space in back make this GT a most accommodating means of travel.



BODY COLORS



Front seat head room	A	37 in.
Rear seat head room	B	26 in.
Front seat cushion depth	C	19 in.
Rear seat cushion depth	D	15 in.
Front seat squab height above cushion	E	21 in.
Front seat cushion height above floor	G	9 in.
Rear seat cushion height above floor	H	13 1/2 in.
Distance between front and rear seats—max.	I	6 in.
Steering-wheel to squab—max.	J	22 1/2 in.
Steering-wheel to squab—min.	J	14 1/2 in.
Steering-wheel to cushion	K	6 1/2 in.
Front seat leg reach—max.	L	46 in.
Front seat leg reach—min.	L	36 1/2 in.
Rear compartment height—max.	N1*	19 in.
Rear compartment height	N2	10 in.
Rear compartment depth—max.	O1*	37 in.
Rear compartment depth	O2	29 in.
Rear compartment width—max.	P1	57 in.
Rear compartment width	P2	36 1/2 in.
Front seat cushion width—individual	Q1	18 in.
Front seat cushion—overall width	Q2	44 in.
Width between front doors—max.	S	50 1/2 in.
Shoulder width over front seat	U	46 1/2 in.
Wheelbase	W	91 in.
Overall height	X	49 1/2 in.
Overall width	Y	59 1/8 in.
Overall length with over-riders	Z	153 3/8 in.
Front door entry width	AA	30 in.
Track at front	—	49 1/2 in.
Track at rear	—	49 1/4 in.
Turning circle—left- or right-hand lock	—	32 ft.
Ground clearance	—	5 in.
Weight (approx.)	—	2,190 lb.

\*With rear seat folded flat

**SPECIFICATIONS**

**ENGINE:**  
 4-cylinder, in-line, overhead valve.  
 5-bearing counter-balanced crankshaft.  
 Exhaust and evaporator emission-control.  
 Compression ratio: 8.8:1.  
 Bore: 3.16 in.  
 Stroke: 3.5 in.  
 Displacement: 1798 c.c. (109.8 cu. in.)  
 Horsepower: 92 b.h.p. @ 5,400 r.p.m.  
 Torque: 110 lb./ft. @ 3,000 r.p.m. (max.)  
 Carburetion: Twin 1.5 in. S.U. semi-down draught.  
 Fuel Pump: High-pressure S.U. electric.  
 Fuel Tank Capacity: 14 gallons.

**TRANSMISSION:**  
 Four-speed all synchromesh with optional electrically controlled overdrive for third and fourth gears.  
 Clutch: Diaphragm type Borg & Beck 8 in. with hydraulic actuation.  
 Rear Axle: Three-quarter floating with hypoid final reduction gears.  
 Ratio: 3.909:1.  
 Overall gear ratios:

	Standard	Overdrive
Reverse	12.09:1	---
First	13.45:1	---
Second	8.47:1	---
Third	5.40:1	4.43:1
Fourth	3.91:1	3.20:1

**STEERING:**  
 Direct rack and pinion.  
 Steering Wheel: leather-covered 16 in. diameter alloy spoke.  
 Turns—lock to lock: 2.9.  
 Energy-absorbing steering column.

**SUSPENSION:**  
 Front: Independent, coil springs and wishbone-type links with hydraulic shock absorbers and anti-roll bar.  
 Rear: Semi-elliptic springs with hydraulic shock absorbers.

**BRAKES:**  
 Dual hydraulic braking systems.  
 Front: 10.75 in. diameter disc brakes.  
 Rear: 10 in. diameter drum brakes.

**ROAD WHEELS:**  
 Rostyle wheels, 14 in. diameter, fitted with 165 x 14 radial-ply tires.

**PERFORMANCE DATA:**  
 Maximum Speed: 105 plus m.p.h.  
 Acceleration: 0-60 m.p.h.—11.8 sec.  
 Standing quarter-mile: 18.45 sec.  
 Road Speed at 1,000 r.p.m. in top gear:  
 Standard gearbox: 18 m.p.h.  
 Overdrive gearbox: 22 m.p.h.

**ELECTRICAL:**  
 Negative ground, 12-volt system.  
 Twin 6-volt batteries mounted in balanced position. 58 amp./hr.  
 Alternator with solid-state regulator.  
 Electric windshield wipers, 2-speed.  
 Electric windshield washers.  
 Twin backup lights.  
 Emergency flashing warning lights.  
 Heater/defroster with high-speed blower\* and fresh-air ventilation.  
 Twin windtone horns controlled in center

steering wheel.  
 \*Except Hawaii and Puerto Rico.  
**INSTRUMENTS:**  
 Speedometer with trip odometer.  
 Electric tachometer.  
 Oil pressure, water temperature, and fuel gauges.  
 Ignition, brake pressure, and high beam warning lights.  
 Rear door operated interior roof light.  
 Side door operated interior courtesy light.  
 Map reading light.  
 Manual choke.  
 All instruments and switches set in no-glare, padded dash.  
 Rheostat-type panel light switch.

**BODY:**  
 Steel mono-construction.  
 Aluminum hood with interior release and automatic hood support.  
 Large counter-balanced locking rear door.  
 Curved laminated windshield.  
 Full positive anti-burst door latches.  
 Roll-up windows and hinged front vents.  
 Hinged rear side windows.  
 Tinted glass all around.  
 Mirrors: exterior adjustable; interior adjustable day-night type.  
 Lighted side markers front and rear.  
 Rubber insert bumper over-riders front and rear.

**INTERIOR:**  
 Padded sunvisors.  
 Reclining washable ambal bucket seats with adjustable head restraints.  
 Safety 3-point seat belts.  
 Cigarette lighter and ashtray.  
 Map pocket.  
 Fitted carpeting with rubber floor mats.  
 Rear carpeted luggage area.  
 Occasional rear seating; rear seat folds flat for additional luggage space.  
 Sill kick plates.  
 Lever controlled fresh air vent.  
 Gearshift gaiter.

**OPTIONAL EQUIPMENT AND ACCESSORIES:**  
 Whitewall radial-ply tires.  
 Dunlop 60-spoke center-lock wire wheels.  
 Chrome wire wheels.  
 Overdrive.  
 Electrically heated rear window.  
 Solid-state AM or AM/FM radio.  
 Center console.  
 Electric clock.  
 Center armrest.  
 Luggage rack (ski adapters available).  
 Chrome-plated grille guard.  
 Wood gearshift knob, rubber floor mats, and a full range of other sports car accessories.  
 Optional Racing Equipment: a full line of SCCA approved competition parts.

THE MGB/GT CONFORMS TO U.S. FEDERAL MOTOR VEHICLE SAFETY AND AIR POLLUTION STANDARDS APPLICABLE AT ITS DATE OF MANUFACTURE.

**SPECIFICATIONS AND COLORS SUBJECT TO CHANGE WITHOUT NOTICE.**



0039



LITHO U.S.A. AMGBT-400M-7/70  
BRITISH LEYLAND MOTORS INC., LEONIA, NEW JERSEY 07605

