



C-SERIES





A Word About This Catalog: Some equipment shown or described in the catalog is available at extra cost.

Ford C-Series An Investment In Value

Over 30 Years of Service

Name your job. Chances are the Ford C-Series has been there. This versatile line of diesel powered tilt cabs has been serving the American trucking industry for over 30 years in a variety of applications—tractor, fire, refuse, beverage, van, tanker.

Built Ford Tough, with a well-deserved reputation for quality and engineering innovation, the C-Series has a proven track record for performance returned on dollars spent. It's an investment in value.

Value Begins With Quality

We're proud of the design and engineering excellence that go into every truck we build. We recognize that value begins with quality. And at Ford, Quality is Job 1!

We're proud, too, of the modern facilities and equipment that produce our trucks. But, most of all, we're proud of the people who bring you quality products.

The many Employee Involvement Groups we've established draw assembly people, engineers, designers and management together toward a common goal of putting the highest quality possible into Job 1.

Work-Ready Trucks

Choose a pre-spec'd C-Series truck through Ford's Work-Ready Program and receive Extended Service Coverage up to 24 months/unlimited mileage, full parts and labor.

Extended Service Coverage—a value of nearly \$950 depending on truck model.*

With Work-Ready trucks, you get the powertrain, frame and axle-suspension capacity that best match your needs. And you get them fast.

*Based on manufacturer's suggested retail prices.

Built Ford Tough—More Than A Slogan

It's a tradition that translates into tangible values. Values like driving comfort and overall vehicle performance.

Look beneath the handsome C-Series exterior to the all-welded cab construction. It's engineered for ruggedness and quiet operation.

- (A) Fully welded steel door assemblies.
- (B) Hat-section side members are welded to crossmembers to form a solid cab structure base.
- (C) Front body panel, dash and instrument panels, front door pillars, and running board apron are integrally welded to form a sturdy and rigid front end section.
- (D) Hat-type channel roof bows for sturdy roof support.
- (E) Box-section front pillar assembly for long-lasting door alignment.
- (F) Floor, seat pan and package tray fiberglass insulation reduces operating noise.



Rust and Corrosion Protection

An added value—a modern electrocoating process helps protect every C-Series cab from rust and corrosion. The entire negatively charged cab structure is submerged in positively charged primer paint. Because of the opposite electrical charge, primer paint is effectively deposited, even into remote areas.

The doors, roof, front and back panel, and step panels are constructed of corrosion-resistant zinc coated steel. The doors are further protected by an application of aluminized wax to the inner panels.



All-Welded Cab Construction

A Full Range Of Diesel Power—The Choice Is Yours

Performance And Economy Team Up For Low Cost Of Operation

The Ford C-Series carries a full lineup of 9 diesel engines for top performance and mid-range economy. The choice is yours.

The C-800 Series is driven by the affordable "Fuel Pincher" 8.2L DDA diesel, available in naturally aspirated or turbocharged versions, rated at 165, 200 and 205 gross horsepower.*

A proven performer, the 8.2L can be completely rebuilt, giving it out-

standing service life and enhanced resale value.

The C-8000 Series is equipped with the standard Cat 3208N 165 horsepower diesel engine. Options include a range of turbocharged versions rated from 175 to 250 gross horsepower.

The CT-Series starts with the Cat turbocharged 3208T at 200 gross horsepower (California only) and ranges up to the big 3208T rated at 250 gross horsepower.

*SAE J1349.



Interiors

Where Comfort And Convenience Are Valued Most

Drivers spend a lot of time fighting the road. And a lot of time in stop-and-go traffic. Or climbing in and out of their trucks making deliveries.

That's why the C-Series is designed with driver efficiency in mind, to provide comfort and convenience every hour they're behind the wheel.

The instrument panel is laid out so that controls are easy to reach and the instruments simple to read. Glare-reducing tinted glass and parallel action windshield wipers are standard. And the wide tinted windshield provides good visibility for both the open road or when you're snaking through crowded loading docks and city streets.

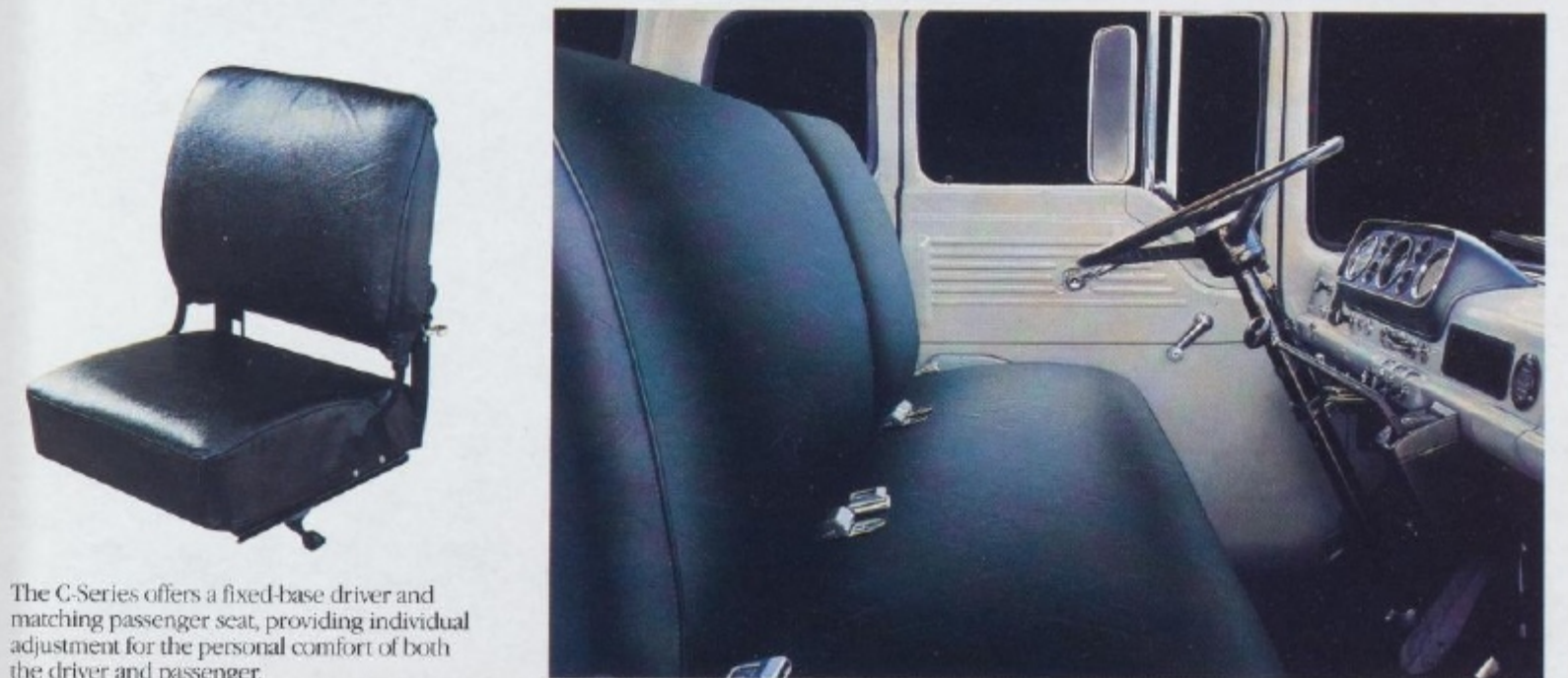

Low profile, large door openings and protected inboard steps make it easy to get in and out of the C-Series cab. And the standard full-width bench seat comfortably accommodates three husky adults.

Choice of Two Cab Trim Levels

The Standard Cab trim level features a foam-padded, full width bench seat trimmed in heavy duty black vinyl with charcoal interior in the entire C-Series.

Other standard features—in addition to the tinted windshield, tinted glass, and parallel action windshield wipers—include power steering, pivoting door vent windows with wedge-type locks, painted western mirrors with auxiliary convex mirrors, hardboard headlining, push-button door locks, reversible key locks, and deluxe bright-trimmed instrument cluster.

The Custom Cab trim level features a full-width bench seat trimmed in knitted charcoal vinyl with charcoal facings and bolsters and a fold-down driver's armrest. Because of its knit design, the upholstery breathes easily to help keep you cool.



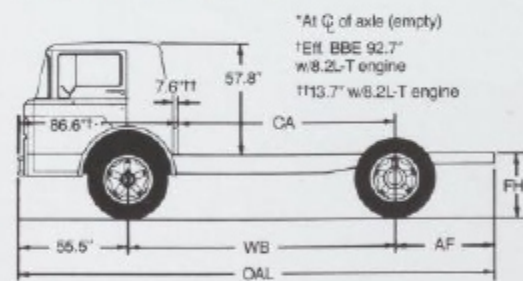
The C-Series offers a fixed-base driver and matching passenger seat, providing individual adjustment for the personal comfort of both the driver and passenger.

Ford C-Series Specifications

Series	Std./Max.	Single-Axle		Tandem Axle
		C-800	C-8000	CT-8000
GVWR lbs.		25,100/34,000	25,100/39,000	44,800/56,000
GCWR lbs.	Max.	50,000	75,000	75,000
AXLE, FRONT Rating (lbs.)	Std.	9,000	9,000	12,000
	Opt.	12,000	12,000/16,000	16,000/18,000
AXLE, REAR Rating (lbs.)	Std.	19,000	19,000	34,000
	Max.	22,000	23,000	40,000
BRAKES, SERVICE	Std.	Air	Air	Air
ENGINE (1)	Std.	DDA 8.2L-N-165 hp	Cat. 3208N-165 hp	Cat. 3208T-215 hp
	Opt.	DDA 8.2L-T-200 hp DDA 8.2L-T-205 hp	Cat. 3208T-175 hp Cat. 3208T-215 hp Cat. 3208T-225 hp Cat. 3208T-250 hp	Cat. 3208T-200 hp Cat. 3208T-225 hp Cat. 3208T-250 hp
FRAME RBM = SM x Yield Strength	Std.	537,480 RBM	537,480 RBM	783,000 RBM
	Max.	783,000 RBM	783,000 RBM	1,256,040 RBM
CLUTCH (Diameter)	Std.	14"-1 plate	13"-2 plate	14"-2 plate
TRANSMISSION (2)	Std.	5-speed	5-speed	5-speed
SUSPENSION, FRONT Combined rating @ ground (lbs.)	Std.	9,000	9,000	12,000
	Std. w/Opt. FA's	12,000	12,000/16,000	16,000/18,000
SUSPENSION, REAR (3) Combined rating @ ground (lbs.)	Std.	17,000	17,000	34,000
	Max.	22,000	23,000	38,000
STEERING	Std.	Power	Power	Power
WHEELS (4)	Std.	Cast Spoke	Cast Spoke	Cast Spoke
	Opt.	10-Hole Disc	10-Hole Disc	10-Hole Disc
TIRES (Tube Type)- (5) (6) (Max.)	Std.	9.00x20 10 PR	9.00x20 10 PR	10.00x20 12 PR
	Opt.	11.00x22 14 PR	11.00x22 14 PR	11.00x22 14 PR

(1) See your Ford Dealer for specific 49 states and California applications. (2) See your Ford Dealer for wide range of available transmission options. (3) Includes auxiliary springs on single-axle models. (4) 10-hole wheels available in steel or aluminum. (5) Flotation tires available on 16,000 and 18,000 front axle only. (6) Equivalent tube and tubeless (radial and non-radial) tires are available.

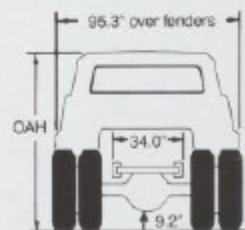
Dimensions



CT-Series

WB	CA	AF	OAL
135"	104"	60"	251"
153"	122"	72"	281"
161"	130"	84"	301"

Note: Additional wheelbases are available. See your dealer.



C-Series

WB	CA	AF	OAL	FH	OAH
111"	80"	51"	218"	36.7"	94.7"
135"	104"	60"	251"	36.7"	94.7"
153"	122"	60"	289"	36.7"	94.7"
175"	144"	95"	326"	36.7"	94.7"

Dimensions are for base models with standard equipment.

Easy-Tilt Cab For Convenient Servicing

Thanks to the double latching system and special assist spring, one man can tilt the C-Series cab a full 45°, exposing the engine, clutch and transmission for easy servicing. And there's ample clearance around the tires for unrestricted access.

Convenient servicing adds up to reduced down time for your truck and money savings for you.



Tight Maneuverability

The C-Series is designed with wide-track front axles and large wheel-cut angles for tight turns in traffic and congested areas such as loading docks and city alleys. Turning diameters are as tight as 39.3 feet, curb to curb. Handling is remarkably easy, too, with the standard power steering system.

All this equals outstanding performance and low cost of ownership through fast trip times.

Parts And Service Almost Anywhere

Ford's commitment to your service extends through a network of more than 4,650 truck dealers, including over 260 whose specialty is heavy-duty trucks. They're backed by a computerized inventory system linking 20 Parts Distribution Centers that handle a full line of quality Motorcraft and Ford parts.



Chassis Optional Equipment

- Alternators: 60, 75, 105 or 130 amp.
- Maintenance-free Batteries:
 - DDA 8.2L diesels—
 - Three 71 amp-hr. (535 CCA)
 - Caterpillar 3208 diesels—
 - Three 93 amp-hr. (625 CCA)
 - Two 96 amp-hr. (625 CCA) "Cycle Power"
 - Three 96 amp-hr. (625 CCA) "Cycle Power"
- Engine block heater (w/8.2L DDA engine only)
- Air cleaner air restriction gauge
- Ether cold starting aid
- Extra cooling radiator
- Front tow hooks
- Fuel tank: 75-gal steel D-tank (N/A with dual tanks)—RH with C-800, LH with C/CT-8000
- Silicone hose package
- Stemco unitized & wet-type wheel seals
- Tractor package with trailer air and electrical line connections
- Clutch, heavy-duty, 2-plate, 14" non-asbestos (C-8000 only)

Cab Optional Equipment

- Warning lights—oil pressure and coolant temperature
- Dual horns (air or electric)
- Cigar lighter
- Chrome cab-assist handles
- Chrome front bumper
- Chrome grille*
- Push-button AM radio
- Stainless steel western mirrors with convex auxiliary mirrors
- Western, dual retrac mirrors with stainless auxiliary convex mirrors

*Special Order Option

Ask your Ford Dealer about additional optional equipment available on all Ford trucks.

Options Availability

Options displayed or described in this catalog are available at extra cost and may be offered in combination with other options or subject to additional ordering requirements or limitations. Your Ford Dealer has the latest information.

Product Changes

Ford Truck Operations reserves the right to change product specifications at any time without incurring obligations. It is important to note also that some of the items shown on

vehicles in this publication are available through retail organizations and establishments not connected with Ford Motor Company. Availability, price, quality and durability of these items rest solely with the respective manufacturers and their sales organizations and Ford assumes no responsibility for their use.

Federal Regulations

Federal regulations such as those issued by the National Highway Traffic Safety Administration, the Environmental Protection Agency or the Federal Highway Administration or issued pursuant to the Occupational Safety and Health Act (OSHA) and/or state and local laws and regulations, may require additional equipment for the particular use you intend for the vehicle. It is the buyer's responsibility to determine the applicability of such laws and regulations to the buyer's intended use for the vehicle, and to arrange for the installation of required equipment. Your Ford Dealer has information about the availability of many items of equipment which can be ordered for the vehicle.

"Ask Your Ford Dealer"

Following publication of this catalog, certain changes in standard equipment, options, prices and the like, or product delays, may have occurred which would not be included in these pages. Your Ford Dealer is your best source for up-to-date information.



With Ford, You're Never Far From Home!

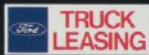


Toll-Free Sales & Service Hotline

Call toll-free 1-800-FORD 1ST (367-3178)* for information concerning C-Series sales, parts or service facilities. Operators are ready to take your call from 8 A.M. to 8 P.M. (EST). With Ford, you're never far from home.

*In Alaska call 1-800-433-6292.

- Regional Sales Offices
- District Sales Offices
- Parts Distribution Centers
- Heavy-Duty Truck Dealers



FORD PARTS AND
SERVICE DIVISION



Ford Means Business In Big Trucks



FTO-31111 Litho in U.S.A. 8/86

FORD C-SERIES

TRUCK OPERATIONS

