 **TOYOTA** Solara 2006







*Above: Solara Convertible SLE V6 shown in Black.*

# Solara06

EXTRAVAGANCE HAS NEVER BEEN MORE ACCEPTABLE.

A streamlined convertible for top-down driving enjoyment or a curvaceous coupe with unmistakable panache. Soft, fluid lines blending outstanding performance, elegance and comfort – enveloping its occupants in sculpted metal and an interior gleaming with a metallic trimmed console. But style isn't all that has you surrounded: Solara's Advanced Airbag System with standard side airbags, available front head/side curtain airbags (Coupe SLE V6 only) and standard Antilock Braking System (ABS) have you covered.



*From left: Solara Coupe SE shown in Oceanus Pearl, Solara Coupe SE V6 with Sport Package shown in Absolutely Red and Solara Coupe SLE V6 shown in Titanium Metallic.*





**ACCEPTABLE EXTRAVAGANCE.** Once inside the Solara Coupe or Convertible SLE V6, you're pampered by the buttery soft leather trim that engulfs the seats, shifter, steering wheel and parking brake. The power driver's seat with power lumbar control supports your back. The Solara's auto-dimming electrochromic rearview mirror makes glaring headlights a dim memory and the climate control automatically adjusts the temperature inside. The Convertible's one-touch power retractable roof, with a real glass rear window, makes for effortless and environmentally free air conditioning. The Coupe's power moonroof lets the night breeze relax you. You can peacefully take in 270 watts<sup>1</sup> sonically equalized through the 6-speakers of the JBL Premium 6-disc, in-dash CD changer. And when you arrive at your destination, the Solara Coupe or Convertible SLE V6's fog lamps, rear spoiler and 17" aluminum alloy wheels will make your entrance for you. Whether it's a short evening drive to the theatre or a summer day's journey on a winding highway, the Solara Coupe or Convertible makes a wonderful travelling companion. Pure pleasure.

<sup>1</sup> Maximum output.

*Preceding spread: Solara Convertible SLE V6 shown in Absolutely Red.*



*Above right: The Solara Coupe or Convertible SLE V6*

*leather interior shown in Dark Stone.*

*Right: The Solara Coupe or Convertible SLE V6*

*instrumentation.*









**BRING IT ON.** If you want a passive driving experience, keep looking. But if the idea of aluminum sport pedals<sup>1</sup> connecting you to 225 hp gets you going, this is your car. You're looking at the Solara Coupe or Convertible SE V6. Its leather-wrapped shifter joins you to a race-car-inspired, 5-speed sequential automatic transmission. And the leather-wrapped steering wheel and brake handle conspire with dark grey sports fabric and metallic trim for a serious mood. Solara SE V6 – available in Coupe and Convertible. Or take on your day with the all new Solara Coupe SE. Its standard cruise control and air conditioning let you tick off the miles with ease. So tap the steering-wheel-mounted audio controls and tell the

<sup>1</sup> Coupe SE V6 only. 6-speaker, AM/FM CD audio system to spin some driving music.



Above: Solara Coupe SE V6 with Sport Package interior shown in Dark Grey. Right: Solara Convertible SE V6 shown in Absolutely Red.

Preceding spread: Solara Coupe SE V6 with Sport Package shown in Absolutely Red.



**PERFORMANCE AND SAFETY.** Start with the silky-smooth 157 hp, 16-valve VVT-i engine – with the option of the 3.3 Litre 225 hp, VVT-i V6 engine that provides effortless passing with the 5-speed sequential automatic transmission. And with the Solara's Advanced Airbag System, front head/side curtain airbags<sup>1</sup> and standard Antilock Braking System (ABS), we have you covered.

<sup>1</sup> Coupe SLE V6 only.

#### SOLARA SAFETY FEATURES

- Dual-stage driver and front passenger airbag Supplemental Restraint System (SRS)
- Front seat-mounted side airbag Supplemental Restraint System (SRS)
- Front head/side curtain airbag Supplemental Restraint System (SRS)<sup>1</sup>
- Front passenger airbag occupancy classification indicator
- Antilock Braking System (ABS)
- 3-point seatbelts in all seating positions
- Front seatbelt pre-tensioners with force limiters
- Emergency Locking Retractor (ELR) on driver's belt, Automatic/Emergency Locking Retractors (A/ELR) on other seatbelts
- Trunk entrapment release
- Hood hold-down hooks
- Front and rear energy-absorbing crumple zones
- Soft upper interior trim
- Side-impact door beams
- 8-km/h front and rear bumpers

**DRESS IT UP. DRIVE IT OUT.** Make your statement. Your new Toyota Solara Coupe or Convertible can very easily become a reflection of your personality and lifestyle. All you have to do is select which of the Toyota Accessories you'd like to add to your Solara to make it truly yours. Your Toyota Dealer will gladly assist you in customizing your new vehicle. To find the Toyota Dealer nearest you, go to [toyota.ca](http://toyota.ca) or call 1-888-TOYOTA-8.



Moonroof wind deflector

Hood deflector

Cargo net

Enhance the look and functionality of your new Solara Coupe or Convertible

by choosing from the following list of Accessories:

- All-season mats
- Ashtray • Block heater
- Cargo box • Emblem kit
- Glass breakage sensor
- Licence plate cover
- Security system
- Splash guards

Solara Coupe SLE V6 all dressed up with hood deflector and moonroof wind deflector.


**2006 SOLARA COLOURS**



3P0 Absolutely Red<sup>2,3,4,5,6</sup>



071 Arctic Frost Pearl<sup>1,3,4,5,6</sup>



4Q2 Frosted Mink Pearl<sup>1,4</sup>



1C8 Titanium Metallic<sup>2,3,6</sup>

<sup>1</sup> Ivory Fabric – Coupe SE

<sup>2</sup> Dark Stone Fabric

– Coupe SE

<sup>3</sup> Dark Grey Fabric

– Coupe SE V6 Sport Package,

Convertible SE V6

<sup>4</sup> Ivory Leather – Coupe SLE V6

<sup>5</sup> Ivory Leather/Tan Canvas

– Convertible SLE V6


<sup>6</sup> Dark Stone Leather

– Coupe SLE V6 or


Dark Stone Leather/

Black Canvas


– Convertible SLE V6



8R9 Oceanus Pearl<sup>1,4</sup>



8Q5 Cosmic Blue Metallic<sup>2,3,6</sup>



202 Black<sup>2,3,4,5,6</sup>

**NEW VEHICLE WARRANTY SUMMARY**

*No Deductibles – No Transfer Fees*

**Comprehensive Coverage - 3 years or 60,000 km**

This warranty includes 24 hour Roadside Assistance and other benefits, as well as coverage of repairs on any part of the vehicle that is defective in material or workmanship under normal use and maintenance. Different warranties apply to original tires.

**Powertrain Components - 5 years or 100,000 km**

This warranty covers repairs to powertrain components that are defective in material or workmanship under normal use and maintenance.

**Major Emission Control Components - 8 years or 130,000 km**

This warranty covers repairs to specified major emission components that are defective in material or workmanship under normal use and maintenance.

**Corrosion Perforation - 5 years unlimited distance**

Any sheet metal found, under normal use, to have developed a perforation from corrosion due to defects in material or workmanship.

**VEHICLE COVERAGE**

**ECP™** With Extra Care Protection you receive inflation protected coverage from mechanical failures, road emergencies, and much more. EXTRA CARE PROTECTION It's the most affordable way to guarantee your peace of mind. Consult your Toyota Dealer for details.

**TOYOTA EXPERIENCE** Toyota Dealers The part you can't replace are dedicated to making the experience of owning a Toyota both satisfying and rewarding. Our highly skilled, Toyota-trained technicians are here to make sure you enjoy many years of trouble-free driving. "That new Toyota feeling - we help you keep it."

**TOYOTA FINANCIAL SERVICES** If you're looking at leasing or financing, we're here to help. We provide competitive interest rates, flexible terms, and an easy online pre-approval process. The toughest decision should be choosing which Toyota you want. Visit us at [www.toyotafinancialservices.ca](http://www.toyotafinancialservices.ca).

Toyota Canada and its Dealers are proud sponsors of Canadian Special Olympics.





2006 SOLARA

FEATURES

SOLARA	Coupe SE	Coupe SE V6	Convertible SE V6	Convertible SLE V6
<b>INTERIOR:</b>				
• AM/FM/CD Player, 6-Speakers, Steering Wheel Audio Controls, Glass-Imprinted Antenna	•			
• JBL AM/FM/Cassette/CD Changer, 6-Speakers, Steering Wheel Audio Controls, Diversity Antenna, Glass-Imprinted Antenna	•		•	
• JBL AM/FM/Cassette/CD Changer, 6-Speakers, Rear Subwoofer, Steering Wheel Audio Controls, Pole Antenna			•	•
• Air Conditioning, Cabin Air Filter, Rear Seat Heater Ducts	•	•		
• Air Conditioning w/Automatic Climate Control, Cabin Air Filter, Soft-Touch Heater Controls, Rear Seat Heater Ducts			•	•
• Premium Fabric Seat Material	•			
• Sport Fabric Seat Material		•	•	
• Leather Seat Surfaces				•
• Driver Seat Lumbar Support (Power), Recline, Vertical, Headrest-Vertical Adjustments	•			
• Driver Seat Recline (Power), Lumbar Support (Power), Vertical (Power), Fore/Aft (Power), Headrest-Vertical Adjustments		•	•	•
• Heated Driver & Front Passenger Seats			•	•
• Front Passenger Seat Recline, Headrest-Vertical Adjustments	•	•	•	•
• 60/40 Split Rear Bench Seat w/Fold-Down Seat Back, Headrest-Vertical Adjustments, Rear Security Lock	•			
• Fixed Rear Bench Seat w/Headrests			•	•
• Power Door Locks	•	•	•	•
• Power Auto Door Lock w/Shifter Activation	•	•	•	•
• Power Windows w/Driver Auto Up/Down	•	•		
• Power Windows w/Driver Auto Down & Rear Quarter Glass Windows			•	•
• Driver & Front Passenger Window Jam Protection	•	•	•	•
• Tachometer, Water Temperature Gauge, Outside Temperature Gauge, Dual Trip Odometer, Multi-Information Display, Digital Compass	•	•	•	•
• Dual Illuminated Vanity Mirrors, Electrochromic Rear View Mirror	•	•	•	•
• 3-Spoke Tilt Telescopic Steering Wheel	•	•	•	•
• Leather-Wrapped Steering Wheel & Shift Knob		•	•	•
• Chrome Inner Door Handles			•	•
• Aluminum Sport Pedals w/Rubber Inserts		•		
• Metallic Dash Accents	•	•		
• Simulated Woodgrain Trim			•	•
• Interior Trunk/Cargo Access	•	•		
• Carpeting, Carpet Floor Mats	•	•	•	•

• - Standard

\* Airbag Notice: The 2006 Solara features a driver & front passenger airbag Supplemental Restraint System (SRS) which activates only in a full-frontal collision of sufficient magnitude to inflate the bags. In moderate frontal collisions, the airbags may not inflate; in a rear or side collision the airbags are designed not to inflate, so the primary protection is provided by the lap and shoulder belt system. The 2006 Solara also features a Front Seat-Mounted Side Airbag and Front Head/Side Curtain Airbag (Coupe SLE V6 only) Supplemental Restraint System (SRS) which activates only in a side-impact collision of sufficient magnitude to inflate the bags. *Seatbelts must be worn at all times by all occupants.*

SOLARA	Coupe SE	Coupe SE V6	Convertible SE V6	Convertible SLE V6
<b>CONVENIENCE:</b>				
• Cruise Control	•	•	•	•
• Digital Clock	•	•	•	•
• Cargo Lamp, Glove Box Interior Lamp, Map Lamps	•	•	•	•
• Front Centre Console Box w/Lid	•	•	•	•
• Overhead Sunglass Storage	•	•		
• Integrated Garage Door Opener			•	•
• Driver & Front Passenger Seat Back Pockets	•	•	•	•
• Door Map Pockets	•	•	•	•
• Front & Rear Cup Holders	•	•	•	•
• Cargo Net			•	•
• Coat Hooks	•	•		
• Retained Accessory Power	•	•	•	•
• Accessory Power Outlets	•	•	•	•
• Key Lockout Protection	•	•	•	•
• Keyless Entry, Illuminated Entry w/Fadeout	•	•	•	•
<b>SAFETY:</b>				
• Dual-Stage Driver & Front Passenger Airbag Supplemental Restraint System (SRS)*	•	•	•	•
• Front Seat-Mounted Side Airbags (SRS)*	•	•	•	•
• Front Head/Side Curtain Airbags (SRS)*			•	
• Front Passenger Airbag Occupancy Classification Indicator	•	•	•	•
• Front Seatbelt Pre-Tensioners & Force Limiters	•	•	•	•
• All-Position 3-Point Lap & Shoulder Belts	•	•	•	•
• Anchor Points for Child Restraint Seats	•	•	•	•
• Engine Immobilizer	•	•	•	•
• Anti-Theft System			•	•
• Assist Grips	•	•		
• Trunk Entrapment Release	•	•	•	•
• Remote Trunk Release, Remote Fuel Lid Release	•	•	•	•
• Fuel Cap Hanger	•	•	•	•
• Glove Box Lock	•	•	•	•
• Low Engine Oil Level, Low Fuel, Low Washer Fluid, Door Ajar, Driver & Front Passenger Seatbelt Warning Indicators	•	•	•	•
• Tire Pressure Monitoring System	•	•	•	•
<b>EXTERIOR:</b>				
• 16" Aluminum Alloy Wheels	•			
• 17" Aluminum Alloy Wheels		•	•	•
• Electric Rear Window Defroster w/Timer	•	•	•	•
• High Solar Energy Absorbing Tinted Window Glass	•	•	•	•
• Power Tilt & Sliding Moonroof w/Sunshade		•	•	
• Power Retractable Convertible Roof			•	•
• Coloured Bumpers, Mirrors, Door Handles, Chrome Tail Pipe	•	•	•	•
• Coloured Full Skirt Package			•	
• Coloured Rear Spoiler		•	•	•
• Dual, Heated, Power Remote-Control Mirrors, Electrochromic Driver Side Mirror	•	•	•	•
• Variable Intermittent Wipers	•	•	•	•
• Halogen Headlamps, Automatic Headlamp Control System	•	•	•	•
• Fog Lamps	•	•	•	•

SOLARA	Coupe SE	Coupe SE V6	Convertible SE V6	Convertible SLE V6
<b>MECHANICAL</b>				
<b>Engine</b>	• 2.4 Litre, 4-Cylinder, DOHC, 16-Valve, Variable Valve Timing w/Intelligence (VVT-i), Sequential Multiport Electronic Fuel Injection	•		
	• 3.3 Litre, V6, DOHC, 24-Valve, Variable Valve Timing w/Intelligence (VVT-i), Sequential Multiport Electronic Fuel Injection, Variable Induction System		•	•
<b>Compression Ratio</b>	• 9.6:1	•	•	•
	• 10.8:1	•	•	•
<b>Horsepower</b>	• 157 hp (117 kW) @ 5600 rpm	•	•	•
	• 225 hp (168 kW) @ 5600 rpm	•	•	•
<b>Torque</b>	• 162 lb.ft.(220 N.m.) @ 4000 rpm	•	•	•
	• 240 lb.ft (325 N.m.) @ 3600 rpm	•	•	•
<b>Suspension</b>	• <b>Front:</b> Independent, MacPherson Gas Struts, Front Strut Tower Bar, Coil Springs, Stabilizer Bar	•	•	•
	• <b>Rear:</b> Independent, Dual Link, Coil Springs, Stabilizer Bar	•	•	•
	• Sport Suspension	•		
<b>Drivetrain</b>	• Front Engine/Front-Wheel Drive	•	•	•
	• Vehicle Stability Control (VSC), Traction Control (TRAC)		•	•
<b>Transmission</b>	• 5-Speed, Automatic, ECT, Overdrive, Sequential Multi-Mode Shifter, Lock-Up Torque Converter, Transmission Cooler	•	•	•
<b>Brakes</b>	• Power-Assisted, Antilock Braking System (ABS), Electronic Brake force Distribution (EBD), Front Ventilated Discs, Rear Discs	•	•	•
	• Brake Assist (BA)		•	•
<b>Steering</b>	• Progressive Rate Power Steering, Rack & Pinion	•	•	•
<b>Tires</b>	• P215/60R16, All-Season Radials, Full Size Spare Tire w/Steel Wheel	•		
	• P215/55R17, All-Season Radials, Full Size Spare Tire w/Alloy Wheel	•	•	•

• - Standard

2006 SOLARA

SPECIFICATIONS

SOLARA	Coupe SE	Coupe SE V6	Convertible SE V6	Convertible SLE V6
<b>DIMENSIONS</b> <i>mm (in.)</i>				
<b>Length</b>	4890 (192.5)	•	•	•
<b>Width</b>	1815 (71.5)	•	•	•
<b>Height (Unloaded)</b>	1425 (56.1) 1435 (56.5)	•	•	•
<b>Wheelbase</b>	2720 (107.0)	•	•	•
<b>Tread</b>	<b>Front:</b> 1545 (60.8) <b>Rear:</b> 1535 (60.4)	•	•	•
	<b>Front:</b> 1549 (61.0) <b>Rear:</b> 1535 (60.4)		•	•
<b>Seating Capacity</b>	5 4	•	•	•
<b>Ground Clearance</b>	140 (5.5) 150 (5.9) 135 (5.3)	•		•
<b>Headroom</b>	<b>Front:</b> 965 (38.0) <b>Rear:</b> 925 (36.4)	•	•	•
	<b>Front:</b> 978 (38.5) <b>Rear:</b> 978 (38.5)		•	•
<b>Legroom</b>	<b>Front:</b> 1068 (42.0) <b>Rear:</b> 900 (35.4)	•	•	•
	<b>Front:</b> 1068 (42.0) <b>Rear:</b> 889 (35.0)		•	•
<b>Shoulder Room</b>	<b>Front:</b> 1425 (56.1) <b>Rear:</b> 1365 (53.7)	•	•	•
	<b>Front:</b> 1425 (56.1) <b>Rear:</b> 1200 (47.2)		•	•
<b>GROSS VEHICLE WEIGHT</b> <i>kg (lb)</i>				
	1920 (4233) 2015 (4442)	•	•	•
<b>CURB WEIGHT</b> <i>kg (lb)</i>				
	1465 (3230) 1550 (3417) 1560 (3439) 1610 (3549) 1625 (3582)	•	•	•
<b>CARGO CAPACITY</b>	<i>m<sup>3</sup> (cu.ft.)</i>	•	•	•
	0.39 (13.8) 0.33 (11.7)		•	•
<b>COEFFICIENT OF DRAG</b>	<i>cd</i>	•	•	•
	0.29		•	•
<b>FUEL CAPACITY</b>	<i>litres (gal)</i>	•	•	•
	70 (15.4)		•	•
<b>FUEL CONSUMPTION RATING**</b>				
	<i>L / 100 km</i> <i>mpg</i>			
City/Highway	10.0/6.5     28/43 11.5/7.3     25/39 11.6/7.6     24/37	•	•	•

\*\* These estimates are based on the Government of Canada's approved criteria and testing methods. The actual fuel consumption of this vehicle may vary. Refer to the Government of Canada publication *EnerGuide Fuel Consumption Guide*.

**Toyota Canada Inc.**  
Every effort has been made to ensure the specifications and equipment shown are accurate based on information available at time of printing. In some cases, certain changes in standard equipment, options or product delays may occur which would not be reflected in this brochure. Toyota Canada Inc. reserves the right to make these changes without notice or obligation. The Toyota website [toyota.ca](http://toyota.ca) – or your Toyota Dealer is your best source for up-to-date information.





YARIS



ECHO SEDAN



COROLLA



MATRIX



PRIUS HYBRID



CAMRY



SOLARA COUPE & CONVERTIBLE



AVALON



SIENNA



RAV4



HIGHLANDER



4RUNNER



SEQUOIA



TACOMA



TUNDRA

Toyota Canada, in partnership with the Canadian Tourism Commission, has developed a national program to promote tourism within Canada. "GET GOING CANADA" encourages Canadians to drive Canada, see its wonders, and demonstrates our pride in and dedication to "The World's Greatest Country".

For more information on Toyota vehicles, please visit your local Dealer or [toyota.ca](http://toyota.ca).



Toyota recognizes its duty to safeguard the environment. To support this concern, our brochure is printed on recycled paper with vegetable-based inks to be fully recyclable. PRINTED IN CANADA C0002-0516E-25 15M/18M