



SX4 Hatchback



SX4 Sedan



Grand Vitara



The All New Kizashi

kizashi.ca

SX4

HATCHBACK

2010



Way of Life!

suzuki.ca



Way of Life!

Active Ingredient: You

Each day holds new possibilities, how you enjoy them is up to you. You are resourceful, environmentally conscious, connected with nature, and you are always up for exploring the world around you. The SX4 was made for this part of you.

SX4 Hatchback - Sporty, energetic, and versatile - for a wide range of road types and conditions.*

*AWD model available.



European model shown with available accessories.



European model shown with available accessories.

The Best of Both Worlds

The Suzuki SX4 Hatchback seamlessly blends the functionality and versatility of an SUV with the fuel economy and sporty performance of a hatchback. This is in part thanks to the available Intelligent All Wheel drive (iAWD) innovative technology that allows drivers to select AWD or 2WD with the flip of a switch.

In 2009 the SX4 Hatchback was the most fuel efficient AWD in Canada^A, and now with the introduction of variable valve timing, plus your choice of a new 6 speed manual transmission or the new automatic continuously variable transmission (CVT), the 2010 SX4 promises to be even more fuel efficient and more fun to drive!

Then, when you add on Suzuki's list of unique and standard features, the result is a friendly designed crossover that offers drivers the perfect mix of driving adventure and practicality.



SX4 HATCHBACK

- Most fuel efficient AWD in Canada^A
- Fun to drive European tuned sport suspension
- Surprisingly loaded with standard features
- Unique design combines sporty performance with SUV versatility



Where the Advantage Begins

Grip the wheel and feel SX4 connecting you with the road. Allow your driving instincts to take full control and go explore uncharted territory of driving excitement. The spacious, bright and comfortable cockpit offers you an intuitively ergonomic layout. It is styled specifically for your driving enjoyment, putting lots of convenient features within your reach. Once you experience the SX4 Hatchback, your cares will be left sitting on the curb.



Illuminated Information cluster and panel
Blue and red lights integrate your driving space to conveniently reveal not only your speed but also the outside temperature, fuel consumption and fuel range remaining.

Air conditioning comes standard in all models
Step up to the JLX or Aero model and you have automatic climate control dials conveniently located for both the driver and front passenger, making it easy to adjust interior conditions exactly to your liking.



i-AWD switch
With Intelligent AWD technology the driver is able to select 2WD, Auto or AWD Lock at the flip of a switch. It's your choice!
Note: Standard on AWD models.

Unique side windows and Large side mirrors
For a brighter and better view of the road, the added side windows and large side mirrors allow you to see more around you and feel more connected to the outdoors.



Power windows, mirrors and locks
These master controls all come standard and are simply located on the driver's door.

Leather wrapped steering wheel with illuminated audio controls
A set of audio controls is built directly into the steering wheel, making it simple to fine-tune your listening environment without taking your eyes off the road.
Note: Not available on base model.

Elevated seating
SX4 features an elevated seat position for both front and rear occupants. This provides the driver with a high-visibility vantage point for added safety and manoeuvrability, while all occupants can enjoy the enhanced visibility, comfort and ease of entry and exit.

CVT with manumatic control and available paddle shifters
The optional continuously variable transmission (CVT) delivers smooth and efficient transitions for a comfortable, more fuel efficient performance. Completing the experience on JLX and Aero models, paddle shifters are built directly into the steering wheel, allowing you to change gears without a moment's hesitation.



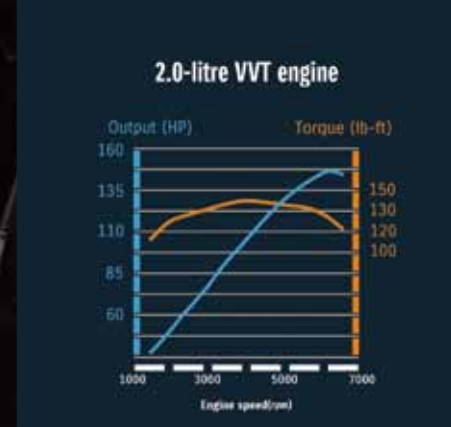
Six-speed manual transmission
The six-speed manual transmission is specifically designed to take advantage of the engine's torque potential. The sixth gear is a second overdrive for smooth and efficient highway cruising.

SmartPass™ keyless entry and start system
This impressive Smartpass system lets you lock or unlock the vehicle doors, at the press of a door handle button. Also, it lets you start the vehicle by turning the keyless ignition - all while your keys stay in your pocket or purse. Available on JLX and Aero models.



Excitement Within Reach

With the power to make driving on city streets and open highways smooth, the SX4 Hatchback and AWD Hatchback offers uncompromising driving excitement that will never leave you short of energy. When the road throws you a curve, the tight, sporty handling response and road gripping traction of SX4 are ready to take it in stride. With a crossover design that fits almost any environment, it will make getting there so much fun that you may just decide to skip your destination!



2.0-litre 16-valve DOHC VVT
The SX4's powertrain delivers high-energy excitement from the moment you start the ignition. At low ranges the variable valve timing (VVT) puts out ample torque for immediate responsiveness and quick acceleration that never feels sluggish. As the rev rate increases, the timing instantly switches over to enable more effective fuel combustion and efficiency, putting an impressive 150HP of power at your command for highway cruising that feels sure and relaxed.




European model shown with available accessories.



*i-AWD switchable three mode driving

Because life goes on beyond the highway, SX4 allows drivers to select from three driving modes for all-road enjoyment, all available at the press of a switch.



2WD

The 2WD mode transmits power primarily to the front wheels, providing a drive that's quiet, fuel-efficient and perfect for dry pavement conditions.



Auto mode

When slippage is detected, AWD comes on automatically. For the rougher roads, snow, or rain conditions that can occur during everyday driving, the AWD Auto mode provides superior traction, with rear torque automatically increasing when front wheel-slip is detected.



Lock (AWD)

In slippery mud or snow, the AWD Lock mode provides constant torque to both axles, for easier manoeuvrability in low-traction conditions. At speeds over 60km/h the system automatically switches to, and remains in, AWD Auto Mode.

* i-AWD is optional on JX and standard on J LX Hatchback models.



Space Travelers

Every journey is better when taken with friends, and the SX4 Hatchback makes the ride as satisfying for passengers as it is for you. With its spacious cabin, comfortable seats, bright, panoramic view and thoughtful amenities throughout, the kilometres will breeze by. The only challenge will be choosing a destination they'll enjoy as much as getting there!

Luggage room

The 60:40-split rear seats fold down to allow larger items to be stowed in the back while still providing space for two occupants. Folding down both of the rear seats creates a convenient space leaving up to 625 litres for you to fill.



Always Looking Out for You

The excitement of the drive just isn't as satisfying without peace of mind. This is why SX4 features an array of safety systems always looking out for you. From the moment it left the drawing board, SX4 has been designed for safety, from its rigid body construction to its computerised active control systems. With the confidence that comes with being ready for the unexpected, exploring the world around you just became a lot more inviting.



Seatbelts

The front seats are equipped with three-point ELR seatbelts with pretensioners and force limiters for enhanced safety in the event of an accident. The rear seats feature right and left three-point ELR seatbelts and a centre two-point lapbelt, and are equipped with two child seat anchorages.[†]

Safety-engineered body

The SX4 body combines a rigid frame that directs collision energy around the cabin and away from occupants, and numerous crumple zones that help to absorb and dissipate collision energy before it can reach the interior. This design is further enhanced by side impact door beams, reconfigured side members, and other reinforcements throughout.



Note: The SRS airbags are shown inflated for descriptive purposes.



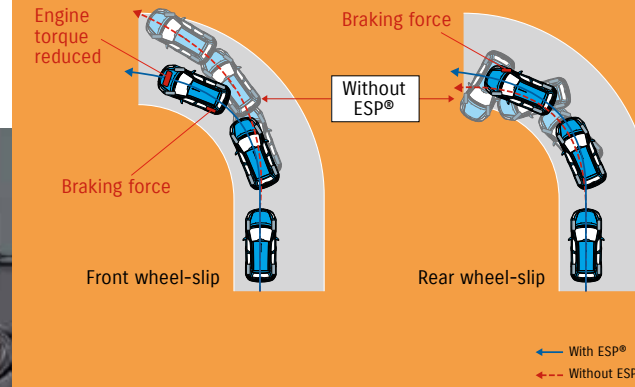
4 wheel disc brakes with ABS

Available 4 wheel disc brakes add to the standard anti-lock brakes (ABS) with brake assist and electronic brake-force distribution (EBD) functions, providing yet another level of safety.

Note: Not available on base model.

Preventive measures

SX4 is designed to provide the driver with ample visibility to all sides by elevating the driver's seat position and minimising blind spots with added front windows and large side view mirrors. A six-airbag system combining SRS front, side and curtain airbags come standard to help prevent injury in the event of a collision.[†]



ESP** control system

Available on select models, ESP® (Electronic Stability Program) supplements the Suzuki SX4's inherent stability with three major functions: ABS with EBD, traction control and stability control. ESP®'s Electronic Control Unit (ECU) uses various sensors to determine and hold the cornering line, greatly increasing traction and stability control while reducing front and rear wheel-slip for enhanced safety.

**ESP is a registered trademark of Daimler AG.



European model shown with available accessories.

2010 SX4 Hatchback

Features & Specifications

5 DOOR

COMFORT	Base	JX	Aero	JLX
Power rack & pinion steering	S	S	S	S
Power windows with driver's express down	S	S	S	S
Power door locks	S	S	S	S
2-stage remote keyless entry with panic function	S	S	S	S
SmartPass™ keyless entry and start system	N/A	N/A	S	S
Air conditioning	S	S	S	S
Automatic climate control	N/A	N/A	S	S
AM/FM/CD/MP3/WMA player (4 speakers)	S	S	N/A	N/A
AM/FM/CD/MP3/WMA player (9 speakers w/subwoofer)	N/A	N/A	S	S
Leather-wrapped steering wheel with illuminated mounted audio controls	N/A	S	S	S
Tilt steering wheel	S	S	S	S
Auxiliary audio input jack	S	S	S	S
Digital clock	S	S	S	S
Speed sensing volume control	S	S	S	S
XM satellite radio ready (optional receiver & antenna required)*	S	S	S	S
Driver and front passenger seat-mounted armrests	S	S	S	S
Front MacPherson Strut and rear torsion beam suspension	S	S	S	S
INSTRUMENT PANEL				
Tachometer	S	S	S	S
Door ajar warning lamps	S	S	S	S
Seat belt reminders (driver & front passenger)	S	S	S	S
Information display (outside temperature, fuel consumption & range)	S	S	S	S
Light-off / key reminder	S	S	S	S
Low fuel warning indicator	S	S	S	S
Cruise Control	N/A	S	S	S
INTERIOR				
Centre cabin light with fade-out (3 position)	S	S	S	S
Height adjustable driver's seat	S	S	S	S
Passenger seatback pocket	S	S	S	S
Heated front seats	N/A	N/A	N/A	S
Cargo area light	S	S	S	S
Front map lights	S	S	S	S
Floor mats (front & rear)	S	S	S	S
Sun visors with vanity mirrors	S	S	S (w/extenders)	S (w/extenders)
Cup holders (2 front / 1 rear)	S	S	S	S
Bottle holders (2 front / 2 rear)	S	S	S	S
Day / night rear view mirror	S	S	S	S
Reclining front seats	S	S	S	S
Split-folding rear seatbacks (60/40)	S	S	S	S
Front/rear head restraints (2/3)	S	S	S	S
Front & rear door armrests	S	S	S	S
Assist grips (2 front / 2 rear)	S	S	S	S
Front door pockets	S	S	S	S
Accessory power outlet	S	S	S	S
Cargo area cover	S	S	S	S
Driver's footrest	S	S	S	S
Paddle shifters	N/A	N/A	S	S
EXTERIOR				
Halogen headlights	S	S	S	S
Electric rear hatch release	S	S	S	S
Wheel arch extensions	N/A	S	N/A	S
Side skirts	N/A	S	S	S
Rear Spoiler	N/A	N/A	S	N/A
Power mirrors	S	S (Heated)	S (Heated)	S (Heated)
Variable intermittent wipers	S	S	S	S
Rear window wiper/washer with fixed intermittent	S	S	S	S
Rear window defroster	S	S	S	S
Remote fuel door release	S	S	S	S
Body-coloured bumpers	S	S	S	S
Body-coloured mirrors & door handles	S	S	S	S
Roof rails				
Black	N/A	S	N/A	N/A
Black & Silver	N/A	N/A	N/A	S
Tinted glass	S	S	S	S
Fog lamps	N/A	N/A	S	S
Wheel covers	S	N/A	N/A	N/A
Aluminum alloy wheels	N/A	S (16 INCH)	S (17 INCH)	S (16 INCH)
Tires	P195/65R15	P205/60R16	P205/50R17	P205/60R16



Aero

JX

SAFETY AND SECURITY	Base	JX	Aero	JLX
Engine block heater	S	S	S	S
Intelligent All Wheel Drive (iAWD)	N/A	0	N/A	S
Dual front airbags	S	S	S	S
Front seat-mounted side airbags	S	S	S	S
Side-curtain airbags	S	S	S	S
ABS with Brake Assist and EBD (Electronic Brake-Force Distribution)	S	S	S	S
Brakes				
Front ventilated disc	S	S	S	S
Rear drum	S	N/A	N/A	N/A
Rear disc	N/A	S	S	S
ESP** (Electronic Stability Program)	N/A	0	S	S
Engine immobilizer	S	S	S	S
3-point ELR seat belts (all 5 seating positions)	S	S	S	S
Pre-tensioners for front seat belts	S	S	S	S
Centre high-mounted rear stop lamp	S	S	S	S
Childseat tether anchorage (3 rear)	S	S	S	S
ISO-FIX child safety seat provisions (2 rear)	S	S	S	S
Front seat belt shoulder height adjusters	S	S	S	S
Daytime running lights	S	S	S	S
Child-proof rear door locks	S	S	S	S
Side impact beams	S	S	S	S

**ESP is a registered trademark of Daimler AG

S: Standard 0: Optional N/A: Not Available

EXTERIOR DIMENSIONS	Base	JX & JLX & Aero
Overall length	mm (inch) 4,115 (162.0)	4,135 (162.8)
Overall width	mm (inch) 1,730 (68.1)	1,755 (69.1)
Overall height	mm (inch) 1,575 (62.0)	1,605 (63.2) Aero: 1570 (61.8)
Wheelbase	mm (inch) 2,500 (98.4)	2,500 (98.4)
Tread	mm (inch)	mm (inch)
Front	1,500 (59.1)	1,500 (59.1)
Rear	1,495 (58.9)	1,495 (58.9)
Ground clearance	mm (inch) 165 (6.5)	175 (6.9) Aero: 160 (6.5)
Minimum turning radius	m (ft) 5.3 (17.4)	5.3 (17.4)
Seating capacity	persons 5	5

INTERIOR DIMENSIONS	Base	JX & JLX & Aero
Head Room	mm (inch)	mm (inch)
Front	1,006 (39.6)	964 (38.0)
Rear	964 (38.0)	1,051 (41.4)
Leg Room	mm (inch)	mm (inch)
Front	1,051 (41.4)	924 (36.4)
Rear	924 (36.4)	1,355 (53.3)
Shoulder Room	mm (inch)	mm (inch)
Front	1,341 (52.8)	1,296 (51.0)
Rear	1,296 (51.0)	1,186 (46.7)
Hip Room	mm (inch)	mm (inch)
Front	446 (17.6)	1,226 (48.3)
Rear	1,226 (48.3)	938 (36.9)
Cargo Length	mm (inch)	mm (inch)
Behind 2nd Seat	446 (17.6)	1,226 (48.3)
2nd Seat Folded	1,226 (48.3)	938 (36.9)
Cargo Width	mm (inch) 938 (36.9)	mm (inch) 891 (35.1)
Cargo Height	mm (inch) 891 (35.1)	litres (cubic feet) 203 (7.2)
Luggage Capacity	litres (cubic feet) 203 (7.2)	

ENGINE 2.0L DOHC with variable valve timing (VVT)	Base	JX & JLX & Aero
Number of cylinders	4	4
Number of valves	16	16
Piston displacement	cc 1,995	cc 1,995
Bore x stroke	mm (inch) 84 x 90 (3.31 x 3.54)	mm (inch) 84 x 90 (3.31 x 3.54)
Compression ratio	10.2 : 1	10.2 : 1
Maximum output	hp @ rpm 150 @ 6,200	hp @ rpm 150 @ 6,200
Maximum torque	lb-ft @ rpm 140 @ 3,500	lb-ft @ rpm 140 @ 3,500
Fuel distribution	Multi Point Injection	Multi Point Injection

TRANSMISSION	Base	JX & JLX & Aero
Type	6MT	CVT w/Manumatic Control
Gear ratio		
1st	3.615	2.349
2nd	2.047	-
3rd	1.379	-
4th	1.029	-
5th	0.837	0.394
6th	0.707	-
Reverse	3.481	1.750
Final gear ratio	4.117	5.798

SUZUKI SECURE ADVANTAGE PROTECTION: We are proud to deliver each 2010 Suzuki with Suzuki Secure Advantage Protection warranty coverage at no additional cost. The Suzuki Secure Advantage Protection plan features a 5-year/100,000 kilometre Powertrain Warranty, a 3-year/50,000 kilometre New Vehicle Limited Warranty and a 5-year unlimited mileage Anti-Perforation warranty. All warranties are zero deductible and fully transferable at no cost. ROADSIDE ASSISTANCE: For added peace of mind, SUZUKI SECURE ADVANTAGE PROTECTION includes numerous roadside assistance benefits. Wherever you may be in Canada or the continental United States, should you require roadside service for towing due to collision or mechanical problems, battery boost, if you have run out of fuel, or locked your keys in your car, have a flat tire or require winching or extrication to get you back on the road, Suzuki Secure Advantage Roadside Assistance has you covered. At no additional cost to you. Just call our toll-free number and a bilingual Suzuki Secure Advantage Roadside Assistance counsellor will help you on your way, 24 hours/day, 365 days/year. This plan also features Trip Interruption benefits so if you are more than 100 kilometres from home and your vehicle is undrivable for any reason, you can make alternate arrangements and request reimbursement for expenses incurred within 3 days and up to \$300. Suzuki Secure Advantage Roadside Assistance covers your 2010 Suzuki for 3 years with no mileage limitations. SUZUKI PROTECTION PLAN: Should you plan to drive your new Suzuki farther or longer than the coverage provided by the Suzuki New Vehicle Limited Warranty, the Suzuki Protection Plan will be of special interest to you. Suzuki Protection Plan provides you with the ability to enhance and extend coverage already provided by the new vehicle limited warranty. Suzuki Protection Plan offers you affordable, cost-effective peace of mind in the event of unexpected mechanical failure or other roadside emergencies for up to 7 years or 140,000 kilometres. Suzuki Protection Plan offers a vast choice of coverage levels, terms and deductibles allowing you to select the specific plan best suited to your ownership requirements. Ask your Suzuki dealer for a complete explanation of the benefits, coverages, limitations and exclusions of Suzuki Protection Plan, to better assist you in choosing the coverage that best suits your needs.

*Based on Fuel Consumption Guide ratings published by Natural Resources Canada. Your actual fuel consumption may vary. Fuel economy estimates are determined by using Transport Canada approved testing methods. Specifications and equipment based on information available at time of printing and subject to change without notice, and may differ in each sales area. Some vehicles shown with optional equipment.

†To avoid injury from an inflating airbag always place children twelve years old and under in the rear seat. Always move both driver and passenger seats as far back from airbags as practical; never transport a child in a rear-facing seat in the front seat. Always use the seat belts and buckle up properly. DRIVE RESPONSIBLY. BUCKLE UP FOR SAFETY—DON'T DRINK AND DRIVE.

The Suzuki Logo, Suzuki, Grand Vitara, SX4, Swift+, Kizashi and Equator are registered trademarks of Suzuki Motor Corporation of Japan. All other trademarks and copyrights are the property of their respective owners.

*XM Radio: Required XM® tuner and subscription sold separately. Subscriptions subject to customer agreement available at xmradio.com. The XM name is a registered trademark of XM Satellite Radio, Inc. ©2009 September, Suzuki Canada Inc.

WEIGHTS	Base	JX & JLX & Aero	FWD	AWD
Curb weight (min.)	kg (lbs) 6MT	1,246 (2,748)	1,316 (2,902)	
CVT	Base: 1,291 (2,847)	JX: 1,306 (2,880)	1,356 (2,990)	
Aero/JLX: 1,325 (2,923)	1,357 (2,993)			
Gross vehicle weight	kg (lbs) 6MT/CVT	Base: 1,721 (3,795)	JX: 1,731 (3,817)	1,781 (3,927)
Aero/JLX: 1,750 (3,860)	1,782 (3,930)			
FUEL CONSUMPTION	Base	JX & JLX & Aero	FWD	AWD
Fuel tank capacity	litres 50	litres 45		
Fuel economy	L/100 km (mpg) 6MT	Base: 9.1/6.3 (31/45)	9.3/6.6 (30/42)	
CVT	Base: 8.2/6.4 (34/44)	8.9/6.9 (31/41)		
City/Highway	Aero/JX: 8.8/6.7 (32/42)			

EXTERIOR/INTERIOR COLOURS



Quicksilver Metallic	Midnight Black Metallic	Ultramarine Blue Pearl ^{††}
Interior: Dark Grey Base, JX, Aero and JLX	Interior: Dark Grey Base, JX, Aero and JLX	Interior: Dark Grey JX, Aero and JLX



Copper Pearl Metallic ^{††}	Snowflake White Metallic	Mineral Grey Metallic ^{††}
Interior: Dark Grey JX, Aero and JLX	Interior: Dark Grey Base, JX, Aero and JLX	Interior: Dark Grey JX, Aero and JLX

^{††}Colour not available on JX model with optional ESP. Colours shown may vary from actual colours. For more details on 2010 options, accessories and specifications, contact your local Suzuki dealer.