



SX4 Hatchback



SX4 Sedan



Grand Vitara



The All New Kizashi

kizashi.ca

SX4

SEDAN

20
10



Way of Life!

suzuki.ca

40010-SX4SN-ENG



Way of Life!

The Journey of a Lifetime

Once the goal is in sight, there are those who rush to the first opportunity, and those who take the time to select the right path. Never one to waste time showing off, you still know the importance of setting yourself apart. This makes the SX4 Sedan the perfect complement to the way you choose to live your life. As smart as it is stylish, the SX4 Sedan understands that enjoying the ride is as important as the final destination.

SX4 Sedan - Japanese quality, European drive and handling, North American spaciousness.



SX4 Sport model shown.

The Attraction is Natural

The 2010 Suzuki SX4 Sedan is ready to prove it has what it takes. Made clear from the moment you lay eyes on the smooth European styling, it has a look all of its own. Have a seat in the well-appointed interior that boasts the largest trunk space in its class*. Combine this with the sheer driving experience that only a highly responsive European tuned sport suspension can deliver. Now with the introduction of variable valve timing (VVT), plus your choice of a new 6 speed manual transmission or the new automatic continuously variable transmission (CVT), the 2010 SX4 Sedan promises to be even more fuel efficient and fun to drive! And let's not forget, all of these built in features, plus more unique ones are made available at a price that won't break the bank. The end result is an impressive vehicle that defines success, and more importantly, allows you to do the same.



SX4 Sport model shown.

2010 SX4 SEDAN

- Largest trunk space in its class*
- Fun to drive European tuned sport suspension
- Surprisingly loaded with standard features
- Improved fuel efficiency



SX4 Sport model shown.

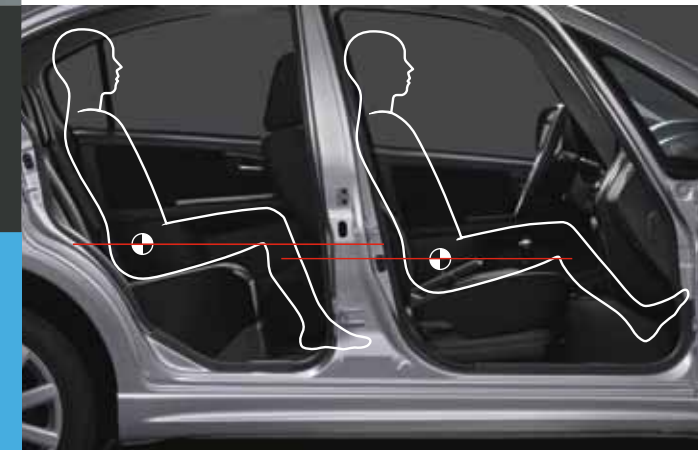
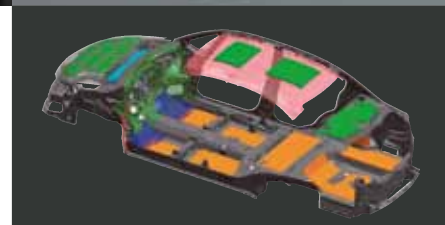
Where the Advantage Begins

From the outside, the SX4 Sedan continues to exceed expectations. With smooth curves and sleek, sophisticated styling, it gets the looks. Compact and manoeuvrable enough to navigate narrow spaces, it makes parking and getting around the city a breeze, while still being spacious enough to carry all you need for a day out or a weekend getaway. Wherever your travels may take you, the SX4 Sedan invites all passengers to experience a ride in thoughtful refined comfort.



SmartPass™ keyless entry and start system
The impressive Smartpass system lets you lock or unlock the vehicle doors, at the press of a door handle button. Also, it lets you start the vehicle by turning the keyless ignition - all while your keys stay in your pocket or purse. Available on the Sport model.

Vibration and noise reduction
For a more pleasant ride, sound-insulating materials have been used throughout the body, while the entire vehicle has been designed to reduce spaces between surfaces and other sources of vibration. Together, these measures provide a significantly smoother, quieter ride.



Largest trunk in its class*
The SX4 Sedan's large trunk space provides 439 litres for you to fill. With the addition of the convenient pass-through design and 60/40 fold down seats your way of life is no challenge for the SX4 Sedan!



Unique side windows and large side mirrors
For a brighter and better view of the road, the added side windows and large side mirrors allow you to see more around you and feel more connected to the outdoors.

Leather wrapped steering wheel with illuminated audio controls
A set of audio controls is built directly into the steering wheel, making it simple to fine-tune your listening environment without taking your eyes off the road.
Note: Not available on base model.



Air conditioning comes standard in all models
Step up to the Sport model and you have automatic climate control dials conveniently located for both the driver and front passenger, making it easy to adjust interior conditions exactly to your liking.



Power windows, mirrors and locks
These master controls all come standard and are simply located on the driver's door.

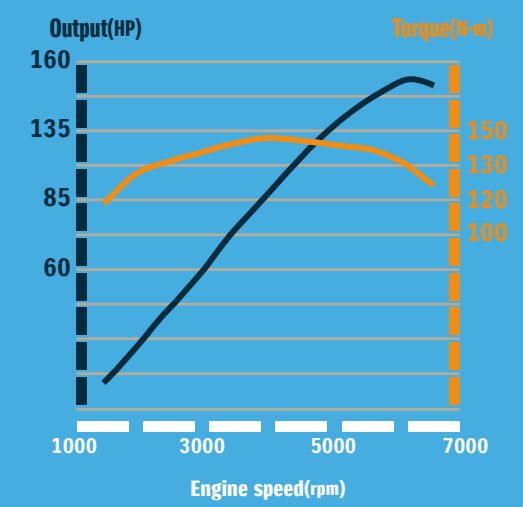
Elevated seating
SX4 Sedan features an elevated seating position for both front and rear occupants. This provides the driver with a high-visibility vantage point for added safety and manoeuvrability, while all occupants can enjoy the enhanced visibility, comfort and ease of entry and exit.



SX4 Sport model shown.

2.0-litre 16-valve DOHC VVT
 The SX4 Sedan's powertrain delivers high-energy excitement from the moment you start the ignition. At low ranges the VVT puts out ample torque for immediate responsiveness and quick acceleration that never feels sluggish. As the rev rate increases, the valve timing continuously varies to enable more effective fuel combustion and efficiency, putting an impressive 150HP of power at your command for highway cruising that feels sure and relaxed.

2.0-litre VVT engine



The Power to Excite

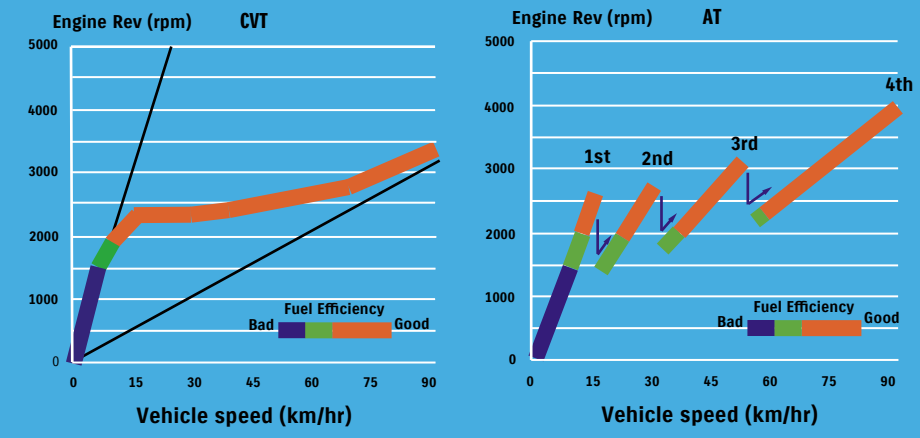
Comfort, style and spaciousness are all attractive, but the true soul of a car lies beneath the surface. With a fuel efficient engine designed for energetic performance the SX4 Sedan balances ample power with environmental consciousness. Far from being all work and no play, it offers a sporty European driving feel with quick and responsive handling for a ride that's as full of life as you are.

Rigid body, responsive suspension

The body of the SX4 Sedan employs a highly rigid design for more predictable handling and enhanced cornering performance. For better control even when conditions turn rough, the independent front MacPherson strut and rear torsion beam suspension provide linear handling response for a smooth, safe and comfortable ride.



Fuel Efficiency Comparison



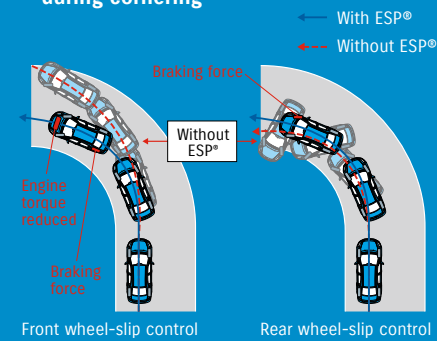
Note: The actual rpm may differ from graphs shown above

CVT with manumatic control and available paddle shifters
 The optional continuously variable transmission (CVT) delivers smooth and efficient transitions for a comfortable, more fuel efficient performance. Completing the experience on the Sport model, paddle shifters are built directly into the steering wheel, allowing you to change gears without a moment's hesitation.

Six-speed manual transmission
 The six-speed manual transmission is specifically designed to take advantage of the engine's torque potential. The sixth gear is a second overdrive for smooth and efficient highway cruising.



Stability control function of ESP®* during cornering



Active safety systems are keeping watch

The SX4 Sedan features a host of active safety systems to reduce the risk of control loss. The anti-lock braking system (ABS) prevents wheel lock, allowing you to steer around obstacles while braking. Electronic brake-force distribution (EBD) varies distribution of braking power to reduce stopping distances when carrying passengers or luggage. The available ESP®** (Electronic Stability Program) combines ABS with EBD, traction control and stability control to continuously monitor vehicle conditions and adjust braking and engine output to proactively reduce understeer and oversteer.

**ESP is a registered trademark of Daimler AG.



Note: The SRS airbags are shown inflated for descriptive purposes.

4 wheel disc brakes with ABS

Available 4 wheel disc brakes (Sport model) add to the standard anti-lock brakes (ABS) with brake assist and electronic brake-force distribution (EBD) functions, providing yet another level of safety.



Preventive measures

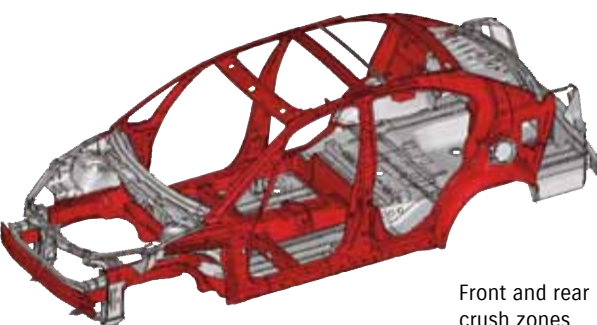
SX4 Sedan is designed to provide the driver with ample visibility to all sides by elevating the driver's seat position and minimising blind spots with added front windows and large side view mirrors. A six-airbag system combining SRS front, side and curtain airbags come standard to help prevent injury in the event of a collision.†

Ready for the Unexpected

Behind the wheel, most drivers aren't thinking about safety systems. For Suzuki, however, safety design begins right from the drawing board. The SX4 Sedan's active and passive safety systems are continually at the ready to help prevent injury in the event of an emergency. As you take to the road, the SX4 Sedan's wide array of safety features provide assurance that you and your passengers are well-looked after.



SX4 Sport model shown.



Front and rear crush zones crumple to absorb impact energy

2010 SX4 Sedan

Features & Specifications

4 DOOR SEDAN		
	BASE	SPORT
COMFORT		
Power, rack & pinion steering	S	S
Power windows with driver's express down	S	S
Power door locks	S	S
2-stage remote keyless entry with panic function	S	S
SmartPass™ keyless entry and start system	N/A	S
Air conditioning	S	S
Automatic climate control	N/A	S
AM/FM/CD/MP3/WMA player (4 speakers)	S	N/A
AM/FM/CD/MP3/WMA player (9 speakers w/subwoofer)	N/A	S
Illuminated steering wheel mounted audio controls	N/A	S
Auxiliary audio input jack	S	S
Digital clock	S	S
Speed sensing volume control	S	S
XM satellite radio ready (optional receiver & antenna required)*	S	S
Cruise control	N/A	S
Front MacPherson Strut and rear torsion beam suspension	S	S
INSTRUMENT PANEL		
Tachometer	S	S
Door ajar warning lamps	S	S
Seat belt reminders (driver & front passenger)	S	S
Information display (Outside temperature, fuel consumption & range)	S	S
Light-off / key reminder	S	S
Low fuel warning indicator	S	S
Steering lock	S	S
Leather-wrapped steering wheel	N/A	S
Tilt steering wheel	S	S
INTERIOR		
Centre cabin light with fade-out (3 position)	S	S
Height adjustable driver's seat	S	S
Driver and front passenger seat-mounted armrests	S	S
Passenger seatback pocket	S	S
Heated front seats	N/A	S
Split-folding rear seatback (60/40)	S	S
Trunk light	S	S
Front map lights	S	S
Floor mats (front & rear)	S	S
Sun visors with vanity mirrors	S	S w/extenders
Cup holders (2 front / 1 rear)	S	S
Bottle holders (2 front / 2 rear)	S	S
Day / night rear view mirror	S	S
Reclining front seats	S	S
Front / rear head restraints (2/3)	S	S
Front / rear door armrests	S	S
Assist grips (2 front / 2 rear)	S	S
Front / rear door pockets	S	S
Accessory power outlet	S	S
Driver's footrest	S	S
Paddle shifters	N/A	S
EXTERIOR		
Halogen headlights	S	S
Aero body kit - body-coloured front & rear valances, side sill extensions	N/A	S
Rear Spoiler	N/A	S
Power mirrors	S	S (Heated)
Variable intermittent wipers	S	S
Rear window defroster with timer	S	S
Remote fuel door release	S	S
Remote trunk release	S	S
Electric trunk release	N/A	S
Body-coloured bumpers	S	S
Body-coloured mirrors & door handles	S	S
Tinted glass	S	S
Fog lamps	N/A	S
Wheel covers	S	N/A
Aluminum alloy wheels	N/A	S
Tires	P195/65R15	P205/50R17



Base



Sport



4 DOOR SEDAN		
	BASE	SPORT
SAFETY AND SECURITY		
Engine block heater	S	S
Dual front airbags	S	S
Front seat-mounted side airbags	S	S
Side-curtain airbags	S	S
ESP** (Electronic Stability Program)	N/A	0
ABS with Brake Assist and EBD (Electronic Brake-Force Distribution)	S	S
Brakes		
Front ventilated disc	S	S
Rear drum	S	N/A
Rear disc	N/A	S
Engine immobilizer	S	S
3-point ELR seat belts (all 5 seating positions)	S	S
Pre-tensioners for front seat belts	S	S
Centre high-mounted rear stop lamp	S	S
Childseat tether anchorage (3 rear)	S	S
ISO-FIX child safety seat provisions (2 rear)	S	S
Front seat belt shoulder height adjusters	S	S
Daytime running lights	S	S
Child-proof rear door locks	S	S
Side impact beams	S	S
**ESP is a registered trademark of Daimler AG		
O: Optional S: Standard N/A: Not Available		

EXTERIOR DIMENSIONS		BASE	SPORT
Overall length	mm (inch)	4,490 (176.8)	4,510 (177.6)
Overall width	mm (inch)	1,730 (68.1)	1,730 (68.1)
Overall height	mm (inch)	1,545 (60.8)	1,545 (60.8)
Wheelbase	mm (inch)	2,500 (98.4)	2,500 (98.4)
Tread	mm (inch)	1,500 (59.1)	1,500 (59.1)
	mm (inch)	1,495 (58.9)	1,495 (58.9)
Ground clearance	mm (inch)	165 (6.5)	160 (6.3)
Minimum turning radius	m (ft)	5.3 (17.4)	5.3 (17.4)
Seating capacity	persons	5	5

INTERIOR DIMENSIONS			
Head Room	Front	mm (inch)	1,006 (39.6)
	Rear	mm (inch)	953 (37.5)
Leg Room	Front	mm (inch)	1,051 (41.4)
	Rear	mm (inch)	909 (35.8)
Shoulder Room	Front	mm (inch)	1,355 (53.3)
	Rear	mm (inch)	1,341 (52.8)
Hip Room	Front	mm (inch)	1,296 (51.0)
	Rear	mm (inch)	1,083 (42.6)
Interior Volume Index	sq. metres (cubic feet)		2.94 (104.0)
Cargo Index	litres (cubic feet)		439 (15.5)

ENGINE		
Number of cylinders		4
Number of valves		16
Piston displacement	cc	1,995
Bore x stroke	mm (inch)	84 x 90 (3.31 x 3.54)
Compression ratio		10.2 : 1
Maximum output	hp @ rpm	150 @ 6,200
Maximum torque	lb-ft @ rpm	140 @ 3,500
Fuel distribution		Multi Point Injection

TRANSMISSION		
Type	6MT	CVT w/Manumatic Control
Gear ratio	1st	3.615
	2nd	2.047
	3rd	1.379
	4th	1.029
	5th	0.837
	6th	0.707
	Reverse	3.481
Final gear ratio	4.117	5.798

SUZUKI SECURE ADVANTAGE PROTECTION: We are proud to deliver each 2010 Suzuki with Suzuki Secure Advantage Protection warranty coverage at no additional cost. The Suzuki Secure Advantage Protection plan features a 5-year/100,000 kilometre Powertrain Warranty, a 3-year/50,000 kilometre New Vehicle Limited Warranty and a 5-year unlimited mileage Anti-Perforation warranty. All warranties are zero deductible and fully transferable at no cost. ROADSIDE ASSISTANCE: For added peace of mind, SUZUKI SECURE ADVANTAGE PROTECTION includes numerous roadside assistance benefits. Wherever you may be in Canada or the continental United States, should you require roadside service for towing due to collision or mechanical problems, battery boost, if you have run out of fuel, or locked your keys in your car, have a flat tire or require winching or extrication to get you back on the road, Suzuki Secure Advantage Roadside Assistance has you covered. At no additional cost to you. Just call our toll-free number and a bilingual Suzuki Secure Advantage Roadside Assistance counsellor will help you on your way, 24 hours/day, 365 days/year. This plan also features Trip Interruption benefits so if you are more than 100 kilometres from home and your vehicle is undrivable for any reason, you can make alternate arrangements and request reimbursement for expenses incurred within 3 days and up to \$300. Suzuki Secure Advantage Roadside Assistance covers your 2010 Suzuki for 3 years with no mileage limitations. SUZUKI PROTECTION PLAN: Should you plan to drive your new Suzuki farther or longer than the coverage provided by the Suzuki New Vehicle Limited Warranty, the Suzuki Protection Plan will be of special interest to you. Suzuki Protection Plan provides you with the ability to enhance and extend coverage already provided by the new vehicle limited warranty. Suzuki Protection Plan offers you affordable, cost-effective peace of mind in the event of unexpected mechanical failure or other roadside emergencies for up to 7 years or 140,000 kilometres. Suzuki Protection Plan offers a vast choice of coverage levels, terms and deductibles allowing you to select the specific plan best suited to your ownership requirements. Ask your Suzuki dealer for a complete explanation of the benefits, coverages, limitations and exclusions of Suzuki Protection Plan, to better assist you in choosing the coverage that best suits your needs.

The Suzuki Logo, Suzuki, Kizashi, Grand Vitara, SX4, Swift+ and Equator are registered trademarks of Suzuki Motor Corporation of Japan. DRIVE RESPONSIBLY. BUCKLE UP FOR SAFETY—DON'T DRINK AND DRIVE. Specifications and equipment based on information available at time of printing and subject to change without notice, and may differ in each sales area. Some vehicles shown with optional equipment. Colours shown may vary from actual colours. For more details on 2010 options, accessories and specifications, contact your local Suzuki dealer. *To avoid injury from an inflating airbag always place children twelve years old and under in the rear seat. Always move both driver and passenger seats as far back from airbags as practical; never transport a child in a rear-facing seat in the front seat. Always use the seat belts and buckle up properly. Fuel economy estimates are determined by using Transport Canada approved testing methods. XM Radio: Required XM® tuner and subscription sold separately. Subscriptions subject to customer agreement available at xmradio.com. *The XM name is a registered trademark of XM Satellite Radio, Inc. ©2009 Suzuki Canada Inc.

*Based on competitive information at time of print.

WEIGHTS		BASE	SPORT
Curb weight (min.)	kg (lbs)	6MT 1,246 (2,748)	1,275 (2,813)
		CVT 1,291 (2,847)	1,335 (2,945)
Gross vehicle weight	kg (lbs)	1,721 (3,795)	1,750 (3,860)

FUEL CONSUMPTION		BASE	SPORT
Fuel tank capacity	litres	50	50
Fuel economy	L/100 km (mpg)	6MT 9.0/6.0 (31/47)	9.1/6.2 (31/46)
	City/Highway	CVT 8.0/6.1 (35/46)	8.9/6.7 (32/42)

EXTERIOR/INTERIOR COLOURS



Quicksilver Metallic	Midnight Black Metallic	Ultramarine Blue Pearl ¹
Interior: Base - Dark Grey Sport - Dark Grey	Interior: Base - Beige Sport - Dark Grey	Interior: Base - N/A Sport - Dark Grey



Mineral Grey Metallic ¹	Snowflake White Metallic
Interior: Base - N/A Sport - Dark Grey	Interior: Base - Beige Sport - Dark Grey

¹NA on Sport Model with ESP