

2015 RAM 2500/3500



RAM




CANADA'S LONGEST-LASTING^{1*} MOST CAPABLE HEAVY DUTY PICKUPS.²

RAM HD: THE ONLY 3/4- OR 1-TON TO OFFER:²

- » BEST-IN-CLASS TOWING — 30,000 lb (3500)
- » BEST-IN-CLASS TOWING — 17,970 lb (2500)
- » BEST-IN-CLASS GCWR — 37,900 lb (3500)
- » BEST-IN-CLASS PAYLOAD — 7,390 lb (3500)
- » BEST-IN-CLASS TORQUE — 865 lb-ft (6.7L Cummins® HO Diesel, 3500)
- » BEST-IN-CLASS HORSEPOWER — 410 hp (6.4L HEMI® V8)
- » EXCLUSIVE AUTO-LEVEL™ REAR AIR SUSPENSION

All Ram pickups have adopted SAE J2807 testing standards providing true, real-world towing specifications. See page 6 for full details.

PERCENTAGE, BY BRAND, OF ALL PICKUPS SOLD OVER THE PAST 27 YEARS THAT ARE STILL ON THE ROAD TODAY:



Heavy-duty assignments and serious recreational needs demand that your pickup offer exceptional reliability as well as outstanding towing and hauling with no compromise in ride and handling. The developments and innovations our engineers put into the 2015 Ram HD 2500/3500 models leave no doubt that these are the perfect pickups to handle it all because our attitude is to do everything—and do it better than anyone else.

*A note about this brochure: all disclaimers and disclosures can be found on the back cover.

THE 6.7L CUMMINS® TURBO DIESEL



CANADA'S BEST-SELLING AND MOST DURABLE DIESEL PICKUP³ Few diesel powerplants have achieved the respect and recognition earned by the Cummins name; and none other can claim best-in-class² torque, towing and recommended oil change intervals (up to 24,000 km)⁴. With the AISIN® heavy-duty 6-speed automatic, a properly equipped Ram 3500 pickup can deliver a jaw-dropping 13,608 kg (30,000 lb) of towing capacity and a Gross Combined Weight Rating (GCWR) that reaches a stunning 17,191 kg (37,900 lb).

The Cummins is available with three high-performing transmissions. The available high-strength AISIN 6-speed automatic features beyond-tough components and a massive 322-mm torque converter. This proven and sophisticated 6-speed multi-range automatic transmission delivers driver-adaptive shifting and optimized gear ratios for responsive performance, while the standard, class-exclusive² 6-speed manual gives you the fuel economy of a manual along with invaluable two-sided Power Take-Off (PTO) access.

CLASS-EXCLUSIVE² "SMART" DIESEL EXHAUST BRAKE. *Helps control the descent of your pickup on a slope. Working much like cruise control, the engine brake uses the diesel's turbo to maintain smooth, less aggressive braking while helping to provide vehicle stability and reduced wear on the disc brakes.*

CLASS-EXCLUSIVE² RAM ACTIVE-AIR™ INTAKE. *Here, a computer-controlled valve system in the engine's air box automatically determines when air is pulled from the grille or the fender. Controlling the air intake ensures optimal performance in all driving scenarios, irrespective of temperature, grade or payload.*

BEST-IN-CLASS ELECTRICAL OUTPUT² *Opt for the dual 220-amp alternators, and you've got a best-in-class 440 amps of power² at your service. A convenient "auto idle-up" feature automatically adjusts the output when greater electrical power is needed.*

CLEAN, CONVENIENT—AND BEST-IN-CLASS² *The Diesel Exhaust Fluid/Selective Catalytic Reduction system enhances fuel economy and contributes to its time- and money-saving best-in-class recommended oil change intervals⁴ of up to 24,000 km.*



350 HORSEPOWER 660 LB-FT OF TORQUE

CUMMINS TURBO DIESEL IN 2500/3500 WITH G56 6-SPEED MANUAL TRANSMISSION

370 HORSEPOWER 800 LB-FT OF TORQUE

CUMMINS TURBO DIESEL IN 2500/3500 WITH 68RFE 6-SPEED AUTOMATIC TRANSMISSION

385 HORSEPOWER 865 LB-FT OF TORQUE

CUMMINS HIGH-OUTPUT TURBO DIESEL IN RAM 3500 WITH AISIN AS69RC TRANSMISSION



THE FORMIDABLE 6.4L HEMI® V8



As the largest displacement V8 gas engine in the class², the available 6.4-litre HEMI V8 with MDS technology delivers a stunning combination of best-in-class gasoline engine horsepower and torque², delivering tremendous capability. It's mated to the sophisticated, multi-range and electronically operated 66RFE 6-speed automatic transmission, featuring full electronic control for all automatic up- and downshifting. It further optimizes the gear ratios for responsive performance and state-of-the-art efficiency. Attributes of this powerplant include:

FUELSAVER MDS TECHNOLOGY, *which seamlessly transforms this 6.4-litre V8 into a fuel-saving 4-cylinder in many highway cruising situations.*

INTERACTIVE DECELERATION FUEL SHUT-OFF (iDFSO), *a transparent system that ceases fuel flow to the engine when decelerating, a direct contributor to its fuel-efficient performance.*

COOLED EXHAUST GAS RECIRCULATION (EGR) SYSTEM, *which ranks among the first of its kind for a gas engine. Relatively common to diesel engines, the EGR system helps enhance fuel efficiency by cooling and then recycling exhaust gas. It's especially beneficial in heavy-load hauling and uphill towing situations, keeping internal components balanced and functioning at full capacity.*

LARGE DISPLACEMENT, A HIGH COMPRESSION RATIO AND AWESOME POWER. *Combine that 392 cubic inches of displacement with sophisticated Variable Valve Timing (VVT), and add a high compression ratio of 10:1. The result: best-in-class gasoline engine horsepower and torque.²*

BEST-IN-CLASS HORSEPOWER AND TORQUE²



410 HORSEPOWER 429 LB-FT OF TORQUE

RAM 2500/3500 WITH 6-SPEED AUTOMATIC TRANSMISSION
(370 HORSEPOWER ON 3500 MEGA CAB® MODELS)

THE LEGENDARY 5.7L HEMI V8



The ingenious thinking that led to the development of the hemispherical head is one of the major steps in automotive engine design—exactly the credentials that make today's 5.7-litre HEMI V8 the standard engine for Ram 2500/3500 Heavy Duty models. This powerplant is a highly effective and proven engine design that delivers superb torque and horsepower. Engineering advantages like Variable Valve Timing (VVT) and interactive Deceleration Fuel Shut-Off (iDFSO) contribute to outstanding power and fuel economy.

VVT *opens and closes valves with exacting precision, translating into peak performance and increased torque for confident towing and hauling.*

iDFSO *seamlessly ceases fuel flow when the vehicle decelerates or coasts along. Real-world fuel economy is measurably improved, with no noticeable change in engine performance.*

BULLETPROOF CONSTRUCTION *with a deep-skirt cast-iron block, cross-bolted main bearing caps; three-way catalytic converters; aluminum alloy heads and dual spark plug technology. The legendary hemispherical combustion chambers create outstanding airflow during the combustion process, leading to high power and impressive torque.*

HIGH COMPRESSION RATIO *with an aggressive 10.5:1 combustion ratio achieves the highest degree of performance.*

EFFICIENT CAPABILITY

383 HORSEPOWER 400 LB-FT OF TORQUE

RAM 2500/3500 WITH 6-SPEED AUTOMATIC TRANSMISSION

OUR WARRANTIES WORK
JUST AS HARD AS THE
TRUCKS THEY PROTECT.

5YR/160,000 KM
DIESEL POWERTRAIN LIMITED WARRANTY¹

6.7L CUMMINS TURBO DIESEL

3YR/290,000 KM
AISIN® TRANSMISSION WARRANTY¹

6.7L CUMMINS TURBO DIESEL


5YR/100,000 KM
GAS POWERTRAIN LIMITED WARRANTY¹

6.4L HEMI V8 AND 5.7L HEMI V8

With their best-in-class² honours for towing capability, payload and Gross Combined Weight Rating, Ram 2500/3500 pickups deliver what it takes: exceptional control and bulletproof frames and chassis all backed with monstrous capability. Built to handle the toughest jobs, Ram Heavy Duty features a standard Class V trailer hitch receiver, heavy-duty engine cooling, a comprehensive Electronic Stability Control (ESC)⁶ system and huge four-wheel disc brakes, topped off by an available Fifth-Wheel/Gooseneck Prep Group with a fully integrated rear-frame structural crossmember.

SEVEN-PIN TRAILER CONNECTOR. Ram Heavy Duty models feature “smart,” factory-installed trailer-connecting technology. Along with the standard bumper-mounted connector, the Fifth-Wheel/Gooseneck Prep Group includes an integrated bed-panel connector in the rear left panel.

FRAMES THAT ARE TOUGH ON THE COMPETITION. Both Ram 2500 and 3500 ride on 50,000-psi high-strength steel frames with eight crossmembers, including a rear axle crossmember to help stabilize and maximize towing.



THE FACTORY-INSTALLED FIFTH-WHEEL/GOOSENECK PREP GROUP. Greatly expanding capability, this factory-installed available rear structural crossmember is fully integrated into the box floor, with provisions for either a fifth-wheel or gooseneck hitch (shown here). Four reinforced tie-down points let you easily secure and transport heavy loads. (Hitch ball not included.)

**STANDING ALONE IN CAPABILITY.
STANDING ABOVE WITH INTEGRITY.**



MAX OUT YOUR GROSS VEHICLE WEIGHT RATINGS (GVWR). Available GVWRs of 6,350 kg (14,000 lb) on Ram 3500 and 4,536 kg (10,000 lb) on Ram 2500 allow for heavier loads in the bed and help these trucks achieve an extremely high Gross Combined Weight Rating (GCWR). Payload in the heavy-duty segment is uncontested, with the 2015 Ram 3500 achieving best-in-class payload capability of 3,352 kg (7,390 lb)²

INSTRUMENT-PANEL SWITCH BANK. Manage the standard ESC⁶ and the available Electronic Trailer Brake Controller, “smart” diesel exhaust brake and Auto-Level™ Rear Air Suspension with fingertip ease. Capability and add-ons are anticipated: the switch bank comes with additional auxiliary switches that can be configured for future electrical connections or custom upfits.

As the only manufacturer to adopt the Society of Automotive Engineers (SAE) J2807 testing criteria across its entire pickup lineup, you can have confidence in Ram.⁷ This towing standard outlines performance requirements to determine Gross Combined Weight Rating (GCWR) and Trailer Weight Rating (TWR). It’s designed to reflect real-world conditions that truck owners would likely experience and take into account a truck’s acceleration, gradeability, braking and handling, as well as its ability to handle heat in a standardized environment with and without a load.

CLASS-DOMINATING² TOWING

30,000 LB (13,608 KG)



**RAM 2500 CAPABILITY:
LEADING ITS CLASS² FOR
TOWING AND GCWR.**

Ram 2500 offers an outstanding combination of ride, handling and capability, taking best-in-class² honours critical to doing it right: both towing and GCWR.

MAX TOWING **8,151 KG (17,970 LB)**

MAX GCWR **11,476 KG (25,300 LB)**

MAX PAYLOAD **1,801 KG (3,970 LB)**

MAX GVWR **4,536 KG (10,000 LB)**



**RAM 3500 CAPABILITY:
TOTALLY UNMATCHED
BY THE COMPETITION.²**

Big Ram 3500 earns its accolades the hard way, delivering the best combination of towing, payload, GCWR and load-levelling capability.²

MAX TOWING **13,608 KG (30,000 LB)**

MAX GCWR **17,191 KG (37,900 LB)**

MAX PAYLOAD **3,352 KG (7,390 LB)**

MAX GVWR **6,350 KG (14,000 LB)**



CLASS-EXCLUSIVE²
AUTO-LEVEL™ REAR AIR SUSPENSION



Exclusive to the heavy-duty segment, the Auto-Level Rear Air Suspension System is available on all models, giving you outstanding ride comfort and unparalleled control when using your Ram Heavy Duty under the most rigorous conditions and assignments. Comprised of two driver-activated operational modes, Payload and Towing, allowing full suspension travel—maximizing ride and handling while reducing rake. This ingenious air suspension system redefines capability for today's pickup owner.

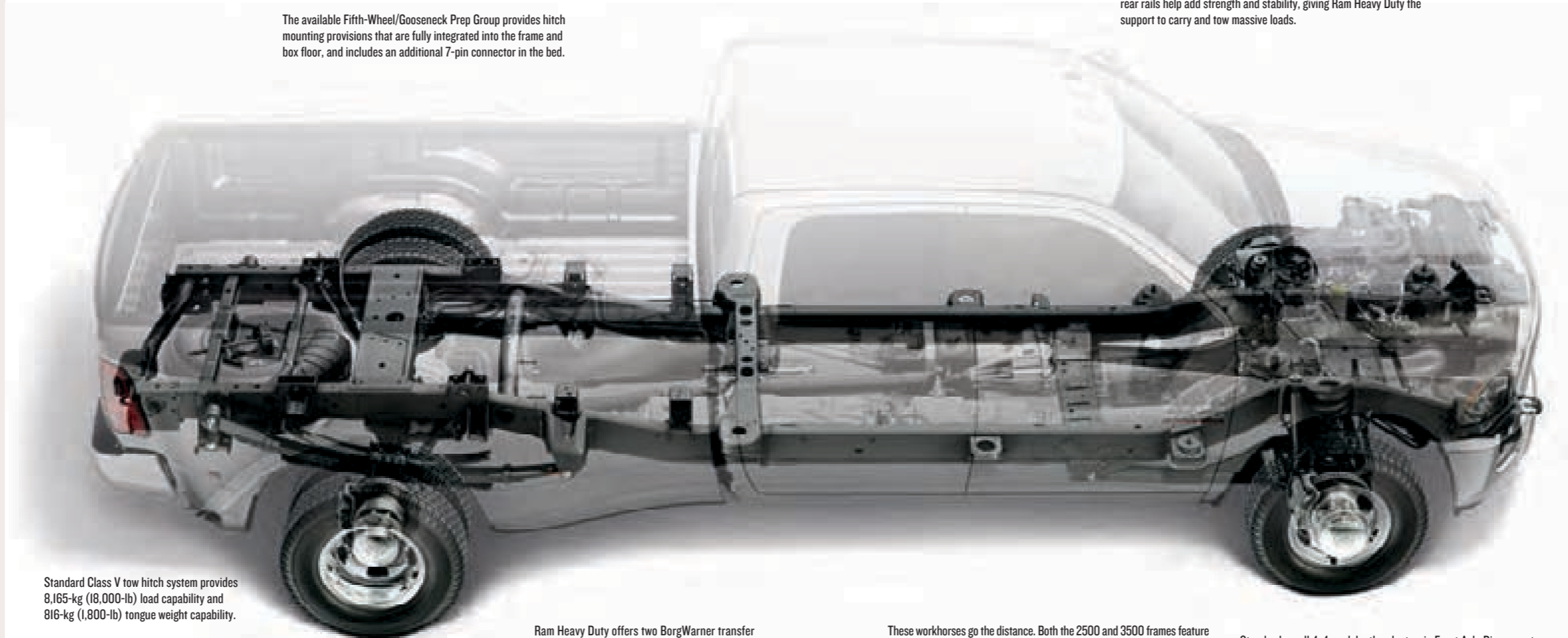
The system operates via a dedicated frame-mounted controller, compressor and air tank. In Ram 3500 models, the Auto-Level Rear Air Suspension (below, left) utilizes a single leaf spring which replaces the multi-leaf spring. The air springs are mounted on top of the solid rear axle; additional links on each side of the rear axle allow the air springs and leaf springs to work in tandem for load carrying, with yet further support from the links. Ram 2500 models utilize the same protocols, but replace the rear coil springs with two air springs (below, right).



Mode selection is made through a switch-bank button on the centre stack, with the mode illustrated in the full-colour in-cluster display centre. Payload Mode monitors ride heights on both sides of the vehicle and adjusts for load shifting or changes in road surfaces; a level load—even under extreme hauling assignments—is assured.

In the Trailer/Tow Mode, the system lowers the rear suspension approximately 25 mm (1 in.), ensuring a constant and correct alignment between hitch and trailer tongue; Trailer/Tow Mode ensures a level load and creates a parallel and even rake from the front of the pickup through the rear of the trailer. Towing with your Ram Heavy Duty has never been better.

CAPABILITY EVERYWHERE



The available Fifth-Wheel/Gooseneck Prep Group provides hitch mounting provisions that are fully integrated into the frame and box floor, and includes an additional 7-pin connector in the bed.

Eight separate crossmembers, hydroformed frame rails and fully boxed rear rails help add strength and stability, giving Ram Heavy Duty the support to carry and tow massive loads.

Standard Class V tow hitch system provides 8,165-kg (18,000-lb) load capability and 816-kg (1,800-lb) tongue weight capability.

Load massive payloads: the Hotchkiss rear leaf suspension on Ram 3500 shows no compromise whatsoever in handling or roll dynamics. All Ram 3500 DRW trucks also include separate auxiliary leaves that increase your load-carrying capacity.

Ram Heavy Duty offers two BorgWarner transfer cases: a manual part-time shift-on-the-fly system with a low-range gear and three operating ranges plus Neutral (standard on ST and Power Wagon®) and an electronic shift-on-the-fly system that is operated through a dashboard-mounted shift selector switch, with a low-range ratio of 2.64:1 (standard on SLT and up).

These workhorses go the distance. Both the 2500 and 3500 frames feature 50,000-psi high-strength steel with mid-frame crossmembers and wide front rails with the front suspension springs positioned slightly "outboard" for increased roll stiffness and an improved ride.

Standard on all 4x4 models, the electronic Front Axle Disconnect system automatically disengages the front drive axle when in 4x2 mode to provide optimal fuel economy.

CLASS-EXCLUSIVE²
FIVE-LINK COIL SPRING REAR SUSPENSION



All Ram 2500 models stand apart from the competition with their beefy five-link coil spring rear suspension with proprietary multirate coil springs bolstered by heavy-duty fixed-displacement twin-tube shock absorbers. This system is designed to reduce friction and improve handling while delivering Ram-tough capacity that doesn't back down. You can count on Ram Heavy Duty for standout performance across the board.



SMOOTH-RIDING
THREE-LINK COIL SPRING FRONT SUSPENSION

All Ram 2500 and 3500 models feature a robust three-link coil spring front suspension teamed up with heavy-duty full-displacement twin-tube shock absorbers. Six massive cam bushings create a force to counteract roll motion, while large frame-to-axle radius arms ensure optimal front torsional stiffness. This sophisticated suspension system is designed to keep friction to a minimum, and deliver road manners and capability at every turn, irrespective of road surface or degree of load. Count on exceptional turning ability with remarkably responsive handling on every driving surface, even under the heaviest payloads.



COMFORT THAT WORKS HARD




Step into a Ram Heavy Duty, and you're stepping up to an extraordinary drive. Standout materials—like available premium leather seats and a leather-wrapped steering wheel and shifter—join extraordinary touches that include authentic woodgrain accents on the steering wheel, the instrument cluster and throughout the supremely appointed cabin. Select models offer the convenience of a full-floor centre console with integrated media hub and available LED lighting. This is the ultimate in look, feel, form and function.

Superb interiors are just the start. Here, abundant space is matched with comfort and convenience that put a Ram Heavy Duty in a class of its own. Whether used for work or recreation, the made-for-any-large-crew Ram Heavy Duty Mega Cab[®] gives you something no other can match—the most spacious cab in the class.²

Storage capacity also puts Ram Heavy Duty on top, with advantages like the class-exclusive in-floor bins² on Crew Cab models, huge in-door bins for oversize containers and dual glove boxes for all the extras you need to bring along.

Ram Heavy Duty luxury is brilliantly executed in Laramie Longhorn and Laramie Limited, with their full-leather interiors accented with unique gauges and exquisite instrument panel and cluster treatments. No matter which Ram truck you choose, count on comfort and convenience at their best.



AMPLE STORAGE, CONVENIENT ACCESS. Built-in under-rear-seat storage wells on Crew and Mega Cab models are perfect for items best left out of sight. The available fold-flat load floor on Crew Cab provides a convenient flat storage surface. Large upper and lower glove box compartments and a large centre console offers further volume for impressive storage.



A: RAM 3500 LARAMIE LONGHORN SHOWN IN CANYON BROWN.
B: RAM 3500 LARAMIE LIMITED SHOWN IN BLACK.
C: RAM 2500 MEGA CAB LARAMIE SHOWN IN BLACK.

KNOWLEDGE IS POWER

Each trim level of the 2015 Ram Heavy Duty family comes to work with an individual and bold instrument panel cluster and Electronic Vehicle Information Centre. Select models feature a six-ring instrumentation cluster, each showcasing their own unique styling cues.

Unlike anything in the segment, select Ram Heavy Duty models feature driver-oriented technologies that enhance convenience and responsible on-road action. Among them: a class-exclusive,² full-colour 7-inch customizable in-cluster display. The multiview display screen features personalized settings for audio, compass, temperature settings, fuel economy, trip info, cruise control, trailer braking, vehicle status and engine performance.



These technologies focus on keeping eyes on the road and hands on the wheel—which is why the dynamic information screens are accessed using an intuitive “roller-menu” controlled by a steering wheel-mounted toggle switch, and why the interface for navigation includes convenient voice commands.⁹

You'll find information about virtually every facet of your vehicle's operation through multiple “smart modules” in constant communication with each other. Information like payload status, engine hours, available air suspension status, navigation screens and more are easily at your disposal.

What it all boils down to is knowledge. This is heavy-duty performance and comfort, with technology driving it to be the best.



Laramie Longhorn in Cattle Tan

KEEPING YOU CONNECTED

Our world is one of interconnected business and leisure communications that happen at the speed of life. The upgraded systems offered by the Uconnect[®] multimedia centres provide innovative simplicity that puts you in control. Available features include:

ENTERTAINMENT. SiriusXM satellite radio⁸ with dozens of commercial-free channels. Enjoy premium sound from Alpine[®] audio systems, a CD player, USB connectivity and Bluetooth[®] streaming audio.

PHONE. It's all here: Bluetooth pairing of multiple phones, contact syncing, voice-activated hands-free calling and text messaging.⁹ The system can also automatically synchronize up to 1,000 entries from your Bluetooth-compatible phone's address book.⁹

NAVIGATION. Intuitive, user-friendly navigation¹⁰ systems with turn-by-turn directions and available 3D displays make travel easy.

VOICE COMMAND.⁹ It's all at your beck and call. Simply use your voice to select radio stations and available SiriusXM satellite channels,⁸ listen to text messages⁹ and send a preformatted response,⁹ as well as make/receive calls and select destination entries with the available navigation.¹⁰

CONTROLS. All your radio, touchscreen and steering-wheel controls are designed to be easy to find and easy to use. Adjust your seat or cabin temperature, select a music station or make a call without taking your eyes from the road.⁹



BEST-IN-CLASS CARGO VERSATILITY²

The new 2015 Ram Heavy Duty pickups rise to meet the most challenging industrial and recreational demands through the combination of versatility and exceptional engineering—backed with sheer strength. We've earned top honours with innovations like the available RamBox[®] Cargo Management System, giving you cargo-carrying versatility like no other truck on the market.

Ram pickups offer more choices, sizes and cargo security systems than ever, with extensive storage and load capability inside and out. The three Heavy Duty cab sizes—Regular Cab, Crew Cab and, boasting the largest interior room of any pickup in the segment,² the cavernous Mega Cab[®]—offer enormous latitude, especially with the class-exclusive in-floor storage bins² on Ram Crew Cab models. Cargo bed lengths include 6-foot 4-inch and 8-foot beds, supplying all the room you need for work or play.

CLASS-EXCLUSIVE: RAMBOX² This multi-faceted system is available for all Ram Heavy Duty models with the 6-foot 4-inch bed. The system includes two large, drainable illuminated and lockable side-bed storage bins; each bin is spacious enough to hold a full golf bag or multiple power tools. A cargo bed extender/divider (stored at the front of the bed when not in use) extends bed length; reverse it to divide the bed for specific cargo-carrying needs. A built-in bed rail system with four movable cleats for secure tie-down points completes the system.

Ram never compromises on capability. With or without RamBox, the bed easily accommodates 4x8 sheets of building materials.

REMOTE KEYLESS LOCKING FOR DOORS, TAILGATE AND RAMBOX. Lock or unlock all cab doors, the tailgate and both RamBox compartments (if equipped) with a click on the fob. Like the available remote Keyless Enter 'n Go[™] with its Proximity Entry, Remote Keyless Locking offers invaluable security and convenience.



RAMBOX DIMENSIONS	6' 4" CARGO BED
A	472 mm (18.6 in.)
B	1,529 mm (60.2 in.)
C	480 mm (18.9 in.)



AUTHENTIC RAM ACCESSORIES

YOU'VE GOT PROVEN STRENGTH. NOW BUILD ON IT. Authentic Accessories from Mopar are the key.

These finishing touches for Ram Heavy Duty are designed and created with the engineers behind the Ram lineup—a collaboration that gives you superb fit and finish and the right tools and touches to make your Ram Heavy Duty stand out. Authentic Accessories from Mopar boost capability, protect your Ram, expand convenience and broaden potential for your pickup.

No matter what the activity, Authentic Accessories from Mopar can help—like the pragmatic Ram Holster that carries hunting and fishing equipment and fits precisely into the available RamBox compartment. Look to Mopar to help you get the most out of your Ram Heavy Duty pickup. Find out more at your Ram retailer, or anytime at mopar.ca



HEAVY-DUTY COMMERCIAL-GRADE TOOL BOX



SLIDING FIFTH-WHEEL HITCH



REAR BED STEP

ST (REGULAR CAB / CREW CAB)



POWERTRAIN

- 5.7L HEMI[®] V8 with 6-speed automatic (standard on 2500 and 3500 SRW)
- 6.4L HEMI V8 with 6-speed automatic (available on 2500 and 3500)
- 6.7L Cummins[®] High-Output Turbo Diesel I-6 with 6-speed AISIN[®] automatic (available on 3500)
- 6.7L Cummins Turbo Diesel I-6 with 6-speed automatic (available on 2500 and 3500)
- 6.7L Cummins Turbo Diesel I-6 with 6-speed manual (available on 2500 and 3500)

STANDARD EQUIPMENT

INTERIOR AMENITIES

- 3.5-inch Electronic Vehicle Information Centre
- Air conditioning
- Heavy-duty vinyl 40/20/40 bench seat
- Media Hub with USB port and auxiliary input jack
- Six speakers
- Uconnect[®] 3.0 multimedia centre
- Power locks/front windows (Crew Cab)
- Front armrest with storage and three cup holders (with automatic)
- Rear in-floor storage bins (Crew Cab)
- Rear underseat storage compartment (Crew Cab)
- 12-volt auxiliary power outlet

EXTERIOR FEATURES

- Automatic quad-lens halogen headlamps
- Black door handles and black front/rear bumpers
- Black grille with black hex-link insert
- Black, power heated 6- x 9-inch mirrors, manually folding (2500 Crew Cab)
- Black, power heated 7- x 11-inch trailer tow mirrors, manually folding with supplemental turn signals and courtesy lamps (3500 Crew Cab)
- 17-inch styled steel wheels (2500)
- LT245/70R17E BSW All-Season tires (2500)
- 18-inch styled steel wheels (3500 SRW)
- LT275/70R18 BSW All-Season tires (3500 SRW)

SAFETY & SECURITY

- 6 air bags³ including driver and front passenger multistage front, driver and front passenger seat-mounted side and supplemental side-curtain for all rows
- Electronic Stability Control[®] with Hill Start Assist, Trailer Sway Control, Electronic Roll Mitigation, Rain Brake Support, Ready Alert Braking and All-Speed Traction Control
- Four-wheel disc antilock brakes with Brake Assist
- "Smart" Diesel Exhaust Brake (all diesel engines)

CAPABILITY & FUNCTIONALITY

- Antispin differential rear axle (3500)
- Class V hitch receiver with 4- and 7-pin wiring
- Heavy-duty engine cooling
- Manual shift-on-the-fly transfer case (4x4)
- Ram Active Air[™] Intake (all diesel engines)
- Single Rear Wheel (SRW)
- Five-link coil spring rear suspension (2500)
- Front/rear heavy-duty shock absorbers
- Heavy-duty Hotchkiss rear suspension (3500)

OPTIONAL EQUIPMENT

- Electronic Trailer Brake Controller
- ParkView[®] Rear Back-up Camera²
- RamBox[®] Cargo Management System (6'4" box)
- Uconnect 5.0 Multimedia Centre
- Work-grade Vinyl Bench Seat
- Fog Lamps
- Auto-Level[™] Rear Air Suspension
- Spray-in Bedliner

PACKAGE GROUPS

- **FIFTH-WHEEL/GOOSENECK PREP GROUP** — Includes rear axle structural crossmember, fifth-wheel/gooseneck hitch mounting provision designed for Mopar[®] hitch accessories and an integrated 7-pin wiring connector
- **PROTECTION GROUP** — Includes transfer case skid plate and tow hooks on 2500 model (4x4 only)
- **SNOW CHIEF GROUP** — Includes 180-amp alternator (5.7L HEMI V8), 220-amp alternator (6.4L HEMI V8/6.7L Cummins), antispin differential rear axle, transfer case skid plate, auxiliary switches, clearance lamps and LT275/70R18E OWL On-/Off-Road tires
- **SXT APPEARANCE GROUP** — Includes bright grille, bright front and rear bumpers, LT275/70R18E BSW All-Season tires and 18-inch chrome-clad steel wheels; includes Popular Equipment Group



17-inch styled steel
Standard on 2500 ST



18-inch steel
Standard on 3500 ST SRW



17-inch Argent steel
Standard on 3500 ST DRW



18-inch chrome-clad steel
Included on 2500 and 3500 SXT DRW with SXT Appearance Group



17-inch steel with
bright wheel covers
Included on 2500 and 3500 SXT DRW with SXT Appearance Group




Crew Cab shown with 40/20/40 heavy-duty vinyl seats—Diesel Grey.



Shown with standard Uconnect 3.0.




Standard



Heavy-Duty Vinyl—Diesel Grey
Standard
(not shown) Work-Grade Vinyl—Diesel Grey
Available



Shown with available Uconnect 5.0.




Cloth—Diesel Grey
Available

For full option details, visit RAMTRUCK.CA

SLT (REGULAR CAB / CREW CAB / MEGA CAB®)



18-inch chrome-clad steel
Standard on 2500 and 3500 SRW



18-inch forged polished aluminum
Available on 2500 and 3500
Included with 2500 SLT Plus Décor Group



17-inch steel with bright wheel covers
Standard on 3500 DRW



17-inch aluminum
Available on 3500 DRW

POWERTRAIN

- 5.7L HEMI® V8 with 6-speed automatic (standard on 2500 and 3500 SRW)
- 6.4L HEMI V8 with 6-speed automatic (available on 2500 and 3500)
- 6.7L Cummins® High-Output Turbo Diesel I-6 with 6-speed AISIN® automatic (available on 3500)
- 6.7L Cummins Turbo Diesel I-6 with 6-speed automatic (available on 2500 and 3500)
- 6.7L Cummins Turbo Diesel I-6 with 6-speed manual (available on 2500 and 3500)

ENHANCEMENTS vs. ST

INTERIOR AMENITIES

- Cloth 40/20/40 bench seat
- Behind-the-seat storage (Regular Cab/Mega Cab)
- Carpet floor covering
- Floor mats
- Instrument panel colour-keyed accents
- Overhead console
- Power rear sliding window (Crew Cab/Mega Cab)
- Premium door trim with map pocket
- SiriusXM satellite radio® (including one-year subscription)
- Temperature and compass display
- Traveller/mini trip computer

EXTERIOR FEATURES

- Chrome front and rear bumpers
- Chrome grille with Black honeycomb insert
- 18-inch chrome-clad steel wheels (2500 and 3500 SRW)
- LT275/70R18E BSW All-Season tires (2500 and 3500 SRW)

SAFETY & SECURITY

- Remote keyless entry

CAPABILITY & FUNCTIONALITY

- Electronic shift-on-the-fly transfer case (4x4)

OPTIONAL EQUIPMENT

- Dual Rear Wheels
- Electronic Trailer Brake Controller
- ParkView® Rear Back-up Camera²
- RamBox® Cargo Management System
- Auto-Level™ Rear Air Suspension
- Spray-in Bedliner
- Uconnect® 5.0 Multimedia Centre with 5-inch Touchscreen
- Security Alarm
- 4,491 kg (9,900 lb) Gross Vehicle Weight Rating (2500 Crew/Mega Cab models)
- Centre High-mounted Stop Lamp Camera
- Dual 220-amp Alternators

PACKAGE GROUPS

- FIFTH-WHEEL/GOOSENECK PREP GROUP — See ST model for group details
- LUXURY GROUP — Includes overhead console, sun visors with illuminated vanity mirrors, black, power folding 6- x 9-inch heated mirrors (2500 models), premium 7-inch customizable in-cluster display centre, leather-wrapped steering wheel with audio control and more
- PROTECTION GROUP — See ST model for group details
- SNOW CHIEF GROUP — See ST model for group details

PACKAGE GROUPS cont.

- SLT PLUS DÉCOR GROUP — Includes Luxury Group, antispin differential rear axle, trailer brake control on Crew Cab, fog lamps, bright grille with bright billets and 18-inch forged polished aluminum wheels (2500 Crew Cab/Mega Cab only)



Crew Cab shown with available front bucket seats—Diesel Grey.



Standard




Available




Shown with Uconnect 3.0.




Shown with available Uconnect 5.0.




Cloth—Diesel Grey
Standard



Cloth—Canyon Brown
Standard



Premium Cloth—Diesel Grey
Available



Premium Cloth—Canyon Brown
Available


OUTDOORSMAN (CREW CAB 2500 4x4 ONLY)



Standard



Available



18-inch forged polished aluminum
Standard



20-inch polished aluminum
Available

POWERTRAIN

- 5.7L HEMI® V8 with 6-speed automatic (standard)
- 6.4L HEMI V8 with 6-speed automatic (available)
- 6.7L Cummins® Turbo Diesel I-6 with 6-speed automatic (available)

ENHANCEMENTS vs. SLT

INTERIOR AMENITIES

- Front and rear rubber floor mats

EXTERIOR FEATURES

- Antispin differential rear axle
- Body-colour grille with Black hex-link insert
- 18-inch forged polished aluminum wheels
- LT275/70R18E OWL On-/Off-Road tires
- Fog lamps
- Lower two-tone paint, fender flares and front/rear bumpers in Black
- Tow hooks
- Transfer case skid plate

OPTIONAL EQUIPMENT

- Electronic Trailer Brake Controller
- ParkView® Rear Back-up Camera²
- RamBox® Cargo Management System
- Auto-Level™ Rear Air Suspension
- Uconnect® 5.0 Multimedia Centre with 5-inch Touchscreen
- Uconnect 8.4A Multimedia Centre with 8.4-inch Touchscreen — Nav-ready⁰
- Centre High-mounted Stop Lamp Camera
- Park-Sense® Rear Park Assist¹²
- Remote Start System
- Security Alarm
- Monotone Paint — Includes body-colour fender flares and bright front and rear bumpers
- 4,491 kg (9,900 lb) Gross Vehicle Weight Rating
- Antispin Rear Differential

PACKAGE GROUPS

- FIFTH-WHEEL/GOOSENECK PREP GROUP — See ST model for group details
- LUXURY GROUP — See SLT model for group details
- SNOW CHIEF GROUP — See ST model for group details



Crew Cab shown with available front bucket seats—Diesel Grey.




Shown with standard Uconnect 3.0.




Shown with available Uconnect 5.0.




Cloth—Diesel Grey
Standard



Cloth—Canyon Brown
Standard



Premium Cloth—Diesel Grey
Available



Premium Cloth—Canyon Brown
Available

For full option details, visit RAMTRUCK.CA

POWER WAGON® (CREW CAB 2500 4x4 ONLY)



GREY/SILVER DECAL PACKAGE* shown on Blue Streak
Also included on True Blue, Maximum Steel, Deep Cherry Red and Flame Red (Flame Red receives Red billets)
*Also available without exterior decals.



RED/SILVER DECAL PACKAGE* shown on Black
Also included on Bright Silver, Bright White and Granite (includes Red billets on all paints)
*Also available without exterior decals.

POWERTRAIN

- 6.4L HEMI® V8 with 6-speed automatic

ENHANCEMENTS vs. SLT

INTERIOR AMENITIES

- Mini floor console†
- Uconnect® 5.0 multimedia centre with 5-inch touchscreen
- Hands-free communication⁹ with Bluetooth® streaming audio
- Premium 7-inch customizable in-cluster display centre

EXTERIOR FEATURES

- Black lower two-tone paint
- Black wheel flares†
- Chrome grille with chrome billets
- Fog lamps†
- Premium bifunctional halogen projector headlamps with Black surround
- Premium LED taillamps (turn/stop/tail/running lights) with Black surround
- 17-inch aluminum wheels†
- LT285/70R17D OWL All-Terrain Goodyear® tires†



17-inch aluminum
Standard on all Power Wagon models

SAFETY & SECURITY

- Electronic Trailer Brake Controller
- Hill Descent Control†

CAPABILITY & FUNCTIONALITY

- 4.10 rear axle ratio†
- 180-amp alternator†
- Bilstein® gas-charged monotube shocks†
- Front disconnecting stabilizer bar†
- Front tow hooks†
- Front WARN® electric winch†
- Fuel tank and transfer case skid plate†
- Manual shift-on-the-fly transfer case†
- Tru-Lok® front and rear differentials†

OPTIONAL EQUIPMENT

- Uconnect 8.4A Multimedia Centre with 8.4-inch Touchscreen and Premium Navigation
- Centre High-mounted Stop Lamp Camera
- Park-Sense® Rear Park Assist†²
- ParkView® Rear Back-up Camera²
- Remote Start System
- Security Alarm
- RamBox® Cargo Management System
- Spray-in Bedliner
- SiriusXM Satellite Radio® (including one-year subscription) (Power Wagon ST)

PACKAGE GROUP

- LUXURY GROUP — See SLT model for group details



Standard




Available



Shown with standard Uconnect 5.0.



Shown with available Uconnect 8.4A.



Cloth—Diesel Grey or Canyon Brown
Standard on Power Wagon



Premium Cloth—Diesel Grey or Canyon Brown
Available on Power Wagon



POWER WAGON ST (2500 ONLY)

- Includes all Ram ST features but replaces the black front/rear bumpers with bright front/rear bumpers
- Adds all the Power Wagon features noted in the features list with †

Visit RAMTRUCK.CA for full option details



POWER WAGON LARAMIE (2500 ONLY)

- Includes all Ram Laramie features with monotone paint
- Adds all the Power Wagon features noted in the features list with †, with the exception of black wheel flares

Visit RAMTRUCK.CA for full option details

LARAMIE (CREW CAB / MEGA CAB®)



18-inch polished aluminum
Standard on 2500 and 3500 SRW



17-inch aluminum
Standard on 3500 DRW



20-inch polished aluminum
Available on 2500 and 3500 SRW



20-inch black painted aluminum
Included with Black Appearance Group

OPTIONAL EQUIPMENT

- Auto-Level™ Rear Air Suspension
- RamBox® Cargo Management System
- Remote Keyless Enter 'n Go™ (requires automatic transmission and remote start system)
- Dual Rear Wheels
- Uconnect 8.4AN (Navigation)¹⁰
- Spray-in Bedliner
- Monotone Paint



Crew Cab shown with available front bucket seats—Light Frost.



Standard



Leather-faced with Perforated Inserts—Black
Standard



Shown with standard Uconnect 8.4A; 8.4AN available.



Leather-faced with Perforated Inserts—Light Frost
Standard

PACKAGE GROUPS

- **BLACK APPEARANCE GROUP** — Includes body-colour door handles, black, power fold-away mirrors (2500), black Ram's Head tailgate badge, black 4x4 tailgate badge (4x4), black, projector headlamps, black premium taillamps, painted front/rear bumper, black grille surround, LT285/60R20E OWL On-/Off-Road tires and 20-inch black painted aluminum wheels
- **FIFTH-WHEEL/GOOSENECK PREP GROUP** — See ST model for group details
- **PROTECTION GROUP** — Includes transfer case skid plate and tow hooks on 2500 model (4x4 only)

POWERTRAIN

- 5.7L HEMI® V8 with 6-speed automatic (standard on 2500 and 3500 SRW)
- 6.4L HEMI V8 with 6-speed automatic (available on 2500 and 3500)
- 6.7L Cummins® High-Output Turbo Diesel I-6 with 6-speed AISIN® automatic (available on 3500)
- 6.7L Cummins Turbo Diesel I-6 with 6-speed automatic (available on 2500 and 3500)
- 6.7L Cummins Turbo Diesel I-6 with 6-speed manual (available on 2500 and 3500)

ENHANCEMENTS vs. SLT

INTERIOR AMENITIES

- Leather-faced heated and ventilated 40/20/40 front bench seat
- Power 10-way driver and 6-way passenger seats with power lumbar adjust
- Memory feature for radio, driver's seat and mirrors
- Rear 60/40 split-folding bench seat
- Heated leather-wrapped steering wheel with audio controls
- Premium 7-inch customizable in-cluster display centre
- Uconnect® 8.4A multimedia centre with 8.4-inch touchscreen (NAV-ready)¹⁰
- Hands-free communication⁹ with Bluetooth® streaming audio
- Ten amplified speakers including subwoofer
- Media Hub (with USB port, SD card slot and auxiliary input jack)
- Remote USB port (charging only)
- Dual-Zone air conditioning with automatic temperature control

INTERIOR AMENITIES cont.

- Overhead console with universal garage door opener¹¹
- Front centre armrest with storage and three cup holders (with automatic transmission)
- Woodgrain instrument panel accent
- LED interior lighting
- 115-volt auxiliary power outlet

EXTERIOR FEATURES

- 18-inch polished aluminum wheels (SRW)
- Chrome grille and door handles
- Chrome, power folding, heated, 6- x 9-inch mirrors, auto-dimming, with memory, supplemental turn signals and courtesy lamps (2500)
- Chrome, power, heated, 7- x 11-inch mirrors with memory, supplemental turn signals and courtesy lamps (3500)
- Fog lamps
- Lower two-tone paint and fender flares in Bright Silver Metallic
- Premium bifunctional halogen projector headlamps with chrome surround
- Premium LED taillamps (turn/stop/tail/running lights) with chrome surround

SAFETY & SECURITY

- Electronic trailer brake controller
- Park-Sense® Rear Park Assist System¹²
- ParkView® Rear Back-up Camera¹²
- Security alarm

†Standard equipment across all Power Wagon models.

LARAMIE LONGHORN (CREW CAB / MEGA CAB®)



POWERTRAIN

- 5.7L HEMI® V8 with 6-speed automatic (standard on 2500 and 3500)
- 6.4L HEMI V8 with 6-speed automatic (available on 2500 and 3500)
- 6.7L Cummins® High-Output Turbo Diesel I-6 with 6-speed AISIN® automatic (available on 3500)
- 6.7L Cummins Turbo Diesel I-6 with 6-speed automatic (available on 2500 and 3500)

ENHANCEMENTS vs. LARAMIE

INTERIOR AMENITIES

- Premium leather low-back front bucket seats with laser etching
- Premium leather heated 60/40 split-folding rear seats
- Uconnect® 8.4AN multimedia centre with 8.4-inch touchscreen and premium navigation⁰
- Door sill guards
- Front and rear luxury floor mats
- Premium door trim panel

INTERIOR AMENITIES cont.

- Premium full-length floor console
- Premium instrument cluster and interior accents
- Premium leather-wrapped steering wheel with wood accents and audio controls

EXTERIOR FEATURES

- Chrome grille with chrome wave-mesh insert
- Lower two-tone paint, fender flares, front/rear bumper and running boards in White Gold Metallic
- Spray-in bedliner
- Tow hooks
- 18-inch polished aluminum wheels with White Gold pockets (2500 and 3500 SRW)

SAFETY & SECURITY

- Power adjustable pedals with memory
- Remote start system

OPTIONAL EQUIPMENT

- RamBox® Cargo Management System
- Auto-Level™ Rear Air Suspension
- Monotone Paint — Includes body-colour fender flares, chrome tubular side steps, bright front and rear bumpers and 18-inch polished aluminum wheels
- Remote Keyless Enter 'n Go™ (requires automatic transmission)
- Antispin Rear Differential (2500 models)
- Auxiliary Instrument Panel-mounted Switches
- Dual Rear Wheels
- Power Chrome Trailer Tow Mirrors, Manually Folding
- Power Sunroof
- 4,491 kg (9,000 lb) GVWR (2500)
- Dual 220-amp Alternators

PACKAGE GROUPS


- CONVENIENCE GROUP — Includes rain-sensitive windshield wipers and auto high-beam headlamp control
- FIFTH-WHEEL/GOOSENECK PREP GROUP — See ST model for group details
- PROTECTION GROUP — Includes transfer case skid plate and tow hooks on 2500 model (4x4 only)
- SNOW CHIEF GROUP — See ST model for group details



Crew Cab shown with standard front bucket seats—Canyon Brown.




Standard




Premium Leather with Perforated Inserts and Laser Etching—Canyon Brown
Standard



Shown with Uconnect® 8.4AN.
Standard




Premium Leather with Perforated Inserts—Cattle Tan
Available



Premium Leather with Perforated Inserts—Canyon Brown
Available



18-inch polished aluminum with White Gold pockets
Standard on 2500 and 3500 SRW with Two-Tone Exterior Paint



18-inch polished aluminum with Silver pockets
Standard on 2500 and 3500 SRW with Monotone Exterior Paint



20-inch polished aluminum with White Gold pockets
Available on 2500 and 3500 SRW with Monotone Exterior Paint



20-inch polished aluminum with Silver pockets
Available on 2500 and 3500 SRW with Two-Tone Exterior Paint



17-inch premium aluminum
Standard on 3500 DRW

LARAMIE LIMITED (CREW CAB / MEGA CAB®)




17-inch aluminum
Standard on 3500 DRW



20-inch polished aluminum
Standard on 2500 and 3500 SRW



Standard



POWERTRAIN

- 5.7L HEMI® V8 with 6-speed automatic (standard on 2500 and 3500)
- 6.4L HEMI V8 with 6-speed automatic (available on 2500 and 3500)
- 6.7L Cummins® Turbo Diesel I-6 with 6-speed automatic (available on 2500 and 3500)

ENHANCEMENTS vs. LARAMIE LONGHORN

INTERIOR AMENITIES

- Luxury door trim panel
- Luxury front and rear floor mats
- Premium black leather front bucket seats with accent colour piping
- Premium leather-wrapped steering wheel with real wood accents and audio controls
- Remote Keyless Enter 'n Go™ with Proximity Entry

EXTERIOR FEATURES

- 20-inch polished aluminum wheels (2500 and 3500 SRW)
- LT285/60R20E OWL On-/Off-Road Firestone® tires (2500 and 3500 SRW)
- Chrome wheel-to-wheel side steps
- Monotone exterior paint
- Painted front and rear bumpers
- RamBox® Cargo Management System (6'4" box only, SRW only)

SAFETY & SECURITY

- Auto high-beam headlamp control
- Rain-sensitive windshield wipers

OPTIONAL EQUIPMENT

- Auto-Level™ Rear Air Suspension
- Dual Rear Wheels
- Antispin Rear Differential (2500 models)
- Auxiliary Instrument Panel-mounted Switches
- Dual 220-amp Alternators
- Power Sunroof
- Power Folding Trailer Tow Mirrors
- Remote Single Disc CD Player

PACKAGE GROUPS

- FIFTH-WHEEL/GOOSENECK PREP GROUP — See ST model for group details
- SNOW CHIEF GROUP — See ST model for group details
- PROTECTION GROUP — Includes transfer case skid plate and tow hooks on 2500 model (4x4 only)



Crew Cab shown with standard front bucket seats—Black.



Shown with Uconnect® 8.4AN.
Standard



Premium Leather with Perforated Inserts—Black
Standard

For full option details, visit RAMTRUCK.CA

PAINT



Black



Black Forest Green Pearl



Prairie Pearl



Bright White



Bright Silver Metallic



Granite Crystal Metallic



Blue Streak Pearl



Maximum Steel Metallic



True Blue Pearl



Flame Red



Deep Cherry Red Crystal Pearl



Western Brown Pearl

SPECIFICATIONS

RAM 2500	TOWING ¹ kg (lb) – SAE J2807 COMPLIANT		REGULAR CAB		CREW CAB				MEGA CAB ²		
	Maximum loaded trailer weights (when properly equipped)		8' BOX		6'4" BOX		8' BOX		6'4" BOX		
	Engine	Axle Ratio	GCWR	4x2	4x4	4x2	4x4	4x2	4x4	4x2	4x4
5.7L HEMI [®] V8/66RFE 6-speed	3.73	8301 (18,300)	5384 (11,870)	5384 (11,870)	5221 (11,510)	5080 (11,200)	5153 (11,360)	4999 (11,020)	5008 (11,040)	4885 (10,770)	
	4.10	9208 (20,300)	6291 (13,870)	6124 (13,500)	6128 (13,510)	5988 (13,200)	6060 (13,360)	5909 (13,010)	5915 (13,040)	5792 (12,770)	
6.4L HEMI V8/66RFE 6-speed	3.73	8981 (19,800)	6033 (13,300)	5870 (12,940)	5870 (12,940)	5720 (12,610)	5811 (12,810)	5643 (12,440)	5661 (12,480)	5548 (12,230)	
	4.10	10,342 (22,800)	7394 (16,300)	7230 (15,940)	7230 (15,940)	7081 (15,610)	7171 (15,810)	7004 (15,440)	7022 (15,480)	6908 (15,230)	
6.7L Cummins [®] Turbo Diesel I-6/68RFE 6-speed	3.42	11,476 (25,300)	8151 (17,970)	7952 (17,530)	7943 (17,510)	7793 (17,180)	7874 (17,360)	7720 (17,020)	7788 (17,170)	6890 (15,190)	
											PAYLOAD ³ kg (lb)
5.7L HEMI V8/66RFE 6-speed			4082 (9000)	1379 (3040)	1211 (2670)	1216 (2680)	1075 (2370)	1148 (2530)	993 (2190)	1002 (2210)	885 (1950)
			4536 (10,000)	1801 (3970)	1633 (3600)	1637 (3610)	1488 (3280)	1579 (3480)	1411 (3110)	1433 (3160)	1315 (2900)
6.4L HEMI V8/66RFE 6-speed			4536 (10,000)	1438 (3170)	1225 (2700)	1220 (2690)	1070 (2360)	1148 (2530)	993 (2190)	1061 (2340)	903 (1990)
			4536 (10,000)	1438 (3170)	1225 (2700)	1220 (2690)	1070 (2360)	1148 (2530)	993 (2190)	1061 (2340)	903 (1990)

RAM 3500	TOWING ¹ kg (lb) – SAE J2807 COMPLIANT		REGULAR CAB		CREW CAB				MEGA CAB		
	Maximum loaded trailer weights (when properly equipped)		8' BOX		6'4" BOX		8' BOX		6'4" BOX		
	Engine	Axle Ratio	GCWR	4x2	4x4	4x2	4x4	4x2	4x4	4x2	4x4
5.7L HEMI V8/66RFE 6-speed	3.73	8346 (18,400) SRW	5402 (11,910)	5244 (11,560)	5225 (11,520)	5080 (11,200)	5176 (11,410)	4999 (11,020)	5112 (11,270)	4985 (10,990)	
	4.10	9253 (20,400) SRW	6310 (13,910)	6151 (13,560)	6133 (13,520)	5988 (13,200)	6083 (13,410)	5906 (13,020)	6019 (13,270)	5892 (12,990)	
6.4L HEMI V8/66RFE 6-speed	3.73	9027 (19,900) SRW	6065 (13,370)	5883 (12,970)	5883 (12,970)	5734 (12,640)	5820 (12,830)	5656 (12,470)	5765 (12,710)	5625 (12,400)	
	4.10	10,387 (22,900) SRW	7425 (16,370)	7244 (15,970)	7244 (15,970)	7094 (15,640)	7180 (15,830)	7017 (15,470)	7126 (15,710)	6985 (15,400)	
6.7L Cummins High Output Turbo Diesel I-6/AISIN [®] 6-speed	3.42	11,476 (25,300) SRW	8060 (17,770)	7902 (17,420)	7870 (17,350)	7734 (17,050)	7806 (17,210)	7648 (16,860)	7720 (17,020)	7557 (16,660)	
											4.10
6.4L HEMI V8/66RFE 6-speed	3.73	14,651 (32,300) DRW	11,072 (24,410)	10,900 (24,030)			10,823 (23,860)	10,664 (23,510)	10,714 (23,620)	10,578 (23,320)	
	4.10	17,146 (37,800) DRW		13,395 (29,530)			13,318 (29,360)	13,159 (29,010)	13,209 (29,120)	13,073 (28,820)	
6.7L Cummins High-Output Turbo Diesel I-6/AISIN 6-speed	4.10	17,191 (37,900) DRW	13,608 (30,000)								
											PAYLOAD ³ kg (lb)
5.7L HEMI V8/66RFE 6-speed			4581 (10,100) SRW	1851 (4080)							
			4672 (10,300) SRW		1783 (3930)						
6.4L HEMI V8/66RFE 6-speed			4763 (10,500) SRW			1855 (4090)					
			4854 (10,700) SRW				1801 (3970)				
6.7L Cummins High-Output Turbo Diesel I-6/AISIN 6-speed			4990 (11,000) SRW					2032 (4480)			
			5126 (11,300) SRW						1991 (4390)		1978 (4360)
6.4L HEMI V8/66RFE 6-speed			4627 (10,200) SRW	1878 (4140)							
			4717 (10,400) SRW		1787 (3940)						
6.7L Cummins High-Output Turbo Diesel I-6/AISIN 6-speed			4763 (10,500) SRW			1833 (4040)					
			4899 (10,800) SRW				1819 (4010)				
6.4L HEMI V8/66RFE 6-speed			5035 (11,100) SRW					2041 (4500)			
			5080 (11,200) SRW							2032 (4480)	
6.7L Cummins High-Output Turbo Diesel I-6/AISIN 6-speed			5171 (11,400) SRW								1982 (4370)
			6033 (13,300) DRW	3125 (6890)	2953 (6510)			2867 (6320)	2708 (5970)	2758 (6080)	2672 (5890)
6.4L HEMI V8/66RFE 6-speed			6214 (13,700) DRW	3284 (7240)	3134 (6910)						
			6260 (13,800) DRW	3352 (7390)							
6.7L Cummins High-Output Turbo Diesel I-6/AISIN 6-speed			6305 (13,900) DRW								3030 (6680)
			6350 (14,000) DRW					3184 (7020)	3026 (6670)		2989 (6590)
6.4L HEMI V8/66RFE 6-speed			5035 (11,100) SRW	1833 (4040)							
			5216 (11,500) SRW		1855 (4090)	1823 (4020)					
6.7L Cummins High-Output Turbo Diesel I-6/AISIN 6-speed			5262 (11,600) SRW							1719 (3790)	
			5307 (11,700) SRW				1778 (3920)				
6.4L HEMI V8/66RFE 6-speed			5443 (12,000) SRW					1987 (4380)			
			5579 (12,300) SRW						1964 (4330)		
6.7L Cummins High-Output Turbo Diesel I-6/AISIN 6-speed			5625 (12,400) SRW								1873 (4130)
			6350 (14,000) DRW	2985 (6580)	2812 (6200)			2735 (6030)	2576 (5680)	2626 (5790)	2490 (5490)

¹Information subject to change. All weights shown in kg (lb). Please visit www.rambuilder.com for the latest specifications. DRW – Dual Rear Wheels, SRW – Single Rear Wheels, GCWR – Gross Combined Weight Rating, GVWR – Gross Vehicle Weight Rating, Payload and Max Trailer Weights are ESTIMATED values. Payload and Max Trailer Weight values are rounded to the nearest 4.5 kg (10 lb). Trailer Weight Rating and Tow Vehicle Trailing Weight are calculated as specified in SAE J2807. Passenger Weight = 300 lb. Options Weight = 100 lb. Trailing Equipment Weight: 75 lb for Conventional Hitch, 70 lb for Gooseneck and 250 lb for Fifth Wheel. Payload and Trailer Weight Rating are mutually exclusive. GCWRs, GVWRs and GCWRs should never be exceeded. The recommended tongue weight for a conventional hitch is 10 percent of the gross trailer weight. The maximum tongue weight for Class V (hitch receiver) is limited to 1800 lb. For Gooseneck and Fifth-Wheel trailers, the tongue weight should never exceed any of the manufacturer recommendations, including but not limited to payload and GAWR. Regular and Crew Cab vehicles with diesel engine and 17" wheels have GCWR of 23,000 lb for conventional trailers only. See your Ram retailer for details.

INTERIOR DIMENSIONS, mm (in.)	REGULAR CAB	CREW CAB	MEGA CAB
Headroom (front/rear)	1024 (40.3) / —	1041 (41.0) / 1014 (39.9)	1041 (41.0) / 1024 (40.3)
Legroom (front/rear)	1041 (41.0) / —	1041 (41.0) / 1023 (40.3)	1041 (41.0) / 1100 (43.3)
Shoulder Room (front/rear)	1676 (66.0) / —	1676 (66.0) / 1669 (65.7)	1676 (66.0) / 1669 (65.7)
Hip Room (front/rear)	1599 (62.9) / —	1605 (63.2) / 1605 (63.2)	1605 (63.2) / 1605 (63.2)
Total Interior Volume, L (cu ft)	1770 (62.5)	3183 (125.3)	4039 (142.65)



For full specifications, visit RAMBODYBUILDER.COM



5YR/160,000 KM
DIESEL POWERTRAIN LIMITED WARRANTY*

5YR/100,000 KM
GAS POWERTRAIN LIMITED WARRANTY*



ABOUT THIS CATALOGUE: Since the time of printing, some of the information you'll find in this catalogue may have been updated. Ask your retailer for details. Some of the equipment shown or described throughout this catalogue may be available at extra cost. Specifications, descriptions, illustrative materials and all competitive comparisons contained herein are as accurate as known at the time this publication was approved for printing. Chrysler Canada Inc. reserves the right to discontinue models at any time or change specifications without notice or without incurring obligation. For the price of the model with the equipment you desire, or verification of specifications contained herein, see your Ram retailer. Chrysler, Jeep, Dodge, Ram, HEMI, Mega Cab, Mopar, ParkView, Park-Sense, Power Wagon, RamBox, the Ram's Head logo, Tru-Lok and Uconnect are registered trademarks, and Active-Air, Auto-Level and Keyless Enter 'n Go are trademarks of Chrysler Group LLC. AISIN is a registered trademark of Aisin Seiki Co., Ltd. Bilstein is a registered trademark of August-Bilstein GmbH & co. Bluetooth is a registered trademark of Bluetooth SIG, Inc. Cummins is a registered trademark of Cummins, Inc. iPod is a registered trademark of Apple Inc. SIRIUS and all related marks and logos are registered trademarks of SiriusXM Radio and its subsidiaries. Alpine and the Alpine logo are registered trademarks of Alpine Electronics, Inc. Firestone is a registered trademark of Firestone Tire & Rubber Company. Goodyear is a registered trademark of The Goodyear Tire & Rubber Company. Facebook and logo are registered trademarks of Facebook, Inc. The Twitter name, logo, Twitter T, Tweet and Twitter blue bird are registered trademarks of Twitter, Inc. YouTube and logo are trademarks of Google Inc. WARN is a registered trademark of Warn Industries, Inc.

WARRANTIES: 2015 Chrysler, Jeep, Dodge and Ram vehicles are backed by a 5-year or 100,000-kilometre* fully transferable Powertrain Limited Warranty with \$0 deductible plus 24-hour roadside assistance¹. Basic Warranty coverage is for 3 years or 60,000 kilometres.* Rust-through coverage on all body sheet metal is for 3 years. The Cummins Turbo Diesel engine is protected by a separate Limited Warranty, covering the engine for 5 years or 160,000 kilometres.

*Whichever comes first. Some conditions may apply. ¹The 5-Year/100,000-Kilometre Powertrain Limited Warranty does not apply to vehicles sold for certain commercial uses. See your retailer for full details.

CHRYSLER SERVICE CONTRACTS: Chrysler Canada Inc. has a vested interest in your satisfaction and owner experience with your new Ram truck. Chrysler Canada Service Contracts offer extended service plans to help ensure that you'll enjoy your truck for many years down the road. For more information on comprehensive vehicle coverage, see your Ram retailer, call 800-465-2001 or visit chryslercanada.ca/owners

DISCLAIMERS: 1 Based on longevity of entire Ram large pickup segment compared to all competitive large pickups on the road since 1988. Longevity based on IHS Automotive: Polk Canadian Vehicles In Operation data as of July 1, 2014, for model years 1988 – 2014 for all large pickups sold and available in Canada over the last 27 years. Most Capable based on 2500/250 and 3500/350 full-size pickups. Ram Heavy Duty is class-leading in towing with up to 30,000 lb of maximum towing capability, payload with up to 7,390 lb of payload capability, diesel torque with up to 865 lb-ft, gas engine horsepower and torque at 410 hp and 429 lb-ft of torque, Gross Combined Weight Rating with up to 37,900 lb GCWR and 4x4 off-road capability with the Ram Power Wagon. 2 Based on 2500/250 and 3500/350 full-size pickups and competitive information available at time of printing. Specific model and optional equipment required to achieve maximum ratings. See your retailer for full details. 3 Best-selling based on IHS Automotive: Polk Canadian new vehicle registrations as of CYTD August 2014 for 2500/250 and 3500/350 large diesel pickups. Durability based on longevity. Based on IHS Automotive: Polk Canadian Vehicles in Operation data as of July 1, 2014, for model years 1994 – 2014. 4 Oil change intervals will vary based on excessive engine run times, operating conditions, maintenance schedules and driving habits. Excludes biodiesel fuel operation with the Cummins Turbo Diesel engine. See your retailer for full details. 5 See your retailer for complete details and a copy of the 5-year/100,000-kilometre gas or 5-year/160,000-kilometre diesel powertrain limited warranty. The AISIN 3-year or 290,000-kilometre warranty is a separate transmission limited warranty. See your Ram retailer for a copy of this limited warranty. 6 No system can repeal the laws of physics or overcome careless driving actions. Performance is limited by available traction, which snow, ice and other conditions can affect. When the warning lamp flashes, the driver needs to use less throttle and adapt speed and driving behaviour to prevailing road conditions. 7 Based on *Automotive News* full-size pickup and 2500/250, 3500/350 full-size pickups. Ram is the only manufacturer to be SAE J2807 compliant across its entire pickup lineup—2015 Ram 1500, 2500 and 3500. 8 Requires SiriusXM radio subscriptions governed by SIRIUS terms and conditions available at siriusxm.ca 9 Driving while distracted can result in loss of vehicle control. Only use mobile phones and other devices, even with voice commands, when it is safe to do so. Voice commands of phone require a Bluetooth-compatible phone. Phone must support Bluetooth Phone Book Access Profile (PBAP). Preset voice-to-text messaging and incoming text message reading requires a MAP-enabled phone. 10 Never program while driving. GPS mapping and available 3D navigation may not be detailed or available in all areas or reflect current road regulations. 11 Not compatible with all garage door openers. 12 Always check entire surroundings before manoeuvring your vehicle. 13 The advanced front air bags in this vehicle are certified to the federal regulations for advanced air bags. Children 12 years old and younger should always ride buckled up in a rear seat. Infants in rear-facing child restraints should never ride in the front seat of a vehicle with a passenger front air bag. All occupants should always wear their lap and shoulder belts properly.



LIKE US ON: facebook.com/ramtruckscanada



FOLLOW US ON: twitter.com/ramtruckscanada



WATCH US ON: youtube.com/ramtruckscanada

RAMTRUCK.CA 800-361-3700

Ram is a registered trademark of Chrysler Group LLC.

52015C470E / Printed in Canada.