

2022

TACOMA



# Contents

CLICK BELOW TO  
NAVIGATE SECTIONS.

## Introduction



## Performance



## Towing Power



## Ingenious Capability



## Exterior Styling



## Interior Design



## Technology



## Safety



## Access Cab: Specifications & Features

TRD OFF ROAD – REGULAR BED



## Double Cab: Specifications & Features

SR – REGULAR BED



TRAIL – SHORT BED



TRD SPORT PREMIUM – SHORT BED



NIGHTSHADE – SHORT BED



## Accessories



## Warranty



## Easy Shop



THE 2022 TACOMA



# Powerful in every way.



## **Style, muscle, performance. Check, check, and check.**

From serious payloads to serious adventure, the 2022 Tacoma is ready whenever you are – because this is not a truck to be taken lightly. It's a piece of serious engineering, built to take everything you and the world can throw at it, and still come back for more. Backed by over 80 years of Toyota Truck heritage, Tacoma has the power and capability to conquer the toughest jobs and the most extreme terrain with ease. It's a pickup that outperforms expectations, while demanding attention with its sculpted, athletic lines and premium interior accents. Feature for feature, and pound for pound, there's no other truck as capable of turning heads as it is of moving mountains.

[Learn More](#)

[TRD PRO: Learn More](#)



PERFORMANCE

# Overbuilt to perform.



## **Toughness. It's built right in.**

Tacoma's ingenious pairing of sheer power and brute strength make it the most exciting truck on and off the road today. The 3.5 L Atkinson cycle V6 engine with D-4S Fuel Injection is particularly impressive, offering 278 hp at 6,000 rpm and 265 lb.ft. of torque at 4,600 rpm. The 6-speed automatic transmission with available electronic shift helps to deliver quick and easy shifting, while also improving fuel economy. Couple that with a finely-tuned suspension for smooth on-road and "go anywhere" off-road performance, and you'll be able to make the most out of any obstacle.



PERFORMANCE

# Designed for anything and everything.



## **BILSTEIN SHOCKS AND ABSORBERS**

Available Bilstein shocks help soak up the heavy dips and bumps to deliver a ride so comfortable, you'll mistake the off-road for the blacktop. Tacoma also offers ventilated front disc brakes that deliver confident stopping power no matter how bad the road or weather conditions are.

## **CRAWL CONTROL**

Available Crawl Control automatically adjusts acceleration and braking when driving over jagged off road terrain or on slippery surfaces and minimizes wheelspin and wheel lock-up.

## **ELECTRONICALLY LOCKING REAR DIFFERENTIAL**

Tacoma's available Electronically Controlled Locking Rear Differential distributes engine power evenly to both rear wheels so they move at the same speed, providing more grip in low-traction conditions.

## **MULTI-TERRAIN SELECT**

The available Multi-Terrain Select system regulates wheelspin by automatically adjusting the engine throttle and brakes, helping improve traction.

[Learn More](#)

TOWING POWER



# The power and control to rule any terrain.



## **6,500 lb.<sup>1</sup> of towing power.**

Whatever toys you've got, Tacoma's got the power to bring them along. Its powerful V6 engine has a towing capacity of up to 6,500 lb.<sup>1</sup> Since weather, road, and steering conditions can result in dangerous trailer sway, Tacoma comes equipped with Trailer-Sway Control. This advanced system detects trailer sway and applies brake pressure at individual wheels and controls engine torque to help stabilize the trailer. The system also illuminates the stop lamps to alert you to the fact that your vehicle is decelerating.



INGENIOUS CAPABILITY

# Load it up and go.

## TRIPLE TECH FRAME

Tacoma delivers beyond your expectations with a high strength, triple tech frame to improve rigidity as well as ride and handling.

## COMPOSITE BED WITH 120 V OUTLET

The bed is composed of an ultra-durable, fibre-reinforced sheet-moulded composite surface that is dent-resistant and corrosion-free, with a greater impact strength than steel. For added convenience, an available 120 V bed outlet powers up all your essentials.

## DECK RAIL SYSTEM

The innovative deck rail system features four heavy-duty adjustable tie-down cleats to give you the strength and adjustability to keep your cargo securely strapped down.





## EXTERIOR STYLING

# Bold looks that impress from every angle.

### Unwavering capability and the good looks to match.

Tacoma's aggressive grille hints at the power that lies under the hood. Its bold profile is accented by chiselled lines, muscular fenders, and a purposeful off-road stance that makes it the best-looking truck on the trail. Out back, the smoked tail lamps housings and tailgate embossed with the Tacoma logo finish off this truck's striking athletic look. With two bed lengths to choose from and your choice of Sport, Premium, PRO and Off-Road packages, as well as the dynamic Nightshade, there's a Tacoma uniquely designed just for your lifestyle.

[NIGHTSHADE: Learn More](#)








INTERIOR DESIGN

# Comfort meets cool.

## **An interior ready for action and the everyday drive.**

If Tacoma's exterior sets it apart from the competition, the interior puts it in a class by itself. With seating for up to five, the versatile cabin features plenty of head and legroom, no matter where you are sitting. The spacious environment offers sophisticated materials and soothing textures throughout, including a soft-touch instrument panel, available heated front seats, and available premium leather seats and leather-wrapped steering wheel. With easy access to the dual zone automatic climate controls, touch-screen display, and available power 8-way adjustable driver's seat, Tacoma was designed to ensure that everything is comfortably and conveniently within reach, so you can focus on what matters – the destination.



# The tech you need to keep the fun going.




## INTUITIVE TECH

Tacoma offers a host of tech-focused features, such as a 4.2-inch TFT Multi-Information Display, and Apple CarPlay<sup>®2</sup> and Android Auto<sup>™2</sup> compatibility. Available features include an 8-inch touch-screen display, Blind Spot Monitor with Rear Cross-Traffic Alert,<sup>3</sup> and Intelligent Clearance Sonar.



## PANORAMIC VIEW MONITOR

Tacoma's available Panoramic View Monitor uses cameras on the front, sides, and rear of the truck to give you a 360-degree view of what's going on outside.



## CONNECTED SERVICES BY TOYOTA<sup>2</sup>

Staying connected has never been easier with a suite of available features including Remote Connect, Safety Connect<sup>®</sup>, Service Connect,<sup>12</sup> and Destination Assist to help enhance your driving experience.



## Qi WIRELESS CHARGING<sup>4</sup>

Simply place your Qi compatible device on the available Qi wireless charger for a quick and easy charge.

[Learn More](#)

[Learn More](#)

SAFETY

# Toyota Safety Sense™

No matter what roads you travel, Toyota Safety Sense™<sup>5</sup> (TSS-P) is always there to help keep you as safe as possible. It's an advanced suite of innovative safety features that comes standard on the 2022 Tacoma, and it is designed to help protect drivers, passengers, pedestrians, and people in other vehicles from harm.

## DYNAMIC RADAR CRUISE CONTROL<sup>6</sup>

Using forward sensing radar technology, the system can automatically adjust vehicle speed to help maintain a preset following distance between you and the vehicle directly in front of you.



## LANE DEPARTURE ALERT WITH STEERING ASSIST<sup>7</sup>

Alerts you if you start to drift out of your lane when visible lane markings are detected. The Steering Assist function may also provide small corrective steering inputs.



## PRE-COLLISION SYSTEM WITH PEDESTRIAN DETECTION<sup>8</sup>

Provides collision avoidance or collision mitigation support in speed ranges where frontal collisions are likely to occur. In certain conditions, the Pre-Collision System with Pedestrian Detection may also help to detect pedestrians and help prevent or mitigate a collision.



## AUTOMATIC HIGH BEAMS<sup>9</sup>

Designed to detect oncoming and preceding vehicles' lights and depending upon the circumstances, Automatic High Beams can switch between high and low beams for you.



# TRD OFF ROAD

## ACCESS CAB - REGULAR BED



**ENGINE:** 3.5 Litre V6

**HORSEPOWER:** 278 hp @ 6,000 rpm

**TRANSMISSION:** Automatic or Manual

**TOWING CAPACITY:** 2,948 kg (6,500 lb.)<sup>1</sup>





**REGULAR BED:** 5,393 mm (212.3 in.)

**ENTERTAINMENT:** 8" Touch Screen, Apple CarPlay<sup>®2</sup> & Android Auto<sup>™2</sup> Compatibility, Premium Audio with Remote<sup>2</sup> (Automatic Only), Backup Camera

**AIRBAGS:** 8

**FUEL EFFICIENCY RATING:** Combined City & Highway Rating 11.8 L/100 km 24 mpg<sup>10</sup>

### AVAILABLE EXTERIOR COLOURS<sup>11</sup>

- |                                                                                                                    |                                                                                                                    |
|--------------------------------------------------------------------------------------------------------------------|--------------------------------------------------------------------------------------------------------------------|
|  Super White (040)             |  Midnight Black Metallic (218) |
|  Magnetic Grey Metallic (1G3) |  Blue Crush Metallic (8W7)    |

Colours

Build & Price

Compare Models



# TRD OFF ROAD

## ACCESS CAB - REGULAR BED

### DRIVETRAIN

- Direct Injection 3.5 Litre, V6 Engine with 278 hp @ 6,000 rpm & 265 lb.ft. of Torque @ 4,600 rpm
- Variable Valve Timing with intelligence, Sequential Multiport Electronic Fuel Injection
- One-Touch Part-Time 4WD with Electronically Controlled Transfer Case
- 6-Speed, Automatic Transmission
- Automatic Limited Slip Differential
- Multi-Leaf Spring Rear Suspension
- Power-Assisted, Front Ventilated Disc Brakes & Rear Drum Brakes
- Class IV Towing Hitch Receiver, 7-Pin Connector, 4-Wheel Crawl Control, Multi-Terrain Select, Rear Differential Lock
- Front & Rear Bilstein Shock Absorbers
- Towing Capacity: 2,948 kg (6,500 lb.)<sup>1</sup>
- Combined City & Highway Rating 11.8 L/100 km 24 mpg<sup>10</sup>

### ENTERTAINMENT & CONNECTIVITY

- Premium Audio with Remote<sup>2</sup> – includes Embedded Navigation, Destination Assist (1-Year Trial), Remote Connect (1-Year Trial), Safety Connect<sup>®</sup> (1-Year Trial), Service Connect<sup>12</sup> (Up to 8-Year Trial)
- Short Range Key Fob Remote Start<sup>13</sup>
- Embedded Traffic & Weather
- SiriusXM<sup>®</sup> Satellite Radio with 3-Month All-Access Trial
- 8" Touch Screen, 6-Speakers
- Apple CarPlay<sup>®2</sup> Compatibility
- Android Auto<sup>™2</sup> Compatibility
- USB Input/Charging Ports, Auxiliary Input Jack, Bluetooth<sup>®</sup>
- 4.2" TFT Multi-Information Display
- Backup Camera

### INTERIOR

- Interior Colour: TRD Grade Dark Grey Fabric
- 4-Seat Capacity
- Dual Zone Automatic Climate Control
- Heated Front Seats
- Power 4-Way Adjustable Driver's Seat with 2-Way Adjustable Lumbar Support
- Manual 4-Way Adjustable Passenger Seat
- Manual Slide Rear Window, Rear Privacy Glass
- Power Door Locks
- Leather-Wrapped Steering Wheel & Shift Knob
- Tilt & Telescopic Steering Wheel
- Scuff Plates
- Front Sliding Sun Visors with Illuminated Mirror
- Electrochromic Rear View Mirror

### EXTERIOR

- Available Colours: Super White (040), Magnetic Grey Metallic (1G3), Midnight Black Metallic (218), Blue Crush Metallic (8W7)
- Off Road Body Kit, TRD Decals
- Dual Colour-Keyed, Heated, Power Adjustable Side View Mirrors
- Colour-Keyed Rear Bumper & Door Handles
- Mesh Front Grill
- Black Fender Flares
- Double Wall Cargo Bed, Composite (SMC) Cargo Bed
- Cargo Bed Tie-Downs, Tie-Down Cleats (Set of 4)
- 120 Volt (400 Watt) Cargo Bed AC Power Outlet
- Easy Lower & Lift Tailgate, Removable Locking Tailgate
- Cab Mounted Brake Light
- LED Daytime Running Lights, Fog Lamps, Headlamps with Auto On/Off Features
- 16" Off Road Alloy Wheels & P265/70R16 All-Terrain Tires
- Tire Pressure Monitoring System with Auto-Location

Build & Price

Compare Models



# TRD OFF ROAD

## ACCESS CAB - REGULAR BED

---

### SAFETY

- Toyota Safety Sense™ (TSS-P)
- Star Safety System™
- 8 Airbags
- Smart Key System with Push Button Start
- Vehicle Anti-Theft System

### DIMENSIONS

- Length: 5,393 mm (212.3 in.)
- Width: 1,910 mm (75.2 in.)
- Height: 1,824 mm (71.8 in.)
- 6-Foot Cargo Bed
  - Length: 1,872 mm (73.7 in.)
  - Width (Between Wheel Wells): 1,054 mm (41.5 in.)
- Wheelbase: 3,234 mm (127.3 in.)
- Ground Clearance: 239 mm (9.4 in.)
- Approach Angle (Degrees): 32
- Departure Angle (Degrees): 23
- Gross Vehicle Weight: 2,540 kg (5,600 lb.)
- Curb Weight: 1,954 kg (4,315 lb.)

### OPTIONAL

- 6-Speed, Manual Transmission
- Premium Audio<sup>2</sup> – includes Embedded Navigation, Destination Assist (1-Year Trial), Safety Connect<sup>®</sup> (1-Year Trial)
- Combined City & Highway Rating 12.7 L/100 km 22 mpg<sup>10</sup>
- Approach Angle (Degrees): 29
- Curb Weight: 1,968 kg (4,340 lb.)
- (Automatic Limited Slip Differential, 4-Wheel Crawl Control, Multi-Terrain Select, Short Range Key Fob Remote Start<sup>13</sup>, Tire Pressure Monitoring System with Auto-Location Not Available)

[Build & Price](#)

[Compare Models](#)

# SR

## DOUBLE CAB - REGULAR BED



**ENGINE:** 3.5 Litre V6

**HORSEPOWER:** 278 hp @ 6,000 rpm

**TRANSMISSION:** Automatic

**TOWING CAPACITY:** 2,903 kg (6,400 lb.)<sup>1</sup>

**REGULAR BED:** 5,726 mm (225.4 in.)

**ENTERTAINMENT:** 7" Touch Screen, Apple CarPlay<sup>®2</sup> & Android Auto<sup>™2</sup> Compatibility, Backup Camera

**AIRBAGS:** 8

**FUEL EFFICIENCY RATING:** Combined City & Highway Rating 11.8 L/100 km 24 mpg<sup>10</sup>

### AVAILABLE EXTERIOR COLOURS<sup>11</sup>

- |                                                                                                                       |                                                                                                                   |
|-----------------------------------------------------------------------------------------------------------------------|-------------------------------------------------------------------------------------------------------------------|
|  Super White (040)                |  Barcelona Red Metallic (3R3) |
|  Wind Chill Pearl (089)          |  Army Green (6V7)            |
|  Celestial Silver Metallic (1J9) |  Lunar Rock (6X3)            |
|  Magnetic Grey Metallic (1G3)    |  Blue Crush Metallic (8W7)   |
|  Midnight Black Metallic (218)   |                                                                                                                   |

Colours

Build & Price

Compare Models



# SR

## DOUBLE CAB - REGULAR BED

---

### DRIVETRAIN

- Direct Injection 3.5 Litre, V6 Engine with 278 hp @ 6,000 rpm & 265 lb.ft. of Torque @ 4,600 rpm
- Variable Valve Timing with intelligence, Sequential Multiport Electronic Fuel Injection
- One-Touch Part-Time 4WD with Electronically Controlled Transfer Case
- 6-Speed, Automatic Transmission
- Automatic Limited Slip Differential
- Multi-Leaf Spring Rear Suspension
- Power-Assisted, Front Ventilated Disc Brakes & Rear Drum Brakes
- Towing Capacity: 2,903 kg (6,400 lb.)<sup>1</sup>
- Combined City & Highway Rating 11.8 L/100 km 24 mpg<sup>10</sup>

### ENTERTAINMENT & CONNECTIVITY

- 7" Touch Screen, 6-Speakers
- Apple CarPlay<sup>®2</sup> Compatibility
- Android Auto<sup>™2</sup> Compatibility
- USB Input/Charging Ports, Auxiliary Input Jack, Bluetooth<sup>®</sup>
- 4.2" TFT Multi-Information Display
- Backup Camera

### INTERIOR

- Interior Colour: Grey Fabric
- 5-Seat Capacity
- Air Conditioning
- Heated Front Seats
- Manual 4-Way Adjustable Driver's Seat with 2-Way Adjustable Lumbar Support
- Manual 4-Way Adjustable Passenger Seat
- Manual Slide Rear Window, Rear Privacy Glass
- Power Door Locks
- Tilt & Telescopic Steering Wheel
- Scuff Plates
- Front Sliding Sun Visors
- Day & Night Mechanical Rear View Mirror

### EXTERIOR

- Available Colours: Super White (040), Magnetic Grey Metallic (1G3), Midnight Black Metallic (218)
- Cab Mounted Brake Light with Integrated Red Lamp
- Dual Colour-Keyed, Heated, Power Adjustable Side View Mirrors
- Colour-Keyed Fender Flares, Rear Bumper & Door Handles
- Black Mud Guards & Front Grille
- Double Wall Cargo Bed, Composite (SMC) Cargo Bed
- Cargo Bed Tie-Downs, Tie-Down Cleats (Set of 4)
- Easy Lower & Lift Tailgate, Removable Locking Tailgate
- Towing Hitch Receiver
- Variable Intermittent Wipers
- Headlamps with Auto On/Off Features
- 16" Steel Wheels & P245/75R16 All-Season Tires

### SAFETY

- Toyota Safety Sense<sup>™</sup> (TSS-P)
- Star Safety System<sup>™</sup>
- 8 Airbags

### DIMENSIONS

- Length: 5,726 mm (225.4 in.)
- Width: 1,910 mm (75.2 in.)
- Height: 1,824 mm (71.8 in.)
- 6-Foot Cargo Bed
  - Length: 1,872 mm (73.7 in.)
  - Width (Between Wheel Wells): 1,054 mm (41.5 in.)
- Wheelbase: 3,569 mm (1240.5 in.)
- Ground Clearance: 239 mm (9.4 in.)
- Approach Angle (Degrees): 29
- Departure Angle (Degrees): 23
- Gross Vehicle Weight: 2,540 kg (5,600 lb.)
- Curb Weight: 2,038 kg (4,495 lb.)

[Build & Price](#)

[Compare Models](#)





# SR

## DOUBLE CAB - REGULAR BED

---

### **OPTIONAL**

#### **SR5 PACKAGE**

- Available Colours: Super White (040), Celestial Silver Metallic (1J9), Magnetic Grey Metallic (1G3), Midnight Black Metallic (218), Barcelona Red Metallic (3R3)
- Interior Colour: Premium Grey Fabric
- Audio Plus<sup>2</sup> – includes Safety Connect<sup>®</sup> (1-Year Trial)
- 8" Touch Screen
- SiriusXM<sup>®</sup> Satellite Radio with 3-Month All-Access Trial
- Power 8-Way Adjustable Driver's Seat with 2-Way Adjustable Lumbar Support
- Leather-Wrapped Steering Wheel
- Black Front Grille with Chrome Surround
- 120 Volt (400 Watt) Cargo Bed AC Power Outlet
- Front Sliding Sun Visors with Illuminated Mirror
- Electrochromic Rear View Mirror
- LED Daytime Running Lights, Fog Lamps
- 16" Aluminum Alloy Wheels & P245/75R16 All-Season Tires

#### **TRD SPORT PACKAGE**

- Plus SR5 Package
- Available Colours: Super White (040), Magnetic Grey Metallic (1G3), Midnight Black Metallic (218), Barcelona Red Metallic (3R3), Blue Crush Metallic (8W7)
- Interior Colour: TRD Grade Dark Grey Fabric
- Premium Audio with Remote<sup>2</sup> – includes Embedded Navigation, Destination Assist (1-Year Trial), Remote Connect (1-Year Trial), Service Connect<sup>12</sup> (Up to 8-Year Trial)
- Short Range Key Fob Remote Start<sup>13</sup>
- Off Road Body Kit, TRD Decals
- Sport-Tuned Suspension
- Hood Scoop
- Dual Zone Automatic Climate Control
- Leather-Wrapped Shift Knob
- 17" Aluminum Alloy Wheels & P265/65R17 All-Terrain Tires
- Smart Key System with Push Button Start
- Vehicle Anti-Theft System
- Tire Pressure Monitoring System with Auto-Location

#### **TRD SPORT PREMIUM PACKAGE**

- Plus TRD Sport Package
- Available Colours: Wind Chill Pearl (089), Magnetic Grey Metallic (1G3), Midnight Black Metallic (218), Barcelona Red Metallic (3R3), Army Green (6V7), Lunar Rock (6X3), Blue Crush Metallic (8W7)
- Interior Colour: Black/Grey Leather
- Power Tilt & Slide Moonroof
- Qi Wireless Charging<sup>4</sup>
- Blind Spot Monitor with Rear Cross-Traffic Alert<sup>3</sup>

[Build & Price](#)

[Compare Models](#)

# TRAIL

## DOUBLE CAB - SHORT BED



**ENGINE:** 3.5 Litre V6

**HORSEPOWER:** 278 hp @ 6,000 rpm

**TRANSMISSION:** Automatic

**TOWING CAPACITY:** 2,903 kg (6,400 lb.)<sup>1</sup>









**SHORT BED:** 5,393 mm (212.3 in.)

**ENTERTAINMENT:** 8" Touch Screen, Apple CarPlay®<sup>2</sup> & Android Auto™<sup>2</sup> Compatibility, SiriusXM Satellite Radio with 3-Month All-Access Trial, Backup Camera

**AIRBAGS:** 8

**FUEL EFFICIENCY RATING:** Combined City & Highway Rating 11.8 L/100 km 24 mpg<sup>10</sup>

### AVAILABLE EXTERIOR COLOURS<sup>11</sup>

- |                                                                                                                       |                                                                                                                   |
|-----------------------------------------------------------------------------------------------------------------------|-------------------------------------------------------------------------------------------------------------------|
|  Super White (040)                |  Electric Lime Metallic (588) |
|  Celestial Silver Metallic (1J9) |  Army Green (6V7)            |
|  Magnetic Grey Metallic (1G3)    |  Lunar Rock (6X3)            |
|  Midnight Black Metallic (218)   |  Blue Crush Metallic (8W7)   |

Colours

Build & Price

Compare Models



# TRAIL

## DOUBLE CAB - SHORT BED

### DRIVETRAIN

- Direct Injection 3.5 Litre, V6 Engine with 278 hp @ 6,000 rpm & 265 lb.ft. of Torque @ 4,600 rpm
- Variable Valve Timing with intelligence, Sequential Multiport Electronic Fuel Injection
- One-Touch Part-Time 4WD with Electronically Controlled Transfer Case
- 6-Speed, Automatic Transmission
- Automatic Limited Slip Differential
- Multi-Leaf Spring Rear Suspension, Suspension Lift (FR +28 mm, RR +13 mm)
- Power-Assisted, Front Ventilated Disc Brakes & Rear Drum Brakes
- Class IV Towing Hitch Receiver, 7-Pin Connector, Rear Differential Lock
- Towing Capacity: 2,903 kg (6,400 lb.)<sup>1</sup>
- Combined City & Highway Rating 11.8 L/100 km 24 mpg<sup>10</sup>

### ENTERTAINMENT & CONNECTIVITY

- 8" Touch Screen, 6-Speakers
- Audio Plus<sup>2</sup> – includes Safety Connect<sup>®</sup> (1-Year Trial)
- SiriusXM<sup>®</sup> Satellite Radio with 3-Month All-Access Trial
- Apple CarPlay<sup>®2</sup> Compatibility
- Android Auto<sup>™2</sup> Compatibility
- USB Input/Charging Ports, Auxiliary Input Jack, Bluetooth<sup>®</sup>
- 4.2" TFT Multi-Information Display
- Backup Camera

### INTERIOR

- Interior Colour: Premium Black/Sand Beige Fabric
- 5-Seat Capacity
- Dual Zone Automatic Climate Control
- Heated Front Seats
- Power 8-Way Adjustable Driver's Seat with 2-Way Adjustable Lumbar Support
- Manual 4-Way Adjustable Passenger Seat
- Unique Interior Accents

### EXTERIOR

- Available Colours: Army Green (6V7), Lunar Rock (6X3)
- Black Badge Covers
- Colour-Keyed Rear Bumper & Door Handles
- Predator Side Step Bars and skid plate
- Easy Lower & Lift Tailgate, Removable Locking Tailgate
- Heritage "TOYOTA" Front Grille with Bronze Lettering
- Headlamps with Auto On/Off Features, LED Daytime Running Lights
- 16" Off Road Bronze Wheel with Increased Track Width & P245/75R16 All-Season Tires

### SAFETY

- Toyota Safety Sense<sup>™</sup> (TSS-P)
- Star Safety System<sup>™</sup>
- 8 Airbags
- Vehicle Anti-Theft System

### DIMENSIONS

- Length: 5,393 mm (212.3 in.)
- Width: 1,910 mm (75.2 in.)
- Height: 1,824 mm (71.8 in.)
- 6-Foot Cargo Bed
  - Length: 1,537 mm (60.5 in.)
  - Width (Between Wheel Wells): 1,054 mm (41.5 in.)
- Wheelbase: 3,234 mm (127.3 in.)
- Ground Clearance: 239 mm (9.4 in.)
- Approach Angle (Degrees): 32
- Departure Angle (Degrees): 23
- Gross Vehicle Weight: 2,540 kg (5,600 lb.)
- Curb Weight: 2,016 kg (4,445 lb.)

[Build & Price](#)

[Compare Models](#)



# TRAIL

## DOUBLE CAB - SHORT BED

---

### **OPTIONAL**

#### **TRD OFF ROAD PACKAGE**

- Available Colours: Super White (040), Magnetic Grey Metallic (1G3), Midnight Black Metallic (218), Blue Crush Metallic (8W7)
- Interior Colour: TRD Grade Dark Grey Fabric
- Premium Audio with Remote<sup>2</sup> – includes Embedded Navigation, Destination Assist (1-Year Trial), Remote Connect (1-Year Trial), Service Connect<sup>12</sup> (Up to 8-Year Trial)
- Short Range Key Fob Remote Start<sup>13</sup>
- Front & Rear Bilstein Shock Absorbers
- Off Road Body Kit, TRD Decals
- Class IV Towing Hitch Receiver, 7-Pin Connector, 4-Wheel Crawl Control, Multi-Terrain Select
- Smart Key System with Push Button Start
- Fog Lamps
- 16" Rugged Aluminum Alloy Wheels & P265/70R16 All-Terrain Tires
- (Black Badge Covers, Predator Side Step Bars Not Available)

#### **TRD OFF ROAD PREMIUM PACKAGE**

- Plus TRD Off Road Package
- Available Colours: Super White (040), Celestial Silver Metallic (1J9), Magnetic Grey Metallic (1G3), Midnight Black Metallic (218), Army Green (6V7), Lunar Rock (6X3), Blue Crush Metallic (8W7)
- Interior Colour: Black/Grey Leather
- Power Tilt & Slide Moonroof
- Multi-Terrain View Monitor
- Qi Wireless Charging<sup>4</sup>
- Blind Spot Monitor with Rear Cross-Traffic Alert<sup>3</sup>

#### **TRD PRO PACKAGE**

- Plus TRD Off Road Premium Package
- Available Colours: Super White (040), Magnetic Grey Metallic (1G3), Midnight Black Metallic (218), Electric Lime Metallic (588)
- Interior Colour: TRD PRO Black Leather
- JBL<sup>®</sup> Audio, 7-Speakers
- Heritage "TOYOTA" Front Grille
- LED Headlamps, Rigid Industries Fog Lamps
- TRD PRO Tuned Off Road Suspension with FOX<sup>®</sup> Shocks with Rear Remote Reservoirs, TRD Tuned Front Coil Springs & Rear Leaf Springs
- TRD PRO Shift Knob, Power Tilt & Slide Moonroof, TRD PRO Carpet Floor Mats
- TRD PRO Badges, TRD PRO Stainless Steel Exhaust, TRD PRO Skid Plate, TRD Centre Cap
- 16" TRD PRO Aluminum Alloy Wheels

[Build & Price](#)

[Compare Models](#)

# TRD SPORT PREMIUM

## DOUBLE CAB - SHORT BED



**ENGINE:** 3.5 Litre V6

**HORSEPOWER:** 278 hp @ 6,000 rpm

**TRANSMISSION:** Manual

**TOWING CAPACITY:** 2,903 kg (6,400 lb.)<sup>1</sup>

**SHORT BED:** 5,393 mm (212.3 in.)

**ENTERTAINMENT:** 8" Touch Screen, Apple CarPlay<sup>®2</sup> & Android Auto<sup>™2</sup> Compatibility, Premium Audio with Remote,<sup>2</sup> Short Range Key Fob Remote Start<sup>13</sup>, Qi Wireless Charging,<sup>4</sup> Backup Camera

**AIRBAGS:** 8

**FUEL EFFICIENCY RATING:** Combined City & Highway Rating 12.7 L/100 km 22 mpg<sup>10</sup>

### AVAILABLE EXTERIOR COLOURS<sup>11</sup>

- |                                                                                                                     |                                                                                                                   |
|---------------------------------------------------------------------------------------------------------------------|-------------------------------------------------------------------------------------------------------------------|
|  Super White (040)              |  Electric Lime Metallic (588) |
|  Wind Chill Pearl (089)        |  Army Green (6V7)            |
|  Magnetic Grey Metallic (1G3)  |  Lunar Rock (6X3)            |
|  Midnight Black Metallic (218) |  Blue Crush Metallic (8W7)   |
|  Barcelona Red Metallic (3R3)  |                                                                                                                   |

Colours

Build & Price

Compare Models



# TRD SPORT PREMIUM

## DOUBLE CAB - SHORT BED

### ADDS TO OR REPLACES FEATURES OFFERED ON TRAIL

#### DRIVETRAIN

- 6-Speed, Manual Transmission
- Super Electronically Controlled Transmission, Lock-Up Torque Converter
- Sport-Tuned Suspension
- Towing Capacity: 2,903 kg (6,400 lb.)<sup>1</sup>
- Combined City & Highway Rating 12.7 L/100 km 22 mpg<sup>10</sup>

#### ENTERTAINMENT & CONNECTIVITY

- Premium Audio with Remote<sup>2</sup> – includes Embedded Navigation, Destination Assist (1-Year Trial), Remote Connect (1-Year Trial), Service Connect<sup>12</sup> (Up to 8-Year Trial)
- Short Range Key Fob Remote Start<sup>13</sup>
- Qi Wireless Charging<sup>4</sup>

#### INTERIOR

- Interior Colour: Black/Grey Leather

#### EXTERIOR

- Available Colours: Wind Chill Pearl (089), Magnetic Grey Metallic (1G3), Midnight Black Metallic (218), Barcelona Red Metallic (3R3), Army Green (6V7), Lunar Rock (6X3), Blue Crush Metallic (8W7)
- Power Tilt & Slide Moonroof
- Dual, Heated, Power Adjustable Side View Mirrors
- Hood Scoop
- 120 Volt (400 Watt) Cargo Bed AC Power Outlet
- Class IV Towing Hitch Receiver, 7-Pin Connector
- 16" Aluminum Alloy Wheels & P245/75R16 All-Season Tires

#### SAFETY

- Blind Spot Monitor with Rear Cross-Traffic Alert<sup>3</sup>

#### DIMENSIONS

- Length: 5,393 mm (212.3 in.)
- Width: 1,910 mm (75.2 in.)
- Height: 1,824 mm (71.8 in.)
- 5-Foot Cargo Bed
  - Length: 1,537 mm (60.5 in.)
  - Width (Between Wheel Wells): 1,054 mm (41.5 in.)
- Wheelbase: 3,235 mm (127.3 in.)
- Ground Clearance: 239 mm (9.4 in.)
- Approach Angle (Degrees): 29
- Departure Angle (Degrees): 23
- Gross Vehicle Weight: 2,540 kg (5,600 lb.)
- Curb Weight: 2,025 kg (4,465 lb.)

#### OPTIONAL

##### TRD PRO PACKAGE

- Available Colours: Super White (040), Magnetic Grey Metallic (1G3), Midnight Black Metallic (218), Electric Lime Metallic (588)
- Interior Colour: TRD PRO Black Leather
- Heritage "TOYOTA" Front Grille
- Multi-Terrain View Monitor
- LED Headlamps, Rigid Industries Fog Lamps
- TRD PRO Tuned Off Road Suspension with FOX® Shocks with Rear Remote Reservoirs, TRD Tuned Front Coil Springs & Rear Leaf Springs
- TRD PRO Shift Knob, Power Tilt & Slide Moonroof, TRD PRO Carpet Floor Mats
- TRD PRO Badges, TRD PRO Stainless Steel Exhaust, TRD PRO Skid Plate, TRD Centre Cap
- 16" TRD PRO Aluminum Alloy Wheels & P265/70R16 All-Season Tires
- Combined City & Highway Rating 12.9 L/100 km 22 mpg<sup>10</sup>
- (Black Badge Covers Not Available)

Build & Price

Compare Models

# NIGHTSHADE

## DOUBLE CAB - SHORT BED



**ENGINE:** 3.5 Litre V6

**HORSEPOWER:** 278 hp @ 6,000 rpm

**TRANSMISSION:** Automatic

**TOWING CAPACITY:** 2,903 kg (6,400 lb.)<sup>1</sup>

**SHORT BED:** 5,393 mm (212.3 in.)


**ENTERTAINMENT:** 8" Touch Screen, Apple CarPlay<sup>®2</sup> & Android Auto<sup>™2</sup> Compatibility, JBL<sup>®</sup> Audio, Premium Audio with Remote,<sup>2</sup> Backup Camera, Bird's-Eye-View Monitor, Qi Wireless Charging<sup>4</sup>


**AIRBAGS:** 8

**FUEL EFFICIENCY RATING:** Combined City & Highway Rating 11.6 L/100 km 24 mpg<sup>10</sup>

### AVAILABLE EXTERIOR COLOURS<sup>11</sup>

 Wind Chill Pearl  
(089)

 Magnetic Grey Metallic  
(1G3)

 Midnight Black Metallic  
(218)

Colours

Build & Price

Compare Models



# NIGHTSHADE

## DOUBLE CAB - SHORT BED

### ADDS TO OR REPLACES FEATURES OFFERED ON TRAIL

#### DRIVETRAIN

- Multi-Leaf Spring Rear Suspension
- Towing Capacity: 2,903 kg (6,400 lbs.)<sup>1</sup>
- Combined City & Highway Rating 11.8 L/100 km 24 mpg<sup>10</sup>
- (Automatic Limited Slip Differential, Class IV Towing Hitch Receiver, 7-Pin Connector, 4-Wheel Crawl Control, Multi-Terrain Select, Rear Differential Lock, FOX® Shock Absorbers Not Available)

#### ENTERTAINMENT & CONNECTIVITY

- JBL® Audio, 7-Speakers
- Premium Audio with Remote<sup>2</sup> – includes Embedded Navigation, Destination Assist (1-Year Trial), Remote Connect (1-Year Trial), Service Connect<sup>12</sup> (Up to 8-Year Trial)
- Short Range Key Fob Remote Start<sup>13</sup>
- Bird's-Eye-View Monitor
- Qi Wireless Charging<sup>4</sup>

#### INTERIOR

- Interior Colour: Premium Black Leather

#### EXTERIOR

- Available Colours: Wind Chill Pearl (089), Magnetic Grey Metallic (1G3), Midnight Black Metallic (218)
- Power Tilt & Slide Moonroof
- Black Mirror Cap & Door Handles
- Black Grille Surround
- Black Badging
- Black Chrome Tailgate Inserts
- Black Exhaust Tip
- Black Lug Nuts & Wheel Locks
- LED Headlamps & Fog Lamps
- Black 18" Aluminum Alloy Wheels & P265/60R18 All-Season Tires

#### SAFETY

- Intelligent Clearance Sonar
- Smart Key System with Push Button Start
- Blind Spot Monitor with Rear Cross-Traffic Alert

#### DIMENSIONS

- Length: 5,393 mm (212.3 in.)
- Width: 1,910 mm (75.2 in.)
- Height: 1,824 mm (71.8 in.)
- 5-Foot Cargo Bed
  - Length: 1,537 mm (60.5 in.)
  - Width (Between Wheel Wells): 1,054 mm (41.5 in.)
- Wheelbase: 3,235 mm (127.3 in.)
- Ground Clearance: 239 mm (9.4 in.)
- Approach Angle (Degrees): 29
- Departure Angle (Degrees): 23
- Gross Vehicle Weight: 2,540 kg (5,600 lb.)
- Curb Weight: 2,043 kg (4,505 lb.)

[Build & Price](#)

[Compare Models](#)





Toyota Genuine Accessories are custom designed and engineered to fit your specific Toyota vehicle and are backed by a Toyota Warranty.



### EXTERIOR

- Battery Trickle Charger
- Bed Cleat
- Bed Divider
- Bed Extender
- Bed Lighting
- Bed Mat
- Black Tailgate Insert Badge
- Blackout Badges
- Cargo Net
- Chrome Tailgate Insert Badge
- D-Ring
- Door Cup Protection Film – Set of Four
- Door Edge Film
- Exhaust Tip – Black Chrome
- Exhaust Tip – Chrome
- Hard Tri-Fold Tonneau Cover
- LED Fog Light Kit – Chrome or Black
- Oval Tube Steps – 5-inch Black
- Power Tailgate Lock
- Predator Tube Step
- Premium Plug-In Block Heater
- Pro Series Paint Protection Film
- Rear Bumper Step
- Roof Rack
- Running Boards
- Side Step Bars – 4-inch Chrome
- Side Step Bars – 5-inch Chrome
- Soft Tri-Fold Tonneau Cover
- Spare Tire Lock
- Towing Hitch Ball 2 5/16"

### INTERIOR

- START+ Long Range Remote Engine Starter
- Toyota Genuine Dash Camera
- Tub Style All-Season Floor Mats
- Universal Tablet Holder

### TRD ACCESSORIES

- TRD Front Skid Plate
- TRD Lift Kit
- TRD Performance Air Filter
- TRD Performance Air Intake System
- TRD Performance Exhaust System
- TRD Performance Exhaust with Black Chrome Exhaust Tip
- TRD Shift Knob

### COMFORT+ PACKAGES

- **COMFORT+:** Battery Trickle Charger, Bluetooth® App  
*\*Block Heater Required (SOLD SEPARATELY, if not already installed on vehicle)*
- **COMFORT+ Enhanced:** Battery Trickle Charger, Bluetooth® App, Cabin Warmer
- **COMFORT+ Complete:** Battery Trickle Charger, Bluetooth® App, Cabin Warmer  
*\*Block Heater Required (SOLD SEPARATELY, if not already installed on vehicle)*

[Learn More](#)



Every Toyota Car, Truck, and SUV is built to exceptional standards. And that's not idle boasting. We back it up with these Limited Warranty Coverages:

[Learn More](#)

**BASIC**

36 months/60,000 km, whichever comes first (all components that are defective in material or workmanship excluding normal wear and maintenance items).

**36 MONTHS**  
OR  
**60,000 km**

**POWERTRAIN**

60 months/100,000 km, whichever comes first (engine, transmission/transaxle, drive system, seatbelts, and airbags).

**60 MONTHS**  
OR  
**100,000 km**

**CORROSION PERFORATION**

60 months/unlimited km (corrosion perforation of sheet metal).

**60 MONTHS**  
OR  
**UNLIMITED km**

**EMISSIONS**

Coverages vary under federal and provincial regulations.

# Simple, safe, and convenient ways to shop for your new Toyota.

## Visit a dealership

When you're ready to test drive a Toyota, contact a dealership near you for help.

[Find a Dealer](#)

## Find great incentives

Take advantage of Toyota incentives including cash, lease, and financing offers available at dealerships across Canada.

[Offers/Promotions](#)

## Get financing

Toyota Financial Services can help you get behind the wheel of a new Toyota faster with quick & easy online pre-approvals.

[Financial Services](#)





(1) Before towing, confirm your vehicle and trailer are compatible, hooked up and loaded properly and that you have any necessary additional equipment. Do not exceed any Weight Ratings and follow all instructions in your Owner's Manual. The maximum you can tow depends on base curb Weight plus the total Weight of any cargo, occupants, and added vehicle equipment. "Added vehicle equipment" includes additional standard/optional equipment and accessories added by the manufacturer, dealers, and/or vehicle owners. The only way to be certain of your vehicle's exact curb Weight is to Weight your vehicle without passengers or cargo. Installation of a tow hitch receiver or other accessories located near the rear bumper may require disabling or removing the kick sensor, and the sensor operation setting in your vehicle should be turned off. See Owner's Manual for limitations. (2) Driving while distracted can result in loss of vehicle control. Some features may be locked out while the vehicle is in gear. To reduce risk of accident while driving, exercise care when using the systems (even with the voice commands) and obey all local laws concerning use of the systems while driving (as some laws prohibit the use of electronic devices while operating a vehicle). Once the Connected Services by Toyota trial subscription expires, paid enrollment is required. Apple CarPlay, iPhone and Siri are trademarks of Apple Inc. Android Auto and Google Assistant are trademarks of Google LLC. A compatible customer phone pairing is required and customers are responsible for all data charges. (3) Do not rely exclusively on the Blind Spot Monitor System and Rear Cross-Traffic Alert System. They are not collision-avoidance systems or substitutes for safe and attentive driving. (4) Qi wireless charging may not be compatible with all mobile phones, MP3/WMA players and like models. When using the wireless charging system avoid placing metal objects between the wireless charger and the mobile device when charging is active. Doing so may cause metal objects to become hot and could cause burns. (5) Drivers should always be responsible for their own safe driving. Please always pay attention to your surroundings and drive safely. Depending on the conditions of roads, vehicles, weather, etc., the TSS systems may not work as intended. (6) Dynamic Radar Cruise Control is designed to assist the driver and is not a collision-avoidance system or a substitute for safe and attentive driving practices. System effectiveness depends on many factors such as weather, traffic and road conditions. (7) Lane Departure Alert with Steering Assist is designed to read lane markers under certain conditions and provide visual and audible alerts and slight steering force when lane departure is detected. It is not a collision-avoidance system or a substitute for safe and attentive driving. (8) The TSS Pre-Collision System is designed to help avoid or reduce the impact speed and damage in certain frontal collisions only. The Pedestrian Detection system is designed to detect a pedestrian ahead of the vehicle, determine if impact is imminent and help reduce impact speed. It is not a substitute for safe and attentive driving. System effectiveness depends on many factors, such as speed, size and position of pedestrians, driver input and weather, light and road conditions. (9) Automatic High Beam system operates at speeds above approximately 34 km/h. Factors such as a dirty windshield, variable weather, lighting conditions and hilly terrain will limit effectiveness, requiring the driver to manually turn it off. (10) Fuel efficiency estimates were determined using approved Government of Canada Test Methods. Actual fuel consumption will vary based on driving habits and other factors. (11) Not all exterior and interior colour options are available for every model. (12) Services are dependent upon connection to a compatible 4G wireless network, provided by a third-party wireless service provider. Toyota is not responsible for 4G cellular network discontinuance and will not provide compensation for reduced service availability. Based on current information, 4G network availability may end as early as 2029. (13) Active DCM required. DCM is active during connected services trial periods or with a paid subscription for connected services. Waiving your connected services will deactivate the DCM.

Details on the above features can be found in the Owner's Manual or through your local Toyota Dealer.

**Toyota Canada Inc.** Every effort has been made to ensure the specifications and equipment shown are accurate based on information available at time of publication. In some cases, certain changes in production capacity, standard equipment, options or product delays may occur which would not be reflected in this brochure. Toyota Canada Inc. reserves the right to make these changes without notice or obligation. The Toyota website [toyota.ca](http://toyota.ca) – or your Toyota Dealer is your best source for up-to-date information.



PROUD PARTNER