

# CITROËN ^ CX





CITROËN CX3000

38 ARS 75



LS1-1

CX2000

CX2000





**CX2200 Super**





**CX2200 Super**







**CX2200 Pallas**






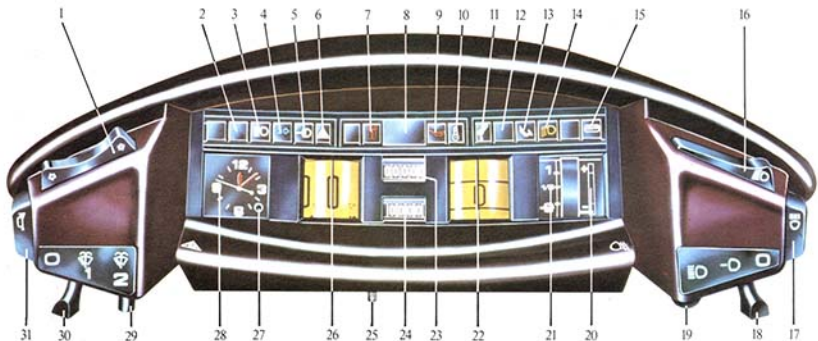
**CX2200 Pallas**





CX Safari Estate





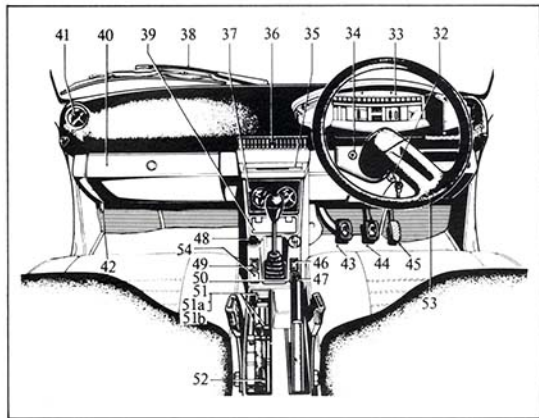
How we shall drive in the future is shown very clearly in the Citroën CX today.

The futuristic dashboard is newly planned for safe driving in modern traffic. Vital controls can be used without the hands leaving the steering wheel, which itself is the unique one-spoke padded safety wheel.

The driving position is designed for long-term comfort, and puts the driver in total command.

The Citroën CX is designed to make driving safer, less tiring, more satisfying.

1. Control for direction indicators.
2. Yellow warning lamp: for parking and emergency brake.
3. Blue warning lamp: for headlamp main beam.
4. Green warning lamp: for direction indicators.
5. Green warning lamp: for sidelights.
6. Red warning lamp: for hazard warning lights.
7. Red warning lamp: for the hydraulic system pressure.
8. Red light indicating urgent need to stop.
9. Red warning lamp: for engine oil pressure.
10. Red warning lamp: for water temperature.
11. Button for checking red warning lamps.
12. Red warning lamp: for engine oil temperature.
13. Yellow warning lamp: for brake pad wear.
14. Yellow warning lamp: for dipped beam.
15. Yellow warning lamp: for heated rear window.
16. Control switch for dipped beam.
17. Headlamp flasher control.
18. Switch for headlamps, sidelights and tail lights.
19. Switch for dashboard lighting (rheostat).
20. Battery charge indicator.
21. Fuel gauge.
22. Electronic tachometer.
23. Total mileage recorder.
24. Trip mileage recorder.
25. Button to reset trip mileage recorder.
26. Speedometer.
27. Button to reset clock.
28. Electric clock.
29. Hazard warning switch.
30. Windscreen wiper and washer control.
31. Horn control.



32. Combined anti-theft lock, ignition, starter control.
33. Dashboard.
34. Choke.
35. Location for radio.
36. Central ventilation grille.
37. Adjustable ventilators.
38. Windscreen wiper.
39. Ashtray.
40. Glove compartment.
41. Adjustable ventilator.
42. Bonnet opening control lever.
43. Clutch pedal.
44. Brake pedal.
45. Accelerator pedal.
46. Electric window control.
47. Handbrake.
48. Cigar lighter.
49. Electric window control.
50. Control for rear window heating.
51. Heater control.
- 51a. Heater volume control.
- 51b. Hot air blower-3 speeds.
52. Height adjuster.
53. Pneumatic engine oil level gauge.
54. Interior light switch.

These specifications apply to the CX 2200 Super, CX 2200 Pallas and CX Safari Estate.

Since it was launched, the Citroen CX has received many of the most coveted awards that the motoring world offers.

It was the European Car of the Year for 1974/75. Europe's leading motoring writers voted the CX the best of all new models in all classes by an overwhelming margin.

The CX was given the important Safety Award by the French motoring press association.

It was also singled out for a Design Award at Geneva by a jury of 107 styling and coachwork specialists.

#### **Best car for the job.**

These awards confirm that the Citroen CX is much more than just another new car. As 'Motor' has said, 'When Citroen introduce a completely new model it is an event of rare importance and interest.'

The CX, like other new Citroens before it, advances the art and craft of the automobile. It is also a brilliantly successful synthesis of all the qualities you want, and need, in a car today.

Whatever you ask of a car, you will find that the Citroen CX is best for the job in hand.

#### **The total safety concept.**

In the engineering aspects of a car, Citroen have always been well ahead of other makers.

This lead is very apparent in all the 'active safety' features of the new CX. Its roadholding, based on the unique Citroen solution of front wheel drive combined with Hydropneumatic suspension, is exemplary. Steering is precise and positive. Braking is through four-wheel power-operated disc brakes.

The original layout of the dashboard is planned for cool, rational, safe driving.

In the construction of the car, Citroen have arrived at a new and ingenious solution which provides optimum safety; and also, incidentally, makes a major contribution to the silent ride of the CX.

The body shell is a separate unit joined by 16 flexible rubber mountings to the underframe.

The passenger compartment section of the body shell is exceptionally strong and rigid. Impacts are absorbed by the front and rear body panels and the underframe. The transverse-mounted engine provides extra protection at the front. At the rear an extra safeguard is built-in to prevent luggage being projected forward.

Inside the car, too, every detail has been planned for the protection of driver and passengers.

There are no hard projections. All is foam padded or softly covered.

Every driver trusts his car with his life. This is why Citroen engineers have designed the CX to be one of the safest cars in the world.

#### **Priority for comfort.**

Most cars feel comfortable in the showroom. The real test of comfort comes at the end of a 500-mile motorway run on a wet night. Or after a cross-city drive in August when the roadworks men are doing their worst.

The CX looks after your comfort better than almost any car on the road.

The legendary Citroen Hydropneumatic suspension has been developed to a new degree of excellence.

You can forget bumps and potholes when you ride in the CX. More subtle and less well-known is the way this unique suspension reacts to load. No matter how much or how little you carry in the car, you will find roadholding and handling almost totally unaffected. The Hydropneumatic suspension automatically adjusts to the weight carried.

Because the CX engine is transverse mounted, Citroen had room to make the interior exceptionally spacious within compact overall dimensions.

The car is very light inside with superb visibility. The luxuriously cloth-upholstered seats, with head-rests, are fully adjustable and ergonomically designed to support you throughout the longest journey.

Quietness is an important part of comfort. Because of its new form of construction, the CX insulates the passenger compartment from both engine sound and vibration.

You can hear yourself think, even at the fastest autoroute speeds.

#### **The most beautiful?**

'Motor' considered the CX, 'Surely one of the world's most beautiful production cars of all time.'

The CX certainly has an elegant line, spare and functional. Its original touches are designed not to impress, but to work better. The single massive wiper, for example, sweeps a larger area than the conventional two. The rear window is concave in order to prevent rain from settling.

And the aerodynamic styling, so easy on the eye, is there to save energy. Because, above all, the CX is an economical car: light on fuel, tyres and servicing.

As we said, the car of the year is the best car for the job—now and for the years ahead.



## The CX range

**CX 2000** Powered by Citroën's smooth modern 1985cc engine, transverse mounted and developing 102 bhp DIN at 5500rpm, the CX 2000 moves easily and rapidly to a top speed of 108mph. Gearchanging is precise and satisfying, through the four-speed box controlled by floor-mounted gearlever. The disc brakes



are dual circuit front and rear, and in every way the CX 2000 is a fully-equipped car. Seats with front headrests are upholstered in Jersey cloth. Features such as defrosting rear window, quartz halogen headlamps, day/night driving mirror, front inertia reel belts and the two-speed single wiper are standard.

**CX 2200 Super** The more powerful 2175cc engine develops 112bhp DIN at 5500rpm and has a top speed of 111mph. Because of the aerodynamic body styling, both CX 2000 and CX 2200 Super are energy-conscious cars, with a similar overall DIN fuel consumption of 27.77mpg—a figure careful drivers will better. Besides the



larger engine, the CX 2200 Super has additional features such as electrically-operated front windows, a tachometer, handbrake warning lamp, air horn, roof aerial and built-in loudspeakers, metallic paint at no extra cost, and a pneumatic indicator on the dash which allows oil level checks from within the car.

**CX 2200 Pallas** This is one of the most elegant and luxurious cars built in Europe today. To the already very complete specification of the CX 2200 Super, Citroën adds extra refinements. VariPower steering, self-returning at rest and allowing progressively more 'feel' as speed increases, is standard. Outside, the



Pallas is distinguished by special overall wheel trims and a protective lateral strip. Inside, there is velours upholstery and deep pile carpet which is extended over the rear parcel shelf. A map reading light is fitted, as are brushed aluminium ashtrays, pockets in the rear of the front seats and two rear roof lights.

**CX Safari Estate** The famous and unique Citroën Safari, now reborn in CX form. The capacity is as impressive as ever: 39.37cuft with all seats in position, or 71.69cuft with rear seat folded. The big tailgate, with wiper, opens easily and loading height is low. The CX Safari Estate is both a capable, rugged loadcarrier and more



comfortable than most saloons. Citroën Hydropneumatic suspension means that the unmatched comfort and roadholding of CX saloons is retained even when the Safari is loaded to capacity. Additional braking power is provided by ventilated discs front and rear. Top speed is 106 mph, fuel consumption 26.15 mpg DIN.

# Technical Data

**Engine:** 4 cylinder in-line, water cooled, transverse mounted, inclined 30° forwards, side camshaft, overhead valves; light alloy cylinder head, dual manifold exhaust.

**Cooling circuit:** Radiator, steel matrix, cross-flow type unit, side tank and expansion tank, electric fan with thermostatic control.

**Electrical System:** Alternator, battery 12v.

**Clutch:** Diaphragm type, mechanical control.

**Transmission:** Front wheel drive, gearbox with 4 synchromesh forward speeds, gear control by floor-mounted lever, tri-axle constant velocity joints at gearbox drive-outlets, ball type constant velocity joints at wheel end.

**Steering:** Rack and pinion, safety column with flexible coupling and shaft with universal joint.

**Construction:** Monocoque body shell joined by flexible mountings to an underframe.

**Suspension:** Hydropneumatic, 4 independent wheels, height correctors front and rear,

maintaining a constant ground clearance whatever the load in the vehicle. Ground clearance is controlled by using a lever on the centre console between the front seats.

**Capacities:** Fuel tank 15 gallons (68 l). Engine sump: 1 gallon (approx 4.5 l). Gearbox oil: 3 pints (approx 1.7 l). Hydraulic fluid: 7 pints (approx 4 l).

**Features:** Front headrests, speedometer with indication of stopping distances, hazard warning lamps, cigar lighter, day/night driving mirror, electric screen washers, two-speed screen wiper, brake pad wear warning lamp, glovebox lid lock, child safety rear locks, defrosting rear window, quartz halogen headlamps, front inertia reel belts.

**CX2200 Super** Electric window winders on front doors. Driver's seat adjustable for height. Roof aerial and two door-mounted loud-speakers. Pneumatically-operated engine-oil

level indicator on dash. Air horns. Tachometer. Dashboard 'STOP' warning light with systems check button. Handbrake warning light. Larger and more powerful interior courtesy light. Rubber buffer strip on rear bumper. Metallic paint at no extra cost.

**CX2200 Pallas** Specification as for CX2200 Super, plus: Special wheel trims. Protective strip along side of body. Velours seat upholstery. Deep pile carpet on floors and rear parcel shelf. Map reading light for front passenger. Brushed aluminium ashtrays. Pockets in rear of front seats. Pallas insignia. VariPower steering.

**CX Safari Estate** Specification as for CX2200 Super saloon except for engine and other variations shown in table below and: Fifth door hinges clear of body for easy loading. Rear windscreen wiper. Folding and detachable rear seat.

**Options** Please check with your dealer for latest availability.

	CX 2000	CX 2200 Super	CX Safari Estate
Vehicle weight DIN	2789 lbs (1265 kg)	2833 lbs (1285 kg)	3053 lbs (1380 kg)
Gross vehicle weight, laden	3836 lbs (1740 kg)	3880 lbs (1760 kg)	4564 lbs (2065 kg)
Max. towing weight with standard towing equipment	1984 lbs (900 kg)	1984 lbs (900 kg)	1984 lbs (900 kg)
Max. towing weight with additional equipment	2866 lbs (1300 kg)	2866 lbs (1300 kg)	2866 lbs (1296 kg)
Max. nose weight	220 lbs (100 kg)	220 lbs (100 kg)	220 lbs (100 kg)
Track, front	4'10" (1474 mm)	4'10" (1474 mm)	4'10" (1474 mm)
Track, rear	4'5 1/2" (1360 mm)	4'5 1/2" (1360 mm)	4'6 1/2" (1390 mm)
Wheelbase	9'4" (2845 mm)	9'4" (2845 mm)	10'1 1/2" (3095 mm)
Length overall	15'2 1/2" (4630 mm)	15'3 1/2" (4660 mm)	16'1 1/2" (4920 mm)
Width overall	5'8" (1730 mm)	5'8" (1730 mm)	5'8" (1730 mm)
Height	4'5 1/2" (1360 mm)	4'5 1/2" (1360 mm)	4'9 1/2" (max.) (1465 mm)
Ground clearance	0'6" (155 mm)	0'6" (155 mm)	0'6" (155 mm)
Max. roof rack weight	176 lbs (80 kg)	176 lbs (80 kg)	176 lbs (80 kg)
Boot volume	16.8 cu ft (475 dm <sup>3</sup> )	16.8 cu ft (475 dm <sup>3</sup> )	39.37 cu ft (1115 dm <sup>3</sup> ) rear seat in position 71.69 cu ft (2030 dm <sup>3</sup> ) rear set folded
Cubic capacity	1985 cc	2175 cc	1985 cc
Bore and stroke	86x85.5 mm	90x85.5 mm	86x85.5 mm
Compression ratio	9:1	9:1	9:1
Power/DIN	102 bhp at 5500 rpm	112 bhp at 5500 rpm	102 bhp at 5500 rpm
Torque/DIN	112.1 ft lb at 3000 rpm (15.5 m/kg at 3000 rpm)	122.9 ft lb at 3500 rpm (17.0 m/kg at 3500 rpm)	112.1 ft lb at 3000 rpm (15.5 m/kg at 3000 rpm)
Carburettor	Dual choke	Dual choke	Dual choke
Tyres, front	185 SR 14 ZX	185 HR 14 XVS	185 SR 14 ZX
Tyres, rear	175 SR 14 ZX	175 HR 14 XVS	185 SR 14 ZX
Brakes, front	Ventilated discs	Ventilated discs	Ventilated discs
Brakes, rear	Discs	Discs	Ventilated discs
Top speed	108 mph (174 km/h)	111 mph (179 km/h)	106 mph (171 km/h)
Fuel consumption DIN	27.77 mpg	27.77 mpg	26.15 mpg

DIN (Deutsche Industrie Normen) figures are the most widely-accepted standard in the European motor industry.

**Hydropneumatic suspension.** Each wheel is fitted with a shock-absorbing sphere in which a mineral oil interacts with a constant mass of gas. The results are a smooth ride always and superb roadholding.

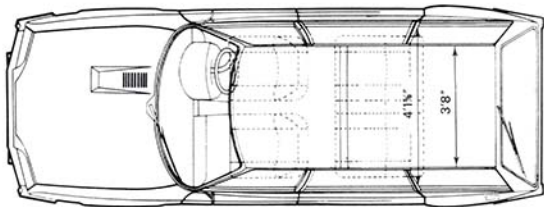
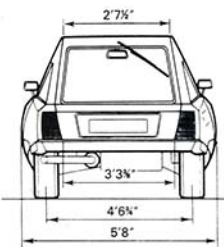
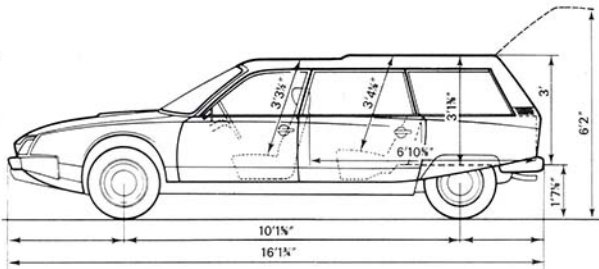
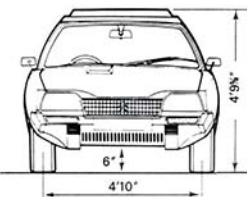
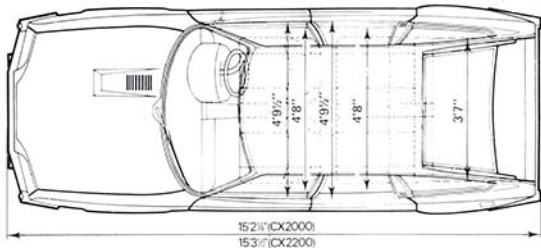
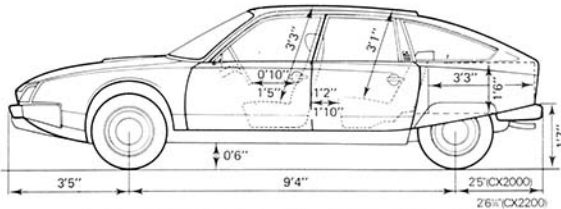
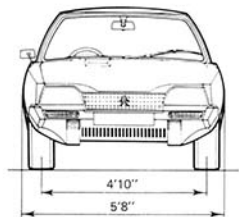
**Body shell.** All-welded, with rigid passenger compartment and impact absorbent panels front and rear.

**Underframe.** This carries engine and running gear. Body shell and underframe are linked by 16 flexible rubber mountings, a form of construction which improves stability and silence.

**Anti-dive geometry.** On the front axle, this minimises nose-lift and dipping when accelerating or braking hard.

**Front and rear height correctors.** These maintain the vehicle at constant height automatically, regardless of load. A lever inside the car allows the driver to vary the ground clearance. A brake valve limits the rear braking effort in relation to the weight on the axle.





Note: dimensional details may be subject to variation.

**E. A. DOVE**  
**REPPS SERVICE STATION**  
**REPPS, GT. YARMOUTH**  
**Phone: Potter Heigham 271 & 256**

Ask for a test drive at your Citroen dealer.

**NOTE:** The information contained in this brochure was accurate at the date of going to press (1st December 1975). The company however reserves the right, while preserving the essential characteristics of the models described and illustrated, to introduce at any time, modifications, changes to details, equipment or accessories as may be considered necessary to improve the models described or for any other reason of a constructional or operational nature. Every endeavour will be made to bring the brochure up to date from time to time but in order to avoid any misunderstanding any person interested should enquire of the company or its agents as to whether there have been material alterations since the date of the issue of this brochure.

**Citroen Cars Ltd, Mill Street, Slough SL2 5DE. Telephone: Slough 23808. Telex: 847053.**