

Citroën Care for Van and Driver

A network of Citroën New Van Dealers, Authorised Repairers and Parts Distributors are equipped and trained to meet the needs of today's Citroën customer.

Dealers can offer advice on vehicle funding; via Citroën Contract Motoring with packages such as Contract Hire, Finance Lease or Lease Purchase for Business Users, or via Citroën Financial Services with Hire Purchase for Retail buyers.

In addition Authorised Repairers have a team of technicians skilled in the care and maintenance of Citroën products.

Delivery and Number Plates

There is a standard charge for delivery with number plates of £615 for the New Citroën Relay. This price is inclusive of VAT, but exclusive of Road Fund Licence and the Government First Registration Fee.

Vehicle Excise Duty

VED rate for Euro IV models up to 3.5 tonnes GVW, registered by 31st December 2006 = £110

VED rate for models over 3.5 tonnes GVW and under 7.5 tonnes GVW = £165

Citroën Fleet and Business Sales

All Citroën New Van Dealers are dedicated to meeting the specialist needs of both the fleet and business buyer. Their comprehensive service can include advice on important business vehicle decisions, such as alternative acquisition methods, disposal of existing vans, priority servicing and much more. In short, their expertise aims to provide a 'total transport solution' for all your fleet or business vehicle needs. If you would like to contact Citroën direct for further information, please call Citroën Fleet Connect on 08457 940 940. Or look us up at: <http://www.citroen.co.uk/fleet>

Citroën ADVANTAGE

Whether you intend to keep your new Citroën for more than 3 years or simply plan to drive more than 100,000 miles during its first three years, Citroën ADVANTAGE is an extended warranty which offers a similar level of cover to Citroën's new vehicle warranty.

For more information, please contact your Citroën Dealer or call 0800 5879808. Citroën ADVANTAGE is underwritten by Pinnacle Insurance plc. Conditions apply.

Citroën MAINTENANCE

What if you could relax, safe in the knowledge that for a small one-off fee or a low monthly payment, you could benefit from routine servicing, replacement of wear and tear items and roadside assistance? With Citroën MAINTENANCE you can.

Simply choose the period and select the mileage and you too could benefit from peace of mind motoring on your terms.

For more information, contact your Citroën New Vehicle Dealer or Citroën Authorised Repairer.

Citroën ASSISTANCE

In response to a free telephone call, Citroën ASSISTANCE brings rapid expert roadside assistance to you in an emergency. It comes free of charge for a full year and operates 24 hours a day in all parts of the UK and Europe. Services include nationwide recovery for both van and passengers, a home call service, replacement vehicle, hotel accommodation and vehicle storage if required. Citroën ASSISTANCE applies to all vehicles registered from 01.01.05. Please note, Citroën ASSISTANCE only applies to incidents covered by the new vehicle warranty. Full details are available on request from Citroën UK via cukcustomer_relations@citroen.com

Comprehensive Warranty

Every new Citroën van offers the benefit of a 3 year* warranty package, plus a 6 year anti-corrosion** warranty and a 1 year paint warranty.

Citroën INSURANCE

Citroën INSURANCE*** is the only motor insurance designed exclusively for Citroën drivers and offers tailored cover at a competitive price. When the time comes to renew your insurance cover, call Citroën Insurance on 0870 024 2725. Lines open 8am – 8pm weekdays, 9am-5pm Saturdays. Calls may be recorded.

Internet

The Citroën Website contains full information on all Citroën products and offers available in the UK, together with details of our environmental and recycling policies. The site address is: <http://www.citroen.co.uk> You can contact Citroën directly via cukcustomer_relations@citroen.com

Vehicle Conversions

Conversions of vehicles supplied by Citroën UK are carried out by independent companies to suit the needs of individual customers. In all cases, the convertor company is responsible for:

- ensuring that the converted vehicle conforms to all legislation in force at the time
- the suitability of the conversion carried out, in agreement with the customer
- the quality of design and workmanship of the conversion
- claims under guarantee relating to the conversion

Citroën UK Ltd does not accept any liability whatsoever and howsoever incurred in respect of the works carried out by such independent companies, and customers must assure themselves of the suitability, quality and legal conformity of such conversion works.

* 2 years' manufacturer's warranty. No-fee customer option of 1 year's Dealer provided extended warranty, only on vans sourced from Citroën UK Limited. Note: Dealer provided warranty is limited to 100,000 miles for light commercial vehicles.

** Against all internal to external perforation to bodywork or underbody on condition the van undergoes an inspection by a Citroën franchised Dealer on its second and fourth anniversaries.

*** Citroën Insurance is arranged by Banque PSA Finance and underwritten by UK Insurance Limited. Conditions apply.

Full details available on request. Credit subject to status and to over 18's only. A guarantee may be required. Written quotations available on request from Citroën Financial Services, Quadrant House, Princess Way, Redhill, Surrey RH1 1QA. Citroën Financial Services is a trading name of Banque PSA Finance. Telephone calls may be recorded or monitored for training or quality purposes.

New Citroën Relay

Product & Technical Information
& Price List November 2006



www.citroen.co.uk

Citroën UK Limited, 221 Bath Road, Slough, SL1 4BA

K10677

NOTE: Every endeavour has been made to ensure that the information on pricing and specification contained in this leaflet was accurate at the date of going to press 01/11/06. The company however reserves the right, whilst preserving the essential characteristics of the models described, to introduce at any time modifications, changes of details, equipment or accessories as may be considered necessary to improve the models described or for any other reason of a constructional or operational nature.

 **CITROËN VANS**
READY, WILLING AND ABLE

New Citroën Relay



The New Citroën Relay range offers you an extensive choice, with over 60 configurations and an impressive range of equipment.

New Citroën Relay has a Gross Vehicle Weight of up to 4 tonnes, with payloads of up to nearly 2 tonnes. New Relay is available in four lengths, three wheelbases and three heights, encompassing usable load spaces from 8m³ to 17m³. It is available in panel van, window van, chassis cab, crew cab and Combi passenger vehicle variants. With such a diverse and comprehensive range, New Citroën Relay can be tailored to meet the needs of even the most specialist customer.

Powering New Relay are three completely new Euro IV diesel engines: a 2.2HDi 100hp optimised for low emissions and low fuel consumption, a 2.2HDi 120hp with exceptional pulling power and a 3.0HDi 160hp which gives maximum power and torque. All three have manual gearboxes, the more powerful ones working with six speeds, to deliver the impressive performance that is associated with Citroën diesel technology.



Rear parking assistance with rear camera

Available as an option, the camera situated at the rear of the vehicle transmits onto a screen in the cabin an image of the space behind the van, to make reversing easier and safer.



Pneumatic suspension for easy loading

Optional rear pneumatic suspension gives even greater ride comfort. The load sill – already very low even with standard suspension – can be lowered by another 7cm, giving the New Relay the lowest load height in its class.



Interior comfort

New Citroën Relay has been designed to be a true extension of the office: three generous seats (driver's seat with height and lumbar adjustment and dual passenger bench), a quiet, well-insulated cabin, and a dashboard with multiple storage areas and clever features. A document clipboard integrated into the top of the dashboard keeps paperwork tidy, while a panel integrated into the back of the front dual passenger seat unfolds to become a work surface. Once you've finished working, your laptop can be stowed safely in the central one of two lockable glove compartments, specially designed to accommodate a laptop computer.



Security

Trafficmaster Smartnav guides you to your destination via a touchscreen displaying the route ahead. The Traffic Congestion (Traffic Jam) Avoidance feature (6 month subscription) helps put an end to sitting in traffic, saving you valuable time. Trackstar GPS stolen vehicle tracking means that once you have arrived, you can park and leave your vehicle in complete peace of mind.



Configure it for your needs

The New Relay is equipped to a very competitive level, with ABS, electric front windows and large, twin-lens electric and heated door mirrors as standard. Add to this cutting-edge items of equipment, such as Trafficmaster Smartnav and Trackstar GPS stolen vehicle tracking as standard on panel vans, and optional rear pneumatic suspension, reversing sensors with rear camera, ESP, cruise control, automatic illumination of headlights and automatic windscreen wipers, full air conditioning and up to six airbags, and it is clear that in the New Relay, Citroën has created a van that can meet the most demanding needs of your business.

Pricing

Core Models

	Engine	GVW	Payload	Load Capacity	MRB Price £'s*
PANEL VANS					
30 L1H1 HDi 100	2.2HDi	3000kg	1155kg	8m³	£15,150.00
33 L1H1 HDi 100	2.2HDi	3300kg	1455kg	8m³	£16,950.00
33 L1H1 HDi 120	2.2HDi	3300kg	1440kg	8m³	£17,750.00
30 L2H1 HDi 100	2.2HDi	3000kg	1115kg	10m³	£15,950.00
35 L2H1 HDi 120	2.2HDi	3500kg	1600kg	10m³	£19,350.00
33 L2H2 HDi 100	2.2HDi	3300kg	1390kg	11.5m³	£18,550.00
33 L2H2 HDi 120	2.2HDi	3300kg	1375kg	11.5m³	£19,350.00
35 L2H2 HDi 120	2.2HDi	3500kg	1575kg	11.5m³	£20,150.00
33 L3H2 HDi 120	2.2HDi	3300kg	1325kg	13m³	£20,150.00
35 L3H2 HDi 120	2.2HDi	3500kg	1525kg	13m³	£20,950.00
35 L3H2 HDi 160	3.0HDi	3500kg	1475kg	13m³	£22,300.00
35 Heavy L4H2 HDi 120	2.2HDi	3500kg	1440kg	15m³	£22,050.00
35 Heavy L4H2 HDi 160	3.0HDi	3500kg	1390kg	15m³	£23,400.00
40 Heavy L4H2 HDi 160	3.0HDi	4005kg	1850kg	15m³	£24,050.00
CHASSIS CAB					
33 L1 HDi 100	2.2HDi	3300kg	1710kg	-	£14,350.00
33 L1 HDi 120	2.2HDi	3300kg	1695kg	-	£15,150.00
33 L2 HDi 100	2.2HDi	3300kg	1680kg	-	£14,650.00
33 L2 HDi 120	2.2HDi	3300kg	1665kg	-	£15,450.00
35 L2 HDi 100	2.2HDi	3500kg	1880kg	-	£15,450.00
35 L2 HDi 120	2.2HDi	3500kg	1865kg	-	£16,250.00
35 L2 HDi 160	3.0HDi	3500kg	1815kg	-	£17,600.00
35 L3 HDi 120	2.2HDi	3500kg	1845kg	-	£16,850.00
35 L3 HDi 160	3.0HDi	3500kg	1795kg	-	£18,200.00
BACK TO BACK CAB					
35 HDi 120	2.2HDi	3500kg	-	-	£15,650.00
35 Heavy HDi 160	3.0HDi	3500kg	-	-	£18,500.00
COMBI					
33 L1H1 HDi 120	2.2HDi	3300kg	1350kg	-	£19,150.00
COMBI CREW VAN					
30 L1H1 HDi 100	2.2HDi	3000kg	1065kg	-	£16,550.00

Non-Core Models

	Engine	GVW	Payload	Load Capacity	MRB Price £'s*
PANEL VANS					
30 L1H1 HDi 120	2.2HDi	3000kg	1140kg	8m³	£15,950.00
35 L1H1 HDi 100 (Without Side Doors)	2.2HDi	3500kg	1655kg	8m³	£17,650.00
35 L1H1 HDi 120	2.2HDi	3500kg	1640kg	8m³	£18,550.00
33 L2H1 HDi 120	2.2HDi	3300kg	1400kg	10m³	£18,550.00
40 Heavy L2H2 HDi 120*	2.2HDi	4005kg	1995kg	11.5m³	£21,100.00
35 Heavy L3H2 HDi 120 (Without Side Doors)	2.2HDi	3500kg	1485kg	13m³	£21,150.00
35 Heavy L3H2 HDi 120	2.2HDi	3500kg	1485kg	13m³	£21,250.00
35 Heavy L3H2 HDi 160	3.0HDi	3500kg	1435kg	13m³	£22,600.00
35 L3H3 HDi 120	2.2HDi	3500kg	1500kg	15m³	£21,750.00
35 Heavy L3H3 HDi 160	3.0HDi	3500kg	1410kg	15m³	£23,400.00
40 Heavy L4H2 HDi 120	2.2HDi	4005kg	1900kg	15m³	£22,700.00
35 Heavy L4H3 HDi 120	2.2HDi	3500kg	1410kg	17m³	£22,850.00
35 Heavy L4H3 HDi 160	3.0HDi	3500kg	1360kg	17m³	£24,200.00
40 Heavy L4H3 HDi 120	2.2HDi	4005kg	1870kg	17m³	£23,500.00
40 Heavy L4H3 HDi 160	3.0HDi	4005kg	1820kg	17m³	£24,850.00

Non-Core Models

	Engine	GVW	Payload	Load Capacity	MRB Price £'s*
WINDOW VANS					
30 L1H1 HDi 100	2.2HDi	3000kg	1155kg	8m³	£15,450.00
33 L1H1 HDi 100	2.2HDi	3300kg	1455kg	8m³	£17,250.00
33 L1H1 HDi 120	2.2HDi	3300kg	1440kg	8m³	£18,050.00
33 L2H1 HDi 120	2.2HDi	3300kg	1400kg	10m³	£18,850.00
35 L2H2 HDi 120	2.2HDi	3500kg	1575kg	11.5m³	£20,450.00
35 L3H2 HDi 160	3.0HDi	3500kg	1475kg	13m³	£22,600.00
35 Heavy L3H2 HDi 120	2.2HDi	3500kg	1485kg	13m³	£21,550.00
35 Heavy L3H3 HDi 120	2.2HDi	3500kg	1460kg	15m³	£22,350.00
35 Heavy L3H3 HDi 160	3.0HDi	3500kg	1410kg	15m³	£23,700.00
35 Heavy L4H2 HDi 160	3.0HDi	3500kg	1390kg	15m³	£23,700.00
40 Heavy L4H2 HDi 160	3.0HDi	4005kg	1850kg	15m³	£24,350.00
CHASSIS CAB					
30 L1 HDi 100	2.2HDi	3000kg	1410kg	-	£13,750.00
30 L1 HDi 120	2.2HDi	3000kg	1395kg	-	£14,550.00
30 L2 HDi 100	2.2HDi	3000kg	1380kg	-	£14,050.00
30 L2 HDi 120	2.2HDi	3000kg	1365kg	-	£14,850.00
35 Heavy L2 HDi 120	2.2HDi	3500kg	1825kg	-	£16,550.00
35 L2S HDi 100	2.2HDi	3500kg	1870kg	-	£15,750.00
35 L2S HDi 120	2.2HDi	3500kg	1855kg	-	£16,550.00
35 L2S HDi 160	3.0HDi	3500kg	1805kg	-	£17,900.00
35 Heavy L2S HDi 120	2.2HDi	3500kg	1815kg	-	£16,850.00
35 Heavy L3 HDi 160	3.0HDi	3500kg	1755kg	-	£18,500.00
40 Heavy L3 HDi 160	3.0HDi	4005kg	2260kg	-	£19,150.00
35 Heavy L4 HDi 160	3.0HDi	3500kg	1740kg	-	£18,800.00
40 Heavy L4 HDi 120*	2.2HDi	4005kg	2295kg	-	£18,100.00
40 Heavy L4 HDi 160	3.0HDi	4005kg	2245kg	-	£19,450.00
CHASSIS SCUTTLE					
35 L3 HDi 160	3.0HDi	3500kg	-	-	£17,600.00
35 Heavy L3 HDi 160	3.0HDi	3500kg	-	-	£17,900.00
CHASSIS CREW CAB					
35 L2 HDi 120	2.2HDi	3500kg	-	-	£17,500.00
35 Heavy L2 HDi 120	2.2HDi	3500kg	-	-	£17,800.00
35 L3 HDi 120	2.2HDi	3500kg	-	-	£18,100.00
35 Heavy L3 HDi 160	3.0HDi	3500kg	-	-	£19,750.00
COMBI					
30 L1H1 HDi 100	2.2HDi	3000kg	1065kg	-	£16,550.00
33 L2H2 HDi 120	2.2HDi	3300kg	1240kg	-	£20,750.00
COMBI CREW VAN					
33 L1H1 HDi 120	2.2HDi	3300kg	1350kg	-	£19,150.00
33 L2H2 HDi 120	2.2HDi	3300kg	1240kg	-	£20,750.00

* Availability to be confirmed

Option Pricing

Option	Panel Van	Window Van	Combi	Chassis/ Crew Cab	Back To Back Cab	MRB Price £'s*
SAFETY						
Cruise control (not available on 40 Heavy versions)	○	○	○	○	○	£140.00
ESP including Traction Control and Hill Start	○	○	○	○	○	£310.00
Lateral and curtain airbags, including single passenger seat with armrest and lumbar support, with passenger airbag	○	○	○	○	○	£270.00
Passenger airbag	○	○	○	○	○	£180.00
Rear parking assistance (sensor in rear bumper)	○	○	○	○	-	£200.00
Rear parking assistance (camera mounted at rear of vehicle with overhead shelf-mounted screen)	○	○	○	-	-	£270.00
Speed limiter fixed at 56mph (standard on 40 Heavy versions; optional on other versions)	○	○	○	○	○	£70.00
Speed limiter fixed at 62mph (not available on 40 Heavy versions)	○	○	○	○	○	£70.00
Cruise control and speed limiter fixed at 56mph	○	○	○	○	○	£170.00
Cruise control and speed limiter fixed at 62mph (not available on 40 Heavy versions)	○	○	○	○	○	£170.00
SECURITY						
Perimetric alarm with anti-lift alarm	○	○	○	○	○	£200.00
AUDIO/NAVIGATION						
Pre-equipment for radio (wiring, antenna and speakers)	○	○	○	○	○	£100.00
Bluetooth® kit, including stereo radio/CD player	○	○	○	○	○	£140.00
Tachograph (standard on 40 Heavy versions; optional on other versions)	○	○	○	○	○	£370.00
LIGHTING AND VISIBILITY						
Automatic illumination of headlights and automatic windscreen wipers	○	○	○	○	○	£140.00
Electrically foldable, twin lens door mirrors	○	○	○	○	○	£100.00
Extended, twin lens door mirrors (2.20m total width)	-	-	-	○	○	£30.00
Extended, twin lens door mirrors (2.35m total width)	-	-	-	○	○	£50.00
Front fog lights	○	○	○	○	○	£100.00
Sliding side windows in Row 2 (available on both sides, without presence of second sliding side door)	○	○	○	-	-	£170.00
VENTILATION/TEMPERATURE CONTROL						
Air conditioning (Manual) including air conditioned glove compartment, with full steel bulkhead	○	-	-	-	-	£850.00
Air conditioning (Manual) including air conditioned glove compartment, with full steel bulkhead with inset window	○	○	-	-	-	£880.00
Air conditioning (Manual) including air conditioned glove compartment	-	-	○	○	○	£700.00
Air conditioning (Automatic) including heat-reflecting windscreen, air conditioned glove box, with full steel bulkhead	○	-	-	-	-	£1,050.00

Option	Panel Van	Window Van	Combi	Chassis/ Crew Cab	Back To Back Cab	MRB Price £'s*
Air conditioning (Automatic) including heat-reflecting windscreen, air conditioned glove box, with full steel bulkhead with inset window	○	○	-	-	-	£1,080.00
Air conditioning (Automatic) including heat-reflecting windscreen, air conditioned glove box	-	-	○	○	○	£900.00
EXTERIOR STYLING						
Glazed rear doors with heated windows and wash-wipe	○	●	●	-	-	£100.00
Second solid panel sliding side door	○	-	-	-	-	£250.00
Second glazed sliding side door	-	○	○	-	-	£280.00
Rear doors opening to 270°	○	○	-	-	-	£250.00
Metallic/special order paint	○	○	○	○	○	£300.00
SEATS						
Single passenger seat with armrest, lumbar adjustment	◆	◆	◆	◆	◆	£0.00
Single passenger seat with height adjustment	◆	◆	◆	◆	◆	£0.00
Suspended driver's seat, with full head restraints	○	○	-	○	○	£240.00
POWER						
Reinforced alternator	○	○	○	○	○	£50.00
Reinforced battery	○	○	○	○	○	£20.00
TYRES AND SUSPENSION						
Rear adjustable pneumatic suspension	○	○	○	○	-	£990.00
Reinforced twin-leaf rear suspension (on 35, 40 and Heavy versions; incompatible with rear adjustable pneumatic suspension)	○	○	-	○	-	£70.00
LOAD SPACE						
Full steel bulkhead	○	-	-	●	●	£150.00
Full steel bulkhead with inset sliding window	○	○	-	-	-	£180.00
MISCELLANEOUS						
125 litre fuel tank	○	○	-	○	○	£80.00
Convertor socket	○	○	-	●	●	£70.00

● =Standard ○ =Option available on special order ◆ =No cost option *All Manufacturer's Recommended Basic Prices are exclusive of VAT.

Equipment Specification

SAFETY	Panel Van	Window Van	Combi	Chassis/Crew Cab	Back To Back Cab
ABS	●	●	●	●	●
Anti-submarine seat design	●	●	●	●	●
Automatic door locking when vehicle in motion	●	●	●	●	●
Cruise control (not available on 40 Heavy versions)	○	○	○	○	○
EBA (Emergency Braking Assistance)	●	●	●	●	●
ESP including Traction Control and Hill Start	○	○	○	○	○
Driver's airbag	●	●	●	●	●
Height-adjustable head restraints for driver and front passengers' seats	●	●	●	●	●
Interior adjustable/dipping rear view mirror	-	●	●	●	●
Internal headlamp adjustment	●	●	●	●	●
Locking fuel cap	●	●	●	●	●
Lateral and curtain airbags, including single passenger seat with armrest and lumbar support, with passenger airbag	○	○	○	○	○
Passenger airbag	○	○	○	○	○
Programmable overspeed warning	●	●	●	●	●
Rear fog and reversing lamps	●	●	●	●	-
Rear parking assistance (sensor in rear bumper)	○	○	○	○	-
Rear parking assistance (camera mounted at rear of vehicle with overhead shelf-mounted screen)	○	○	○	-	-
Speed limiter fixed at 56mph (standard on 40 Heavy versions; optional on other versions)	○	○	○	○	○
Speed limiter fixed at 62mph (not available on 40 Heavy versions)	○	○	○	○	○
Three-point inertia reel seatbelts with pyrotechnic pre-tensioners	●	●	●	●	●
DRIVER INFORMATION					
Driver's seatbelt 'unfastened' warning light	●	●	●	●	●
Front brake pad wear warning light	●	●	●	●	●
Fuel gauge	●	●	●	●	●
Handbrake warning light	●	●	●	●	●
Hazard warning light	●	●	●	●	●
Indicator warning light	●	●	●	●	●
Low battery charge warning light	●	●	●	●	●
Low brake fluid warning light	●	●	●	●	●
Low fuel warning light	●	●	●	●	●
Oil pressure warning light	●	●	●	●	●
Passenger airbag disactivation warning light	●	●	●	●	●
Pre-heat warning light	●	●	●	●	●
Rear fog lamp warning light	●	●	●	●	●
Rev counter	●	●	●	●	●
Side headlamp and main beam warning light	●	●	●	●	●
Trip and total mileage recorders	●	●	●	●	●
Water temperature warning light	●	●	●	●	●
SECURITY					
Deadlocks	●	●	●	●	●
High frequency remote control locking via plip remote control	●	●	●	●	●
Central door locking via button on driver's door	●	●	●	●	●
Perimetric alarm with anti-lift alarm	○	○	○	○	○
Transponder immobiliser	●	●	●	●	●
AUDIO/NAVIGATION					
RDS stereo radio/CD player with steering-mounted controls	●	●	●	●	●
Trafficmaster Smartnav with Trackstar GPS Stolen Vehicle Tracking	●	-	-	-	-
Pre-equipment for radio (wiring, antenna and speakers)	○	○	○	○	○
Bluetooth® kit, including stereo radio/CD player	○	○	○	○	○
Tachograph (standard on 40 Heavy versions; optional on other versions)	○	○	○	○	○
LIGHTING AND VISIBILITY					
Automatic illumination of cabin lighting via ceiling-mounted button	●	●	●	●	●
Automatic illumination of headlights and automatic windscreen wipers	○	○	○	○	○
Electric front windows	●	●	●	●	●
Electric headlight washers	●	●	●	●	●
Electric windscreen washers	●	●	●	●	●
Electrically adjustable and heated, twin lens door mirrors incorporating indicator repeater	●	●	●	●	●
Electrically foldable, twin lens door mirrors	○	○	○	○	○
Extended, twin lens door mirrors (2.20m total width)	-	-	-	○	○
Extended, twin lens door mirrors (2.35m total width)	-	-	-	○	○
Front fog lights	○	○	○	○	○
Sliding side windows in Row 2 (available on both sides, without presence of second sliding side door)	○	○	○	-	-
Tinted windows	●	●	●	●	●

● =Standard ○ =Option available on special order ◆ =No cost option

VENTILATION/TEMPERATURE CONTROL	Panel Van	Window Van	Combi	Chassis/Crew Cab	Back To Back Cab
Air conditioning (Manual) including air conditioned glove compartment, with bulkhead on panel and window vans (full steel, or full steel with inset window if glazed rear doors specified)	○	○	-	-	-
Air conditioning (Manual) including air conditioned glove compartment	-	-	○	○	○
Air conditioning (Automatic) including heat-reflecting windscreen, air conditioned glove box, with bulkhead on panel and window vans (full steel, or full steel with inset window if glazed rear doors specified)	○	○	-	-	-
Air conditioning (Automatic) including heat-reflecting windscreen, air conditioned glove box	-	-	○	○	○
Central and side adjustable air vents	●	●	●	●	●
High output heater with three-speed fan	●	●	●	●	●
Side window demisters	●	●	●	●	●
COMFORT AND CONVENIENCE					
Driver and passenger sun visors	●	●	●	●	●
Illuminated cigarette lighter	●	●	●	●	●
12V socket on central dashboard console	●	●	●	●	●
Portable storage container on central dashboard console	●	●	●	●	●
Cup-holder in central dashboard console	●	●	●	●	●
Dashboard-mounted collapsible document clipboard	●	●	●	●	●
Four-spoke, padded, height adjustable steering wheel with steering mounted radio controls	●	●	●	●	●
Large interior courtesy lights	●	●	●	●	●
Roof-mounted passenger grab handle	●	●	●	●	●
EXTERIOR STYLING					
Solid panel rear doors	●	-	-	-	-
Glazed rear doors with heated windows and wash-wipe	○	●	●	-	-
Single sliding side door (nearside)	●	-	-	-	-
Single glazed sliding side door (nearside)	-	●	●	-	-
Second solid panel sliding side door	○	-	-	-	-
Second glazed sliding side door	-	○	○	-	-
Rear doors opening to 270°	○	○	-	-	-
Side protection rubbing strips	●	●	●	-	-
Metallic/special order paint	○	○	○	○	○
SEATS					
Driver's seat with armrest, lumbar adjustment and height adjustment	●	●	●	●	●
Dual passenger bench seat	●	●	●	●	●
Single passenger seat with armrest, lumbar adjustment	◆	◆	◆	◆	◆
Single passenger seat with height adjustment	◆	◆	◆	◆	◆
Suspended driver's seat, with full head restraints	○	○	-	○	○
Tedee and Efka Narbonnais woven cloth trim	●	●	-	●	●
Transcodage woven cloth trim	-	-	●	-	-
STORAGE					
Lockable glove compartment	●	●	●	●	●
Lockable central glove compartment which can accommodate laptop computer	●	●	●	●	●
Overhead storage shelf	●	●	●	●	●
Storage bin in top of dashboard	●	●	●	●	●
Storage bins in cabin doors (9 litres)	●	●	●	●	●
Under passenger seat storage tray	●	●	●	●	●
POWER					
12V socket in loadspace	●	●	●	-	-
Reinforced alternator	○	○	○	○	○
Reinforced battery	○	○	○	○	○
TYRES AND SUSPENSION					
Rear adjustable pneumatic suspension	○	○	○	○	-
Reinforced twin-leaf rear suspension (on 35, 40 and Heavy versions; incompatible with rear adjustable pneumatic suspension)	○	○	-	○	-
LOAD SPACE					
Full steel bulkhead	○	-	-	●	●
Full steel bulkhead with inset sliding window	○	○	-	-	-
Full width rear step	●	●	●	-	-
Interior load space protection - load compartment trimmed to waist rail	●	●	●	-	-
Ladder frame driver's bulkhead	●	●	-	-	-
Load compartment lighting	●	●	-	-	-
Moulded rear door panel protectors	●	●	-	-	-
MISCELLANEOUS					
125 litre fuel tank	○	○	-	○	○
Convertor socket	○	○	-	●	●

Technical Specification

ENGINE CHARACTERISTICS	2.2HDi 100hp	2.2HDi 120hp	3.0HDi 160hp
	Turbo Diesel High pressure Direct injection 16 Valve HDi 100	Turbo Diesel High pressure Direct injection 16 Valve HDi 120	Turbo Diesel High pressure Direct injection 16 Valve HDi 160
ENGINE			
Type	4 HV	4 HU	F1C
Number of cylinders	4	4	4
Capacity in cm ³	2198	2198	2998
Bore and Stroke in mm	86 X 94.6	86 X 94.6	95.8 X 104
Maximum power in kW CEE (hp DIN) @ rpm	74 (100) 2900	88 (120) 3500	115.5 (157) 3600
Maximum torque in Nm CEE @ rpm	250 from 1500 to 2800	320 from 2000 to 2300	400 from 1700 to 2550
Depollution rating of engine	EURO IV	EURO IV	EURO IV
TRANSMISSION			
Manual gearbox - number of forward gears	5	6	6
STEERING (Rack and Pinion)			
Type	Fixed power assisted steering	Variable power assisted steering	
Number of steering wheel rotations (lock to lock)	3.87		
SUSPENSION			
Front suspension	Independent MacPherson type wheels with triangulated lower suspension arms, coil springs with integral telescopic hydraulic dampers.		
Rear suspension	Longitudinal leaf springs with inclined telescopic hydraulic dampers.		
Rear pneumatic suspension	Available as an option		
BRAKES			
Front brakes	Ventilated discs		
Rear brakes	Discs		
Handbrake	Additional drums		
Assistance and ABS	Servo assisted; ABS as standard		
CAPACITY			
Fuel tank capacity	90 litres		

TYRES	
RELAY 30 & 33	Michelin 215/70 R 15 C
RELAY 35	Michelin 225/70 R 15 C
RELAY 35 Heavy & 40 Heavy	Michelin 225/75 R 16 C

Dimensions

EXTERIOR DIMENSIONS (Van)	L1	L2	L3	L4
Width between sides (mm)	2050			
Width with door mirrors unfolded (mm)	2508			
Length (mm)	4963	5413	5998	6363
Height (mm)	H1= 2254	H2= 2524	H3= 2764	
Side door width (mm)	L1= 1075		L2, L3, L4= 1250	
Side door height (mm)	H1= 1485		H2, H3= 1755	
Rear door width (mm)	1562			
Rear door height (mm)	H1= 1520	H2= 1790		H3= 2030
Rear load sill height (mm)	530 to 560 according to vehicle length and tyre size			
Maximum roof load (kg)	150		200	
Wheelbase (mm)	3000	3450	4035	
Front overhang (mm)	948			
Rear overhang (mm)	1015			1380
Front track (mm)	1810			
Rear track (mm)	1790			
GVW (tonnes) 30/33/35 versions	3.0 / 3.3 / 3.5	3.0 / 3.3 / 3.5	3.3 / 3.5	
GVW (tonnes) 35 Heavy & 40 Heavy versions	4.0		3.5	3.5 / 4.0
EXTERIOR DIMENSIONS (Chassis)				
Width between sides (mm)	2050			
Width with door mirrors unfolded (mm)	2508			
Width with extra-wide, 2200mm door mirrors unfolded (mm)	2690			
Width with extra-wide, 2350mm door mirrors unfolded (mm)	2770			
Total Length (mm) (including overhangs)	4908	5358	5943	6308
Wheelbase (mm)	3000	3450	4035	
Front overhang (mm)	948			
Rear overhang (mm)	960			1325
GVW (tonnes) 30/33/35 versions	3.0 / 3.3	3.0 / 3.3 / 3.5	3.5	
GVW (tonnes) 35 Heavy & 40 Heavy versions	3.5		3.5 / 4.0	3.5 / 4.0

INTERIOR DIMENSIONS	L1	L2	L3	L4
Length (mm)	2670	3120	3705	4070
	H1	H2	H3	
Height (mm)	1662	1932	2172	
	Total	Between Wheel Arches		
Width (mm)	1870	1422		

LOADSPACE VOLUME	
L1H1	8m ³
L2H1	10m ³
L2H2	11.5m ³
L3H2	13m ³
L3H3	15m ³
L4H2	15m ³
L4H3	17m ³

Van Weights

TECHNICAL CHARACTERISTICS	PANEL/WINDOW VANS							
Version	30 L1H1		33 L1H1		35 L1H1		30 L2H1	33 L2H1
Wheelbase (mm)	3000		3000		3000		3450	3450
Engine	HDi 100	HDi 120	HDi 100	HDi 120	HDi 100	HDi 120	HDi 100	HDi 120
Capacity	3		3		3		3	3
No. of seats	3		3		3		3	3
Loadspace Volume (m ³)	8		8		8		10	10
Weights (kg)								
Kerb weight	1845	1860	1845	1860	1845	1860	1885	1900
of which								
• front axle weight	1195	1210	1195	1210	1195	1210	1220	1235
• rear axle weight	650	650	650	650	650	650	665	665
Payload (including driver)	1155	1140	1455	1440	1655	1640	1115	1400
Gross Vehicle Weight (GVW)	3000	3000	3300	3300	3500	3500	3000	3300
Maximum weight permitted on								
• front axle	1630	1630	1750	1750	1850	1850	1630	1750
• rear axle	1650	1650	1900	1900	2000	2000	1650	1900
Maximum Trailer Weight (with braked trailer)	2000	2500	2000	2500	2000	2500	2000	2000
Gross Train Weight (GTW)	5000	5500	5300	5800	5500	6000	5000	5300
Turning circle (m)								
Between kerbs	5.38	5.38	5.38	5.38	5.38	5.38	6.15	6.15

TECHNICAL CHARACTERISTICS	PANEL/WINDOW VANS							
Version	35 L2H1	33 L2H2		35 L2H2	33 L3H2	35 L3H2		35 L3H3
Wheelbase (mm)	3450	3450		3450	4035	4035		4035
Engine	HDi 120	HDi 100	HDi 120	HDi 120	HDi 120	HDi 120	HDi 160	HDi 120
Capacity	3		3		3		3	
No. of seats	3		3		3		3	
Loadspace Volume (m ³)	10	11.5		11.5	13	13		15
Weights (kg)								
Kerb weight	1900	1910	1925	1925	1975	1975	2025	2000
of which								
• front axle weight	1235	1225	1240	1240	1280	1280	1330	1285
• rear axle weight	665	685	685	685	695	695	695	715
Payload (including driver)	1600	1390	1375	1575	1325	1525	1475	1500
Gross Vehicle Weight (GVW)	3500	3300	3300	3500	3300	3500	3500	3500
Maximum weight permitted on								
• front axle	1850	1750	1750	1850	1750	1850	1850	1850
• rear axle	2000	1900	1900	2000	1900	2000	2000	2000
Maximum Trailer Weight (with braked trailer)	2000	2000	2500	2500	2500	2500	2500	2500
Gross Train Weight (GTW)	5500	5300	5800	6000	5800	6000	6000	6000
Turning circle (m)								
Between kerbs	6.15	6.15	6.15	6.15	7.07	7.07	7.07	7.07

TECHNICAL CHARACTERISTICS	PANEL/WINDOW VANS							
Version	35 Heavy L3H2		35 Heavy L3H3		35 Heavy L4H2		40 Heavy L2H2	40 Heavy L4H2
Wheelbase (mm)	4035		4035		4035		3450	4035
Engine	HDi 120	HDi 160	HDi 120	HDi 160	HDi 120	HDi 160	HDi 120	HDi 120
Capacity	3		3		3		3	3
No. of seats	3		3		3		3	3
Loadspace Volume (m ³)	13		15		15		15	15
Weights (kg)								
Kerb weight	2015	2065	2040	2090	2060	2110	2010	2105
of which								
• front axle weight	1295	1345	1300	1350	1270	1320	1300	1315
• rear axle weight	720	720	740	740	790	790	710	790
Payload (including driver)	1485	1435	1460	1410	1440	1390	1995	1900
Gross Vehicle Weight (GVW)	3500	3500	3500	3500	3500	3500	4005	4005
Maximum weight permitted on								
• front axle	2100	2100	2100	2100	2100	2100	2100	2100
• rear axle	2400	2400	2400	2400	2400	2400	2400	2400
Maximum Trailer Weight (with braked trailer)	3000	3000	3000	3000	3000	3000	2500	2500
Gross Train Weight (GTW)	6500	6500	6500	6500	6500	6500	6505	6505
Turning circle (m)								
Between kerbs	7.07	7.07	7.07	7.07	7.07	7.07	7.07	7.07

TECHNICAL CHARACTERISTICS	PANEL/WINDOW VANS					
Version	40 Heavy L4H2	35 Heavy L4H3		40 Heavy L4H3		
Wheelbase (mm)	4035	4035		4035		
Engine	HDi 160	HDi 120	HDi 160	HDi 120	HDi 160	
Capacity	3		3		3	
No. of seats	3		3		3	
Loadspace Volume (m ³)	15	17		17		
Weights (kg)						
Kerb weight	2155	2090	2140	2135	2185	
of which						
• front axle weight	1365	1285	1335	1330	1380	
• rear axle weight	790	805	805	805	805	
Payload (including driver)	1850	1410	1360	1870	1820	
Gross Vehicle Weight (GVW)	4005	3500	3500	4005	4005	
Maximum weight permitted on						
• front axle	2100	2100	2100	2100	2100	
• rear axle	2400	2400	2400	2400	2400	
Maximum Trailer Weight (with braked trailer)	2500	3000	3000	2500	2500	
Gross Train Weight (GTW)	6505	6500	6500	6505	6505	
Turning circle (m)						
Between kerbs	7.07	7.07	7.07	7.07	7.07	

Chassis Cab Weights

TECHNICAL CHARACTERISTICS	CHASSIS CAB/CHASSIS CREW CAB							
Version	30 L1		30 L2		33 L1		33 L2	
Wheelbase (mm)	3000				3450			
Engine	HDi 100	HDi 120	HDi 100	HDi 120	HDi 100	HDi 120	HDi 100	HDi 120
Capacity	3							
No. of seats	3							
Weights (kg)								
Kerb weight	1590	1605	1620	1635	1590	1605	1620	1635
of which								
• front axle weight	1195	1210	1210	1225	1195	1210	1210	1225
• rear axle weight	395	395	410	410	395	395	410	410
Payload (including driver)**	1410	1395	1380	1365	1710	1695	1680	1665
Gross Vehicle Weight (GVW)	3000	3000	3000	3000	3300	3300	3300	3300
Maximum weight permitted on								
• front axle	1630	1630	1630	1630	1750	1750	1750	1750
• rear axle	1650	1650	1650	1650	1900	1900	1900	1900
Maximum Trailer Weight (with braked trailer)	2000	2500	2000	2500	2000	2500	2000	2500
Gross Train Weight (GTW)	5000	5500	5000	5500	5300	5800	5300	5800
Turning circle (m)								
Between kerbs	5.38	5.38	6.15	6.15	5.38	5.38	6.15	6.15

TECHNICAL CHARACTERISTICS	CHASSIS CAB/CHASSIS CREW CAB					
Version	35 L2			35 L2S		
Wheelbase (mm)	3450			3800		
Engine	HDi 100	HDi 120*	HDi 160	HDi 100	HDi 120	HDi 160
Capacity	3					
No. of seats	3					
Weights (kg)						
Kerb weight	1620	1635	1685	1630	1645	1695
of which						
• front axle weight	1210	1225	1275	1215	1230	1280
• rear axle weight	410	410	410	415	415	415
Payload (including driver)**	1880	1865	1815	1870	1855	1805
Gross Vehicle Weight (GVW)	3500	3500	3500	3500	3500	3500
Maximum weight permitted on						
• front axle	1850	1850	1850	1850	1850	1850
• rear axle	2000	2000	2000	2000	2000	2000
Maximum Trailer Weight (with braked trailer)	2000	2500	2500	2000	2500	2500
Gross Train Weight (GTW)	5500	6000	6000	5500	6000	6000
Turning circle (m)						
Between kerbs	6.15	6.15	6.15	6.90	6.90	6.90


Chassis Cab Weights

TECHNICAL CHARACTERISTICS	CHASSIS CAB/CHASSIS CREW CAB									
Version	35 L3		35 Heavy L2	35 Heavy L2S	35 Heavy L3	35 Heavy L4	40 Heavy L3	40 Heavy L4		
Wheelbase (mm)	4035		3450	3800	4035	4035	4035	4035		
Engine	HDi 120*	HDi 160	HDi 120*	HDi 120	HDi 160*	HDi 160	HDi 160	HDi 120	HDi 120	HDi 160
Capacity	3									
No. of seats	3									
Weights (kg)										
Kerb weight	1655	1705	1675	1685	1745	1760	1745	1710	1760	1760
of which										
• front axle weight	1235	1285	1255	1305	1315	1315	1315	1265	1315	1315
• rear axle weight	420	420	420	420	430	445	430	445	445	445
Payload (including driver)**	1845	1795	1825	1815	1755	1740	2260	2295	2245	2245
Gross Vehicle Weight (GVW)	3500	3500	3500	3500	3500	3500	4005	4005	4005	4005
Maximum weight permitted on										
• front axle	1850	1850	2100	2100	2100	2100	2100	2100	2100	2100
• rear axle	2000	2000	2400	2400	2400	2400	2400	2400	2400	2400
Maximum Trailer Weight (with braked trailer)	2500	2500	3000	3000	3000	3000	2500	2500	2500	2500
Gross Train Weight (GTW)	6000	6000	6500	6500	6500	6500	6505	6505	6505	6505
Turning circle (m)										
Between kerbs	7.07	7.07	7.07	7.07	7.07	7.07	7.07	7.07	7.07	7.07

* Also available in Chassis Crew Cab version with a total of 6 seats

** NB: Final Payload depends on the conversion built on the Chassis Cab

Colour & Trim



Polar White


Pacific Blue

Tiziano Red

Carioca Yellow

Arctic Steel (Metallic)

Iron Grey (Pearlescent)



Batik Orange

Golden White (Metallic)


Imperial Blue

Cream

Lake Blue (Metallic)

Deep Red (Pearlescent)

MODEL	TRIM
Panel/Window Van, Chassis/Crew Cab, Back-To-Back Cab, Scuttle	Tedeo/Narbonnais woven cloth
Combi Passenger Van	Transcodage/Narbonnais woven cloth



Tedeo/Narbonnais woven cloth