

Drive your way™

Santa Fe

Customer enquiries: 0800 981 981

Model featured on front cover:
Hyundai Santa Fe 2.2 CRTD CDX in Platinum Silver

Your local Hyundai Dealer



Specifications shown in this brochure are based upon the latest available information at the time of printing.

The colours and finishes reproduced in this brochure are subject to the limitations of the printing process and may vary from the actual colour and paint finish.

In line with our policy of continual product improvement Hyundai Motor UK Ltd reserves the right to make changes at any time, without notice, to prices, colours, material, design, shape, specifications and models, and to discontinue items.


For the latest details, please consult your Hyundai dealer.

Hyundai Motor UK Ltd
St John's Court, Easton Street
High Wycombe, Bucks HP11 1JX
Tel: 01494 428600 Fax: 01494 428699



02/07 HB2885

 **HYUNDAI** Santa Fe



We all know that buying an SUV is a big decision. But it's a decision that is made easier when the vehicle in question is a Hyundai. With a Hyundai you can be sure of one thing: it will drive well and continue to drive well. It could just be the best decision you ever make.

04 | 07 Exterior 08 | 11 Interior 12 | 13 Features 14 | 15 Safety 16 | 19 Accessories 20 | 21 Colours 22 | 27 Data

fiveyear warranty

Only Hyundai has the confidence in the world class quality of our products and the commitment to our customers, to offer a unique Five Year Warranty. Our warranty is free, fully manufacturer backed, and lasts for five years of unlimited mileage. It's also fully transferable to the next owner if you decide to sell.

Extensive range

Hyundai cars appeal to every type of driver and the product range reflects this, leaving all tastes satisfied and all things considered. From city runabout, to rugged off-roader, to executive saloon, through to sleek sports coupe, Hyundai cars are designed for a purpose and for individuals who know what they want.

Customer options

What you get as standard on any Hyundai is truly exceptional and our choice of options are the final seal of quality. These enable you to make more of a personal statement through your choice of paint finish, interior trim, privacy glass or additional technological features. It's the small details that make a difference and we focus on these as much as the bigger picture because our customers deserve it.

Technology

At Hyundai we constantly strive for perfection, and nowhere is this more apparent than in our technological innovation. We design, develop and evolve all things mechanical, electrical and functional to help make Hyundai the car of choice for the discerning driver who recognises the importance of quality, performance and value for money.

Hyundai factory – Korea







SANTA FE

A car that will meet and exceed your expectations

contemporary The Santa Fe is a car designed with the modern world in mind, a car that will let you drive your way. It is an exceptional Sports Utility Vehicle (SUV), assured in itself and in its environment, enabling you to stand out in a crowd.

Our designers have created a car that combines traditional, practical virtues with state of the art luxury and versatility. The result is even greater refinement and elegance, plus improved handling and control. Twin exhausts only hint at its power and performance, whilst front* and rear fog lights, traction control system and rain sensor▲ increase the safety factor. Stylish door mirrors and striking two tone bumpers* add an air of elegance.

On the road, the Santa Fe is totally at one with its environment, its inner strength complemented externally by smooth, aerodynamic lines. To cope with lifestyle and family demands, a choice of 5 and 7 seat versions gives you flexibility and value for money.

The Santa Fe has raised the bar for SUV's and will undoubtedly capture your heart and imagination when you take the wheel.



- 01 Front headlight cluster
- 02 Body coloured door mirror
- 03 Sliding roof bars
- 04 18" alloy wheels*
- 05 Rear fog light
- 06 Front fog light*
- 07 Deluxe door scuff trim*



capable The Santa Fe isn't just for driving. It's something in which you can experience life to the full, providing you with your own space in the world, on a journey without equal.

Just knowing that the Santa Fe can do all that you need it to do, makes driving it, both on and off-road, an enjoyable experience, for you and your passengers. But it's not just about more space, it's about how you use it, and we've thought long and hard about just how we can create an SUV that performs and functions with power and precision, whilst giving you the ride of a lifetime. Once you sit behind the wheel, in control and in command, we think you'll agree that we got it just right.



interior The Santa Fe is bigger and better than it has ever been before, particularly with the addition of the 7 seat version. It's also a car where the promise of what appears on the outside is absolutely fulfilled on the inside.

At Hyundai we believe it's the small details that make a difference and the Santa Fe has a host of features that set it apart. We've installed airbags at the front, side and along the roof, and introduced heated door mirrors* and a front windscreen wiper de-icer* so that visibility is maximised in cold weather conditions. The spacious cabin is ergonomic and efficient, with fingertip controls, integrated console and instrument panel. Without compromising its versatility, the Santa Fe is a great family car, with safety and comfort being paramount. Wood and alloy effect are used tastefully, mixing tradition with modernity, allying strength with safety. Stylish blue instrument lighting boosts visibility and dual zone climate control (CDX and CDX+) or manual air conditioning (GSI) helps you keep your cool when all around lose theirs. And for your listening pleasure we have installed a fully integrated and highly versatile audio system giving you up to 7 speakers, a cassette player, single-slot CD (6 disc in-dash player, CDX and CDX+) and MP3 playing capability.

* excludes GSI models



- 01 Blue instrumentation lighting
- 02 Audio system with MP3 playing capability (GSI)
- 03 Steering wheel controls*
- 04 Electric window, mirror and door controls
- 05 Air conditioning and heater controls (GSI)





All the space you need, when you need it



1 Full 7 seat configuration



2 5 seat and load space configuration



3 Centre row 60/40 split seat – allows for alternate 5 seat configuration



4 Full load space configuration



5 Fully reclined front seats



01



02



03



04

- 01 Anti-lock Brakes (ABS) with Electronic Brake force Distribution (EBD)
- 02 3x3 point rear seatbelt
- 03 Four wheel drive lock-in function
- 04 ESP button*
- 05 Side airbags
- 06 Airbag deployment simulation



05



06

options When it comes to giving you an extra measure of quality in terms of practicality and style, Santa Fe options won't disappoint on any level.

Our integrated Smartnav™ system gets you to where you want to be quickly and efficiently*, whilst the DVD multimedia system* keeps rear seat passengers entertained. If you want seclusion inside, privacy glass will give you just that. Our customer options allow you the flexibility to personalise your new Santa Fe to your specification.

*optional on GSI and CDX models
For pricing please refer to latest price guide

- 01 Leather seat option for GSI
- 02 Smartnav™
- 03 DVD multimedia system
- 04 Privacy glass



01



02



03



04

safety and security To sit behind the wheel, in control of a Santa Fe, is what real driving should be about, sure in the knowledge that you are safe and secure without compromising your driving experience or vehicle performance.

ABS brakes with EBD transfer power and control evenly and safely, whilst the head restraints at the front are not only adjustable vertically and horizontally, but also active*, helping to minimize neck injury in the event of a collision. The 4WD system gives the driver torque on demand, whilst the Santa Fe's Electronic Stability Programme (ESP)* is a state of the art piece of technology, designed to provide a smooth and safe ride, and give you maximum control either on or off road.

Airbags have been installed for driver and front passengers, whilst additional side and roof mounted airbags give extra reassurance to both you and your passengers at all times. Side impact bars and a traction control system, make the Santa Fe the epitome of safe, versatile and secure driving.

* excludes GSI models



Hyundai recommend avoiding exposure to saltwater conditions, as this could risk invalidating your anti-corrosion warranty

accessories

When you drive a Santa Fe, there's little room for improvement, but we pride ourselves in offering a range of accessories* that is truly extensive. We'll help you to get more enjoyment and pleasure out of your SUV, by considering even the smallest detail.

*These pages show only a small selection of the accessory range available for Santa Fe. Please speak to your Hyundai dealer for details of the full range available.



01



02




03



04



05



06



07



08

Main picture shows a Santa Fe 2.2 CRTD CDX in Blue Onyx, fitted with:

- Styling kit
- Sports grille
- Front skid plate
- 19" alloy wheels

01 6.5" touchscreen audio unit. CD/MP3/DVD/iPod compatible. Satellite navigation upgrade available.

03 Rear spoiler fits GSI models only.

04 City protection line: Available for front and rear corners and front and rear centre bar. Please note the rear centre bar cannot be fitted in conjunction with reversing sensors.

07 Running board and wheel arch extensions only fit the CDX models. Front mud flaps have to be removed to fit.

We've thought about what you might need




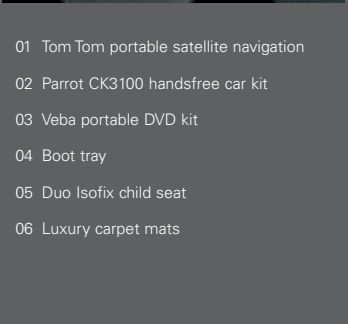



accessories

Santa Fe accessories

just add to the whole driving experience. Whether it's a functional bike rack for that trip into the countryside, or a roof rack to carry the extra luggage on holiday, we can provide you with the best solution. Tow bars, floor mats, child seats and dog guards are just a few of the accessories available that make any trip in a Santa Fe a pleasure.



- 07 Mud flaps and side mouldings
- 08 Tow bar
- 09 Chromed radiator grille
- 10 Corner protection mouldings (available for front and rear corners)
- 11 Thule Karrite roof box
- 12 Tow bar mounted bicycle carrier
- 13 Sunroof
- 14 Thule aluminium cross bars (maximum roof payload is 100kg)
- 15 Dog guard



- 01 Tom Tom portable satellite navigation
- 02 Parrot CK3100 handsfree car kit
- 03 Veba portable DVD kit
- 04 Boot tray
- 05 Duo Isofix child seat
- 06 Luxury carpet mats

Main picture: Skid plate for CDX models only.
 06 Available in anthracite, light grey and beige for 5 and 7 seater models.
 08 Choice of fixed or detachable tow bar.
 12 For fixed flange type tow bar only. 4-bike carrying capacity. The recommended maximum noseload of the vehicle must not be exceeded. The number of cycles carried when towing is dependent on the length of trailer/caravan A frame, position of jockey wheel and brake handle, and size and the type of cycles. The user is responsible for ensuring that there is sufficient clearance to avoid contact between the cycles and the trailer/caravan. **Note:** a light board should be used if the number plate or lights are obscured when the cycles are fitted.
 13 Sunroof cannot be fitted to CDX+ models (due to roof mounted dvd system). Sunroof dimensions: 76.8cm x 33.5cm. Tilt height/slide opening: 5.2cm/25cm.

colours

When it comes to being noticed in a Santa Fe, you can take your pick from our range of colour options, available either as solid, metallic or mica finishes. Once you make your choice, you will be able to put your own individual stamp on your new car.



Platinum Silver (Metallic)



Ebony Black (Solid)



Blue Onyx (Mica)



Black Pearl (Mica)



Blue Titanium* (Metallic)



Natural Khaki* (Metallic)



Gun Metal (Metallic)

trim

Inside you can select from Black, Grey or Beige themes, plus a choice of leather (standard on CDX and CDX+ models, optional extra on GSI), or cloth upholstery. Cherry wood and alloy effect fascia and door inserts are available on GSI models, whilst CDX and CDX+ benefit from rich maple and alloy effect finishes.

Body Colours	All Models	Interior Colours		
		Beige*	Grey	Black
Solid				
Ebony Black	●	●	●	●
Metallic				
Blue Titanium*	□	●	●	●
Gun Metal	□	●	●	●
Natural Khaki*	□	●	●	●
Platinum Silver	□	●	●	●
Mica				
Black Pearl	□	●	●	●
Blue Onyx	□	●	●	●

● Standard □ Available at extra cost



Beige leather interior* (CDX and CDX+)



Black leather interior (CDX and CDX+)



Grey leather interior (CDX and CDX+)



Grey cloth interior (GSI)▲

*Special order only. Please be aware that Hyundai Motor UK Ltd does not hold stock of these derivatives therefore factory lead times apply. Please contact your dealer for further information.

▲Leather option design on GSI may vary from images shown.

Model*	2.2 CRTD [▲] GSI Man	2.2 CRTD [▲] GSI Auto	2.2 CRTD [▲] CDX Man	2.2 CRTD [▲] CDX Auto
Engine				
Type	4 cylinder SOHC 16 valve	4 cylinder SOHC 16 valve	4 cylinder SOHC 16 valve	4 cylinder SOHC 16 valve
Displacement cc	2188	2188	2188	2188
Bore & Stroke mm	87.0 x 92.0	87.0 x 92.0	87.0 x 92.0	87.0 x 92.0
Compression Ratio	17.3:1	17.3:1	17.3:1	17.3:1
Max Power kW/BHP	110/148@4000rpm	110/148@4000rpm	114@4000rpm	114@4000rpm
Torque Nm/lbs ft	335/247@1800-2500rpm	335/247@1800-2500rpm	343/253@1800-2500rpm	343/253@1800-2500rpm
0-62mph in seconds	11.6	12.9	11.6	12.6
Top Speed (mph)	111	110	111	110
Suspension				
Front	MacPherson strut with coil spring			
Rear	Multi link type with anti-roll stabiliser bar			
Steering				
System	Power assisted rack and pinion steering. Energy absorbing collapsible steering column			
Steering wheel lock to lock turns	3.24			
Brakes				
System	Dual diagonal split circuit, power assisted with Anti-lock Brakes (ABS) and Electronic Brake force Distribution (EBD)			
Front	16" ventilated discs, floating caliper with pad warning device			
Rear	11.9" solid disc, floating caliper with pad warning device			
Tyres				
Radial Ply	235/65 R17	235/65 R17	235/60 R18	235/60 R18
Wheels				
Alloy	7.0J x 17	7.0J x 17	7.0J x 18	7.0J x 18
Weights and capacities – 5 Seats				
Luggage capacity SAE litres (cu ft)	969 (34.2) /	969 (34.2) /	969 (34.2) /	969 (34.2) /
seats up / seats down	2,213 (78.2)	2,213 (78.2)	2,213 (78.2)	2,213 (78.2)
Kerb weight kg (lbs)	1,823 (4,019)	1,853 (4,085)	1,823 (4,019)	1,853 (4,085)
Gross vehicle weight kg (lbs)	2,520 (5,555)	2,520 (5,555)	2,570 (5,666)	2,570 (5,666)
Fuel tank capacity (litres)	75	75	75	75
Weights and capacities – 7 Seats				
Luggage capacity SAE litres (cu ft)	969 (34.2) /	969 (34.2) /	969 (34.2) /	969 (34.2) /
seats up / seats down	2,213 (78.2)	2,213 (78.2)	2,213 (78.2)	2,213 (78.2)
Kerb weight kg (lbs)	1,863 (4,107)	1,893 (4,173)	1,863 (4,107)	1,893 (4,173)
Gross vehicle weight kg (lbs)	2,550 (5,622)	2,550 (5,622)	2,570 (5,666)	2,570 (5,666)
Fuel tank capacity (litres)	75	75	75	75
Fuel consumption l/100km (mpg) and emissions – 5 Seats				
Urban	9.6 (29.4)	11.0 (25.7)	9.4 (30.1)	10.4 (27.2)
Extra urban	6.0 (47.1)	6.4 (44.1)	6.0 (47.1)	6.7 (42.2)
Combined	7.3 (38.7)	8.1 (34.9)	7.3 (38.7)	8.1 (34.9)
CO ₂ Emissions g/km*	193	214	191	212
HC+N ₂ O _x Emissions g/km*	0.566	0.486	0.353	0.288
Particulates g/km*	0.036	0.064	0.045	0.002
Fuel consumption l/100km (mpg) and emissions – 7 Seats				
Urban	9.6 (29.4)	11.2 (25.2)	9.4 (30.1)	10.7 (26.4)
Extra urban	6.0 (47.1)	6.6 (42.8)	6.0 (47.1)	6.7 (42.2)
Combined	7.3 (38.7)	8.3 (34.0)	7.3 (38.7)	8.2 (34.4)
CO ₂ Emissions g/km*	193	220	191	218
HC+N ₂ O _x Emissions g/km*	0.566	0.486	0.353	0.288
Particulates g/km*	0.036	0.064	0.045	0.002

†The results given above do not express or imply any guarantee of fuel consumption of any model to which this brochure refers. The driver's style and road traffic conditions, as well as the extent to which the vehicle has been driven and the standard of maintenance, will all affect its fuel consumption.
**Applies to fully laden vehicle. For driver only weight please consult your Hyundai dealer.

Model*	2.7 V6 CDX Auto	2.2 CRTD [▲] CDX+ Man	2.2 CRTD [▲] CDX+ Auto	2.7 V6 CDX+ Auto
Engine				
Type	6 cylinder V6 CVVT 24 valve	4 cylinder SOHC 16 valve	4 cylinder SOHC 16 valve	6 cylinder V6 CVVT 24 valve
Displacement cc	2656	2188	2188	2656
Bore & Stroke mm	86.7 x 75.0	87.0 x 92.0	87.0 x 92.0	86.7 x 75.0
Compression Ratio	10.4:1	17.3:1	17.3:1	10.4:1
Max Power kW/BHP	139/186@6000rpm	114@4000 rpm	114@4000 rpm	139/186@6000rpm
Torque Nm/lbs ft	248/183@4000rpm	343/253@1800-2500rpm	343/253@1800-2500rpm	248/183@4000rpm
0-62mph in seconds	11.7	11.6	12.6	11.7
Top Speed (mph)	109	111	110	109
Suspension				
Front	Macpherson strut with coil spring			
Rear	Multi link type with anti-roll stabiliser bar			
Steering				
System	Power assisted rack and pinion steering. Energy absorbing collapsible steering column			
Steering wheel lock to lock turns	3.24			
Brakes				
System	Dual diagonal split circuit, power assisted with Anti-lock Brakes (ABS) and Electronic Brake force Distribution (EBD)			
Front	16" ventilated discs, floating caliper with pad warning device			
Rear	11.9" solid disc, floating caliper with pad warning device			
Tyres				
Radial Ply	235/60 R18	235/60 R18	235/60 R18	235/60 R18
Wheels				
Alloy	7.0J x 18	7.0J x 18	7.0J x 18	7.0J x 18
Weights and capacities – 5 Seats				
Luggage capacity SAE litres (cu ft)	969 (34.2) /	969 (34.2) /	969 (34.2) /	969 (34.2) /
seats up / seats down	2,213 (78.2)	2,213 (78.2)	2,213 (78.2)	2,213 (78.2)
Kerb weight kg (lbs)	1,780 (3,924)	1,823 (4,019)	1,853 (4,085)	1,780 (3,924)
Gross vehicle weight kg (lbs)	2,325 (5,126)	2,570 (5,666)	2,570 (5,666)	2,325 (5,126)
Fuel tank capacity (litres)	75	75	75	75
Weights and capacities – 7 Seats				
Luggage capacity SAE litres (cu ft)	969 (34.2) /	969 (34.2) /	969 (34.2) /	969 (34.2) /
seats up / seats down	2,213 (78.2)	2,213 (78.2)	2,213 (78.2)	2,213 (78.2)
Kerb weight kg (lbs)	1,820 (4,023)	1,863 (4,107)	1,893 (4,173)	1,820 (4,023)
Gross vehicle weight kg (lbs)	2,495 (5,550)	2,570 (5,666)	2,570 (5,666)	2,495 (5,550)
Fuel tank capacity (litres)	75	75	75	75
Fuel consumption l/100km (mpg) and emissions – 5 Seats				
Urban	14.4 (19.6)	9.4 (30.1)	10.4 (27.2)	14.4 (19.6)
Extra urban	8.4 (33.6)	6.0 (47.1)	6.7 (42.2)	8.4 (33.6)
Combined	10.6 (26.6)	7.3 (38.7)	8.1 (34.9)	10.6 (26.6)
CO ₂ Emissions g/km*	252	191	212	252
HC+N ₂ O _x Emissions g/km*	0.042	0.353	0.288	0.042
Particulates g/km*	N/A	0.045	0.002	N/A
Fuel consumption l/100km (mpg) and emissions – 7 Seats				
Urban	14.4 (19.6)	9.4 (30.1)	10.7 (26.4)	14.4 (19.6)
Extra urban	8.4 (33.6)	6.0 (47.1)	6.7 (42.2)	8.4 (33.6)
Combined	10.6 (26.6)	7.3 (38.7)	8.2 (34.4)	10.6 (26.6)
CO ₂ Emissions g/km*	252	191	218	252
HC+N ₂ O _x Emissions g/km*	0.042	0.353	0.288	0.042
Particulates g/km*	N/A	0.045	0.002	N/A

*g/km = grams of emitted substance per kilometre travelled. CO₂ = carbon dioxide; HC = hydrocarbons; NO_x = nitrogen oxide; ▲ = Common Rail Turbo Diesel.
* = Some vehicles are currently undergoing engine transitions in order to comply with European legislation.
Please check with your dealer to determine the technical specification of your car during the transition.

features

Model	2.2 CRTD [▲] GSI	2.2 CRTD [▲] CDX	2.2 CRTD [▲] CDX+	2.7 V6 CDX	2.7 V6 CDX+
Safety and Security					
3 x 3 Point Rear Seatbelts	●	●	●	●	●
5 x 3 Point Rear Seatbelts – 7 seat models only	●	●	●	●	●
4WD System – Torque on Demand with Lock in 4WD Function	●	●	●	●	●
Adjustable Head Restraints (Height) – Front & Rear	●	●	●	●	●
Adjustable Head Restraints (Horizontally) – Front	●	●	●	●	●
Active Head Restraints – Front	●	●	●	●	●
Adjustable Steering Column – Height and Reach	●	●	●	●	●
Airbags – Driver and Front Passenger	●	●	●	●	●
Airbags – Side and Roof	●	●	●	●	●
Anti-lock Brakes (ABS) with Electronic Brake force Distribution (EBD)	●	●	●	●	●
Central Locking – Remote Operation with Alarm	●	●	●	●	●
Childproof Rear Door Locks	●	●	●	●	●
Deadlocks	●	●	●	●	●
Electronic Stability Programme (ESP)	●	●	●	●	●
Engine Immobiliser	●	●	●	●	●
Height Adjustable Seat Belts – Front	●	●	●	●	●
ISOfix Child Seat Anchorage – 2nd Row Only	●	●	●	●	●
Lockable Glovebox	●	●	●	●	●
Locking Wheel Nuts	●	●	●	●	●
Passenger Airbag Switch Off	●	●	●	●	●
Power Assisted Steering	●	●	●	●	●
Retractable Load Cover – 5 Seat Only	●	●	●	●	●
Seatbelt Pre-tensioners with Load Limiters	●	●	●	●	●
Side Impact Bars	●	●	●	●	●
Traction Control System	●	●	●	●	●
Interior					
Cigarette Lighter and Ashtray	●	●	●	●	●
Cloth Upholstery	●	●	●	●	●
Deluxe Door Scuff Trim	●	●	●	●	●
Door Courtesy Lights	●	●	●	●	●
Door Pockets – Front and Rear	●	●	●	●	●
Facia & Door Inserts – Cherry Wood Effect	●	●	●	●	●
Facia & Door Inserts – Maple Wood Effect	●	●	●	●	●
Front Armrest – with Storage Compartment	●	●	●	●	●
Front Armrest – Leather Covered with Storage Compartment	●	●	●	●	●
Front Armrest – Leather Covered with Cool Box	●	●	●	●	●
Leather Gear Knob	●	●	●	●	●
Leather Seat Facings and Door Trim	●	●	●	●	●
Leather Steering Wheel	●	●	●	●	●
Map Reading Light – Front	●	●	●	●	●
Map Reading Light – Front & 2nd Row	●	●	●	●	●
Overhead Console with Sunglasses Holder x 2	●	●	●	●	●
Rear Centre Armrest	●	●	●	●	●
Rear Seat – 2nd Row 60/40 Split, Double Folding and Totally Flat Floor	●	●	●	●	●
Rear Seat – 3rd Row 50/50 Split, and Totally Flat Floor – 7 Seat Only	●	●	●	●	●
Tinted Glass	●	●	●	●	●
Under Floor Tool Tray	●	●	●	●	●
Under Floor Rear Luggage Compartment – 5 Seat Only	●	●	●	●	●
Exterior					
17" Alloy Wheels – Steel Spare	●	●	●	●	●
18" Alloy Wheels – Steel Spare	●	●	●	●	●
Body Coloured Door Handles and Mirrors	●	●	●	●	●
Front Fog Lights	●	●	●	●	●

Model	2.2 CRTD [▲] GSI	2.2 CRTD [▲] CDX	2.2 CRTD [▲] CDX+	2.7 V6 CDX	2.7 V6 CDX+
Exterior continued					
Rear Fog Lights	●	●	●	●	●
Rear Spoiler with Integral Brake Light	●	●	●	●	●
Twin Exhaust Pipes	●	●	●	●	●
Two Tone Side Mouldings & Bumpers	●	●	●	●	●
Functional					
3 Way Catalytic Converter	●	●	●	●	●
6 Speakers	●	●	●	●	●
7 Speakers – Including Subwoofer	●	●	●	●	●
4 Speed H-matic Automatic Transmission	●	●	●	●	●
5 Speed H-matic Automatic Transmission	□	□	□	●	●
5 Speed Manual Transmission	●	●	●	●	●
Adjustable Intermittent Front Wipers	●	●	●	●	●
Aerial – Roof Mounted Micro Antenna	●	●	●	●	●
Air Conditioning	●	●	●	●	●
Air Conditioning – Dual Zone Climate Control	●	●	●	●	●
Air Conditioning – 3rd Row Operation 7 Seat Only	●	●	●	●	●
Automatic Dimming Rear View Mirror with Compass	●	●	●	●	●
Cruise Control with Steering Wheel Controls	●	●	●	●	●
DVD Multimedia System	□	□	●	□	●
Electric Door Mirrors	●	●	●	●	●
Electric Seat Adjustment – Driver	●	●	●	●	●
Electric Seat Adjustment – Driver and Front Passenger	●	●	●	●	●
Electric Windows – Front and Rear	●	●	●	●	●
Front Windscreen De-icer	●	●	●	●	●
Heated Door Mirrors	●	●	●	●	●
Heated Front Seats – 2 Stage Control	●	●	●	●	●
Luggage Net	●	●	●	●	●
Mud Flaps – Front and Rear	●	●	●	●	●
Oxidisation Catalyst	●	●	●	●	●
Power Outlets – 12v x 2	●	●	●	●	●
Rain Sensor	●	●	●	●	●
Rear Wash/Wipe with Intermittent Facility	●	●	●	●	●
Remote Fuel Filler Flap Release	●	●	●	●	●
Roof Rails – with Cross Over Bars	●	●	●	●	●
Satellite Navigation (Smartnav™)	□	□	●	□	●
Seat Height Adjustment – Driver	●	●	●	●	●
Seat Lumbar Adjustment – Driver	●	●	●	●	●
Self Levelling Suspension – 7 Seat Only	●	●	●	●	●
Stereo Radio/Cassette/CD Player with MP3 Compatibility	●	●	●	●	●
Stereo Radio/Cassette/In-dash 6 Disc CD Player with MP3 Compatibility	●	●	●	●	●
Steering Wheel Mounted Audio Controls	●	●	●	●	●
Trip Computer	●	●	●	●	●
Underbody Skid Plate Protection	●	●	●	●	●
Gauges – Speedometer, Rev Counter, Trip Odometer, Water Temperature	●	●	●	●	●
Warning Lights – Oil Pressure, Brake Fluid Level, Battery Charge, Full Beam, Indicators, Seatbelt, Parking Brake, Airbag, ABS, Tailgate/Boot Open, Low Fuel, Fog Lights and Rear Fog Light	●	●	●	●	●
Customer options					
DVD Multimedia System	□	□	●	□	●
Leather Seat Facings and Door Trim	□	●	●	●	●
Metallic Paint	□	□	□	□	□
Mica Paint	□	□	□	□	□
Privacy Glass	□	□	□	□	□
Satellite Navigation (Smartnav™)	□	□	●	□	●
5 Speed H-matic Automatic Transmission	□	□	□	●	●

● Standard equipment □ Optional equipment ▲ Common Rail Turbo Diesel

The big car with a personality to match

dimensions The Santa Fe is as big as you want it to be, with enough space and capacity to satisfy families and individuals whatever your lifestyle.

With flexible seating configurations, you can carry people and possessions efficiently and comfortably. The Santa Fe has been designed to handle and perform with the most demanding conditions in mind, both in town or country. Drive it and you'll see what we mean.



	2.2 CRTD Man 4WD	2.2 CRTD Auto 4WD	2.7V6 Auto 4WD
Weights and capacities – 5 Seats			
Max tow weight kg(lbs) Braked**	2,200 (4,850)	2,000 (4,409)	2,000 (4,409)
Max tow weight kg(lbs) Unbraked	750 (1,653)	750 (1,653)	750 (1,653)
Noseweight kg(lbs)	88 (194)	80 (176)	80 (176)
Max roof weight kg(lbs)	100 (220)	100 (220)	100 (220)
Weights and capacities – 7 Seats			
Max tow weight kg(lbs) Braked**	2,200 (4,850)	2,000 (4,409)	2,000 (4,409)
Max tow weight kg(lbs) Unbraked	750 (1,653)	750 (1,653)	750 (1,653)
Noseweight kg(lbs)	88 (194)	80 (176)	80 (176)
Max roof weight kg(lbs)	100 (220)	100 (220)	100 (220)



Luggage Capacity SAE litres (cu ft)

Seats up 969 (34.2)

Seats down 2,213 (78.2)



Turning Circle
5.45m
(17' 11")

No other car manufacturer offers drivers the security and assurance of a warranty quite like Hyundai's.



Hyundai Car Finance

The vast majority of our customers borrow money from somewhere to enable them to purchase their new Hyundai. At Hyundai Car Finance we believe we have a complete solution with a range of products for all Hyundai customers. We provide Hire Purchase or Personal Loan options. Simply finance any amount over any period between 12 to 60 months.

Sequences

Reduce your monthly payments by deferring part of the cost to the end of the agreement, resulting in an optional final payment and offering you 3 great choices.

Payment Protection

We offer 3 levels of Payment Protection cover to cater for a whole range of circumstances.

Please see your dealer for details.

Guaranteed Asset Protection

Did you know that if your vehicle was written off as result of an accident, fire or theft, your insurance company would only pay the current market value of the vehicle, and not what you actually paid for it? If you wanted to replace your vehicle you would have to find the difference.

GAP insurance can cover you for any shortfall from your insurance company in a total loss situation.

Competitive Advantage System

For further information and the opportunity to compare our vehicles against others you may be considering, please visit the Competitive Advantage System on our website at www.hyundai.co.uk.

fiveyear warranty

At Hyundai we are so confident in the quality of our cars that every car in the range is covered by a unique, free Five Year Warranty.

What makes it so good is the fact that it is manufacturer backed, for the entire five year period. It's a permanent offer on all of our new vehicles, is unlimited by mileage* and is also fully transferable. Also included is a six year anti-perforation warranty and three years RAC Assistance.

* Limitations apply to vehicles used for private hire and commercial use. Ask your dealer for details.





information

If you need to find out more about Hyundai itself, or any of our vehicle range, please consult your local Hyundai dealer, or feel free to visit our website. There's very little you won't be able to discover and then it's the simple matter of trying and buying, because once you test drive a Hyundai, we're sure it will surprise and excite in equal measure.

www.hyundai.co.uk

Drive your way™

