



CITROËN VANS

BERLINGO



BERLINGO
THE LEGEND
GROWS

THE LEGEND GROWS. THE NEW BERLINGO: IT'S THE LATEST CHAPTER IN A LEGEND AND THE NEWEST VERSION OF A FAMOUSLY HARD WORKING, PRACTICAL AND COMFORTABLE VAN.

NOW THE LEGEND GROWS FURTHER, BECAUSE THE NEW BERLINGO IS BIGGER
WHERE IT REALLY COUNTS, MORE ACCOMMODATING AND MORE SECURE.

It's also more stylish, with a smooth profile, flowing lines and tough wrap around bumpers – not to mention
that bold, instantly recognisable double chevron grille – a legend deserves nothing less.



CONTENTS: **2** THE LEGEND GROWS **4** LOADSPACE **6** EVERYDAY FEATURES **8** CABIN FEATURES
10 ENVIRONMENTAL **11** SAFETY **12** RANGE OVERVIEW **14** OPTIONS **16** ACCESSORIES
17 COLOURS, TRIMS & WHEEL OPTIONS **18** EQUIPMENT SPECIFICATION **19** TECHNICAL SPECIFICATION
20 ENVIRONMENTAL COMMITMENT **21** CARE, FINANCE & INSURANCE **22** GLOSSARY
24 DIMENSIONS **25** TERMS & CONDITIONS



SPACE STORY. YOU'RE IN UNEXPLORED TERRITORY WITH THE NEW BERLINGO'S LOAD VOLUME AND SUPER-FLEXIBLE CAPACITY. UP TO 851KG PAYLOAD AND A SERIOUSLY USEFUL 3.7 CUBIC METRES OF NEW INNER SPACE ON PANEL VANS.

VITALLY, THIS MEANS THAT TWO EUROPALLETS CAN BE LOADED STRAIGHT IN. WE DON'T HAVE TO TELL YOU HOW MUCH EASIER LIFE HAS JUST BECOME...



BERLINGO
LOADSPACE

Berlingo

ACCESSING THIS NEW WORLD IS MADE EASY BY REAR DOORS THAT SWING OUT TO LEAVE A YAWNING 180 DEGREE OPENING – PERFECT FOR BACKING RIGHT UP TO LOADING BAYS.

EVERYTHING IN ITS PLACE

The new Berlingo features numerous load retention configurations, so whatever you need to transport, you can do so safely with minimal hassle.

SPARK OF INNOVATION

In the new Berlingo LX models you also get a removable and rechargeable torch that's always there when you need it – such as when you're looking for tools in the pitch dark. It's pure original thinking.



THE BULKHEAD

A range of bulkheads are available, including an easy to configure half-height steel bulkhead with removable panel. This helps you divide up the loadspace how you need to – this is modularity at its very best.

MAKE SHORT WORK OF LONG LOADS

Place the removable bulkhead panel behind the driver's seat, fold forward the passenger seat and you've freed up enough space to take really long, awkward loads.

SECURE AND PROTECTED

The new Berlingo's load space features six chrome plated anchorage points and LX models have a tough synthetic floor cover to shrug off scuffs.



IT'S YOUR STORY. THE NEW BERLINGO IS INGENUOUSLY FLEXIBLE SO THAT ANYTHING YOU NEED TO LOAD AND CARRY CAN BE SWALLOWED WITHOUT A HEADACHE.

A BIG, UNINTERRUPTED LOAD FLOOR AND A CABIN PACKED WITH NEAT MODULAR FUNCTIONS MEAN THAT THIS IS A HARD WORKING VAN THAT ADAPTS TO YOUR NEEDS. FOR ULTIMATE EASY LOADING, OPTIONAL OFFSIDE OR NEARSIDE SLIDING SIDE LOADING DOORS ARE AVAILABLE.

BLUE SKY THINKING

The optional opening roof flap on L1 versions allows you to carry awkward long loads whilst keeping all doors securely locked.

REINVENTING THE SEAT

The new Berlingo LX's modular EXTENSO® cabin is truly in the Citroën innovative tradition.

MOBILE OFFICE

The middle seat backrest can be folded forward to provide you with a desk on the move, whilst the passenger seat base folds back cinema style to accommodate a fragile load. You can fold the passenger seat completely flat to take on a load up to 3m on L1 versions and 3.25m on L2 versions.

BERLINGO
EVERYDAY
FEATURES



BERLINGO CABIN FEATURES

WORK IN YOUR COMFORT ZONE. GET BEHIND THE WHEEL OF YOUR NEW BERLINGO AND YOU'LL QUICKLY APPRECIATE THE TACTILE QUALITY AND FINISH OF YOUR SURROUNDINGS.

BIG ON COMFORT, THIS IS A SERIOUS WORK SPACE, WITH ERGONOMIC EFFICIENCY BRINGING YOU A PERFECTLY PLACED GEAR LEVER, HEIGHT AND REACH ADJUSTABLE STEERING WHEEL AND A HEIGHT ADJUSTABLE DRIVER'S SEAT STANDARD ON ALL MODELS.



FOR YOUR EYES ONLY

A feature of the EXTENSO® cabin is a 7.5 litre storage box that sits safely under the middle seat – away from view.

INSTANT ACCESS

A storage compartment under the driver's seat is ideal for those items that you need to access fast.



Naturally this comfort zone is also highly practical. From the glove box to an under-seat drawer, you'll find there's a place for everything.

AT YOUR FINGERTIPS

Around the height and reach adjustable steering wheel are grouped quickly accessible controls and plenty of useful stowage spaces.

YOU'RE IN CONTROL

The multi-function on-board trip computer is linked to the audio system and brings you information such as distance travelled or average fuel consumption. An optional integral hands-free Bluetooth® system lets you make and receive calls without your eyes leaving the road.

I.V.E. AT WORK

The RDS stereo radio/CD player is MP3 compatible and can be linked to a 5-CD autochanger that's available as an accessory. Speakers are mounted in the front doors. Make In Van Entertainment part of your working day.

YOUR ENVIRONMENT

Choose air conditioning for the right temperature throughout the seasons.





EVERYTHING IN ITS PLACE

The new Berlingo features a 4.1 litre glove box behind the steering wheel – practical and perfectly placed.



BETWEEN THE SEATS

Standard on X models is a quickly removable 13 litre storage compartment that sits between the front seats.



OVER AND ABOVE

The full width overhead parcel shelf is tailor-made for folders and paperwork and easy to access.



BERLINGO
ENVIRONMENTAL

**THE BALANCE OF
POWER.** EACH NEW
BERLINGO BRINGS
YOU A BALANCE OF
PERFORMANCE,
RELIABILITY AND
ECONOMY.

BUT OUR CHOICE OF 1.6i 16V 90HP PETROL OR 75HP AND 90HP HDi DIESEL ENGINES DON'T ONLY WORK FOR YOU: THEY WORK HARD TO MINIMISE ENVIRONMENTAL IMPACT TOO, AS YOU WOULD EXPECT FROM A MANUFACTURER WHOSE ENVIRONMENTAL CREDENTIALS ARE AMONGST THE VERY BEST.

THE SAFETY EXPERT. NEW BERLINGO SPECIALISES IN YOUR SAFETY. IT'S PACKED WITH NEW TECHNOLOGY - BOTH STANDARD AND OPTIONAL - THAT'S WORKING HARD ON YOUR BEHALF.


BERLINGO
SAFETY

THERE'S CRUISE CONTROL WITH DRIVER ADJUSTABLE SPEED LIMITER, ANTI-LOCK BRAKING SYSTEM (ABS), ELECTRONIC BRAKEFORCE DISTRIBUTION (EBD) AND ELECTRONIC STABILITY PROGRAMME (ESP).

Safe, advanced, pioneering, a protective work mate: in other words a Citroën van.

AIRBAGS

A driver's airbag is standard on all models and up to three additional airbags can be specified, giving both front and lateral protection. In EXTENSO® versions, a double airbag looks after your passengers in the event of an impact.




GOOD START

The Hill Start Assist function makes smooth, safe hill starts a certainty. Linked to the optional Electronic Stability Programme (ESP), it holds your vehicle long enough for you to shift from brake to accelerator and get going.




With car-like roadholding and Anti-lock Braking System (ABS) as standard, the new Berlingo is designed to keep you out of danger in all conditions.



BERLINGO
RANGE OVERVIEW

**WHICH BERLINGO?
THAT'S YOUR BUSINESS.**
THERE ARE NO COMPROMISES
IN THE FANTASTIC NEW
BERLINGO RANGE, SIMPLY
CHOICES. YOU'LL KNOW
WHICH SPEC IS RIGHT FOR
YOUR NEEDS.



THERE ARE TWO MODELS TO CHOOSE FROM – X AND LX. WHICHEVER YOU GO FOR YOU’LL GET ABS, VARIABLE POWER ASSISTED STEERING, HEIGHT AND REACH ADJUSTABLE STEERING WHEEL AND PLENTY MORE BUSINESS FOCUSED EQUIPMENT. TO MAKE A BERLINGO YOUR BERLINGO, WE ALSO OFFER NUMEROUS OPTIONS, ALL DESIGNED TO MAKE WORK ON THE MOVE EASIER, MORE ENJOYABLE AND EXTRA EFFICIENT.

CITROËN BERLINGO - X FEATURES:

- ABS
- Driver’s airbag
- Variable power assisted steering
- RDS stereo radio/MP3 compatible CD player
- Two asymmetrical unglazed rear doors (Panel Van only)
- Multi-function on-board trip computer
- Two individual front seats
- Open backed cab (Platform Cab only)
- **Standard Equipment Pack**
 - Central locking and front electric windows

CITROËN BERLINGO - LX FEATURES: (ADDITIONAL TO X)

- **Super Plus Pack**
 - High-frequency multi-function plip remote control central locking with deadlocks, front electric windows with ‘one-touch’ operation and anti-pinch and electrically adjustable and heated door mirrors
- EXTENSO® modular foldable passenger bench seat
- Nearside sliding side loading door
- Offside sliding side loading door (L2 versions only)
- 15” steel wheels with ‘Moyo’ wheel covers (set of four)



PETROL ENGINE AVAILABILITY	X	LX
625 L1 1.6i 16V 90hp Panel Van	•	•
DIESEL ENGINE AVAILABILITY		
625 L1 1.6HDi 16V 75hp Panel Van	•	•
625 L1 1.6HDi 16V 90hp Panel Van	•	•
850 L1 1.6HDi 16V 90hp Panel Van	•	•
750 L2 1.6HDi 16V 90hp Panel Van	•	•
1.6HDi 16V 90hp Platform Cab	•	

MAKING YOUR BERLINGO A PRECISION INSTRUMENT.

CREATE A LOADSPACE THAT MEETS YOUR NEEDS TO THE MILLIMETRE. BE SAFER OR MORE SECURE. ADD COMFORT...NEW BERLINGO BRINGS YOU MANY WELL THOUGHT OUT OPTIONS. YOU CAN DECIDE PRECISELY WHAT GOES INTO YOURS.

BULKHEADS

A hard working van must carry loads safely, securely and effortlessly. The new Berlingo offers a range of bulkheads, including the standard ladder frame (A), a half-height full width steel bulkhead and a modular bulkhead (B+C) which separates the load compartment from the cabin. The upper mesh grille provides substantial protection for the driver and passengers, even when carrying a variety of small items. The removable panel is easily stored (C) to accommodate loads up to 2.5 metres long.






TWIN SLIDING SIDE LOADING DOORS

Choose the twin sliding side loading door option and you create a new Berlingo with total accessibility. Its generous load space will be that much easier to utilise – from just about any angle.

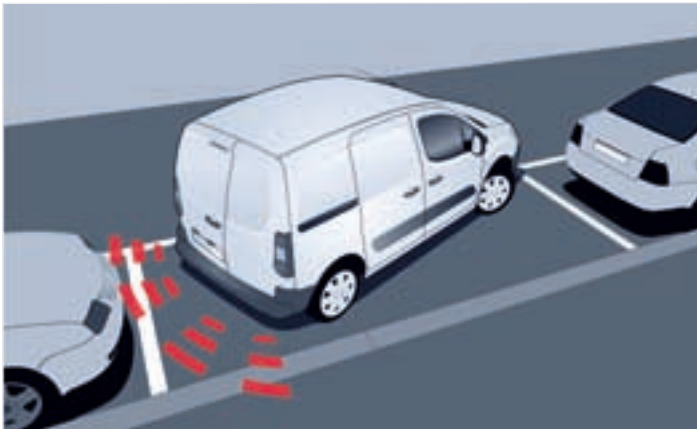
VISIBILITY PACK

Safe progress is enhanced by optional automatic rain-sensitive windscreen wipers and automatic illumination of headlamps. As weather conditions change, the new Berlingo looks after you.



REAR PARKING SENSORS

Parking your van shouldn't add to the burden of a busy day. Optional rear parking sensors let you manoeuvre safely and quickly into the tightest spots, fully aware of hidden obstacles. Job done.



OPTION SUMMARY

	X			LX	
	L1	L2	PLATFORM CAB	L1	L2
Converter Pack - reinforced battery, reinforced alternator and reinforced body systems interface (multiplex wiring core)	○	○	●	○	○
Bluetooth® system	○ ^{1/2}	○ ^{1/2}	○ ^{1/2}	○ ¹	○ ¹
Hard plastic floor protection in load compartment	○	○		●	●
Visibility Pack - automatic rain-sensitive windscreen wipers, automatic illumination of headlamps, heat-reflecting windscreen and front fog lights	○ ²	○ ²	○ ²	○	○
Front lateral and front passenger's airbags	○	○	○	○	○
Passenger's airbag	○	○	○	○	○
Roof flap	○ ^{3/4}			○ ⁴	
Two asymmetrical glazed rear doors with rear wiper	○	○		○	○
Nearside sliding side loading door	○			●	
Offside sliding side loading door				○	
Twin sliding side loading doors	○	●			●
Removable half-height steel bulkhead	○	○		○	○
Removable half-height steel bulkhead with upper mesh grille	○	○		○	○
Removable half-height steel bulkhead with removable panel	○	○		○	○
Removable half-height steel bulkhead with upper mesh grille and removable panel	○	○		○	○
Air conditioning with heat-reflecting windscreen	○ ²	○ ²	○ ²	○	○
Cruise control and driver adjustable speed limiter				○	○
Rear parking sensors	○	○		○	○
Electronic Stability Programme (ESP) with traction control and Hill Start Assist function and passenger's airbag	○ ²	○ ²		○	○
Plus Pack - high-frequency multi-function plip remote control central locking, front electric windows with 'one-touch' operation and anti-pinch and electrically adjustable and heated door mirrors	○	○	○		
Super Plus Pack - high-frequency multi-function plip remote control central locking with deadlocks, front electric windows with 'one-touch' operation and anti-pinch and electrically adjustable and heated door mirrors	○	○	○	●	●
Alarm Pack - anti-theft alarm, high-frequency multi-function plip remote control central locking with deadlocks, front electric windows with 'one-touch' operation and anti-pinch and electrically adjustable and heated door mirrors	○				
Anti-theft alarm				○	○
Electrically foldable door mirrors				○	○
Metallic/Pearlescent paint	○	○	○	○	○
Special order paint	○	○	○	○	○

- Standard equipment
- Optional factory fitted equipment

- ¹ Mobile phone compatibility can vary by phone manufacturer. Please consult your Dealer for further phone compatibility information
- ² Includes Plus Pack
- ³ Includes nearside sliding side loading door
- ⁴ Not compatible with offside sliding side loading door or twin sliding side loading doors

ADD LUXURY, ADD PRACTICALITY, ADD INDIVIDUALITY. THE NEW BERLINGO ACCESSORIES MAKE YOUR BUSINESS TRANSPORT PERSONAL.

FROM MUDFLAPS TO EXTRA STORAGE, YOU'LL FIND THE ENHANCEMENTS YOU NEED IN A DIVERSE RANGE.

Visit www.accessories.citroen.co.uk to view the full range of Berlingo accessories.



ROOF RACKS & ROOF RACK LOAD ROLLER

Expand your Berlingo's carrying capacity and take the strain out of awkward, heavy loading with these inspired labour saving accessories.

WINDOW PROTECTION GRILLES

Durable secure rear window protection grilles protect your precious cargo.



RUBBER MATS (FRONT PAIR)

A pair of heavy duty rubber mats protects your Berlingo's floor from muddy boots or wear and tear.



FIXED SWAN NECK TOWBALL

Designed to deliver the highest standards of safety and strength, this towing system expands your Berlingo's legendary versatility.



Bluetooth

PARROT VH3000 BLUETOOTH HANDS FREE CAR KIT

Communicate on the move, safely.



FRONT & REAR MUDFLAPS

Made to measure mudflaps protect bodywork and enhance safety in poor weather.



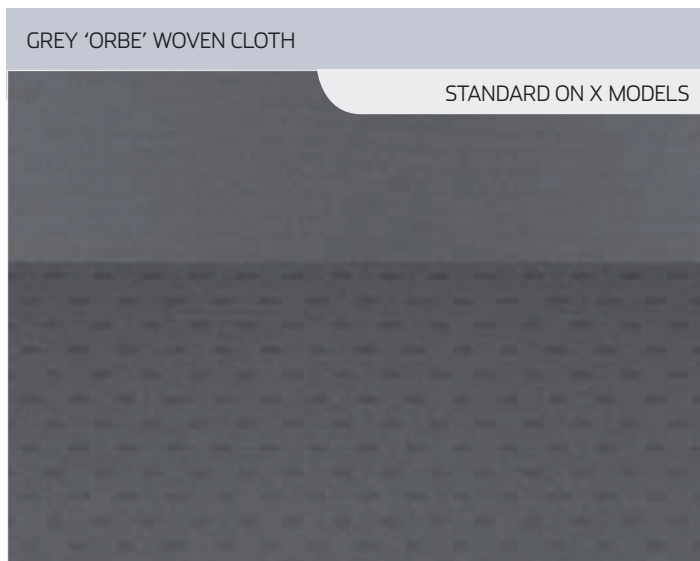


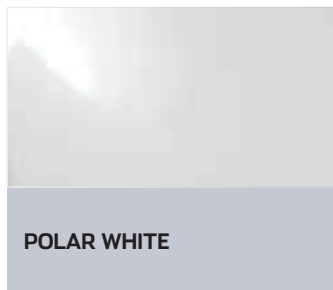


WHAT COLOUR SHOULD A LEGEND BE?

YOU'LL KNOW WHEN YOU SEE IT.
IT'S TIME TO MAKE THE NEW BERLINGO YOUR OWN.



BERLINGO
COLOURS, TRIMS
& WHEEL OPTIONS



Please note: Colours and pictures shown are for illustration purposes only. Please consult your Dealer for definitive colour and trim/ upholstery details.

BERLINGO

EQUIPMENT SPECIFICATION



	X			LX	
	L1	L2	PLATFORM CAB	L1	L2
SAFETY & SECURITY					
ABS	●	●	●	●	●
Driver's airbag	●	●	●	●	●
Front bumper reinforcement bar	●	●	●	●	●
Height-adjustable seat belts	●	●	●	●	●
High level third brake light	●	●	●	●	●
Rear fog light with twin reversing lights	●	●	●	●	●
Transponder immobiliser	●	●	●	●	●
Front seat belt pre-tensioners with force-limiters	●	●	●	●	●
Ladder frame bulkhead	●	●	●	●	●
Standard Equipment Pack - central locking and front electric windows	●	●	●		
Super Plus Pack - high-frequency multi-function plip remote control central locking with deadlocks, front electric windows with 'one-touch' operation and anti-pinch and electrically adjustable and heated door mirrors	○	○	○	●	●
LIGHTING & VISIBILITY					
Halogen headlamps	●	●	●	●	●
Height-adjustable headlamps	●	●	●	●	●
Load compartment light	●	●	●	●	●
'Guide-me-home' headlamp function	●	●	●	●	●
Two-speed and intermittent speed-sensitive windscreen wipers with flat blades	●	●	●	●	●
Manual door mirrors	● ¹	● ¹	● ¹		
Electrically adjustable and heated door mirrors	○ ²	○ ²	○ ²	● ³	● ³
Automatic illumination of cabin lighting set via ceiling mounted button	●	●	●	●	●
Rechargeable and removable torch in load compartment				●	●
STYLE					
EXTERIOR					
Side rubbing strips	●	●	●	●	●
Tinted windows	●	●	●	●	●
15" steel wheels (195/65 R15)	●	●	●		
15" steel wheels with 'Moyo' wheel covers (set of four)				●	●
Two asymmetrical unglazed rear doors	●	●	●	●	●
Nearside sliding side loading door	○			●	
Twin sliding side loading doors	○	●			●
Open backed cab			●		
INTERIOR					
Carpet on cabin floor	●	●	●	●	●
Hard plastic floor protection in load compartment	○	○		●	●
AUDIO/NAVIGATION					
RDS stereo radio/MP3 compatible CD player	●	●	●	●	●
Smartnav navigation and Stolen Vehicle Tracking	● ⁴	●		●	●

- Standard equipment
- Optional factory fitted equipment

¹ Available as part of Standard Equipment Pack

² Available only as part of optional Plus Pack and Super Plus Pack

³ Available as part of Super Plus Pack

⁴ Excluding 625 L1.1.6i 16V X

	X			LX	
	L1	L2	PLATFORM CAB	L1	L2
DRIVER INFORMATION					
Multi-function on-board trip computer	●	●	●	●	●
Rev counter	●	●	●	●	●
Digital clock	●	●	●	●	●
Audible lights-on warning	●	●	●	●	●
Maintenance indicator	●	●	●	●	●
Coolant indicator	●	●	●	●	●
Fuel gauge	●	●	●	●	●
Handbrake warning light	●	●	●	●	●
Hazard warning light	●	●	●	●	●
Indicator warning light	●	●	●	●	●
Side headlamps and main beam warning lights	●	●	●	●	●
Steel spare wheel	●	●	●	●	●
Cigar lighter	●	●	●	●	●
Trip and total mileage recorders	●	●	●	●	●
Audible brake pads and brake fluid warning	●	●	●	●	●
Door opening warning light	●	●	●	●	●
Lockable fuel cap	●	●	●	●	●
Oil level indicator	●	●	●	●	●
Converter Pack - reinforced battery, reinforced alternator and reinforced body systems interface (multiplex wiring core)	○	○	●	○	○
COMFORT & CONVENIENCE					
Variable power assisted steering	●	●	●	●	●
Height and reach adjustable steering wheel	●	●	●	●	●
Driver's and passenger's sunvisor	●	●	●	●	●
Laminated windscreen	●	●	●	●	●
Front electric windows	● ¹	● ¹	● ¹		
Front electric windows with 'one-touch' operation and anti-pinch	○ ²	○ ²	○ ²	● ³	● ³
12 volt socket in load compartment				●	●
Comfort Pack - height-adjustable driver's seat with armrest, storage drawer under driver's seat and storage compartment between seats	●	●	●		
Comfort Pack - height-adjustable driver's seat with storage drawer under seat				●	●
SEATING					
Single front passenger seat	●	●	●		
EXTENSO® modular foldable passenger bench seat				●	●
STORAGE					
Overhead storage shelf	●	●	●	●	●
Glove box	●	●	●	●	●
Door pockets with bottle holders	●	●	●	●	●
Six floor-mounted anchorage points in load compartment	●	●	●	●	●
Three anchorage points on each side of the roof (75kg max load)	●	●	●	●	●

BERLINGO

TECHNICAL SPECIFICATION

ENGINE	PETROL MODELS		DIESEL MODELS								
	X MODEL 625 L1	LX MODEL 625 L1	X MODELS					LX MODELS			
	1.6i 16V (90hp)	1.6i 16V (90hp)	625 L1 1.6HDi 16V (75hp)	625 L1 1.6HDi 16V (90hp)	850 L1 1.6HDi 16V (90hp)	750 L2 1.6HDi 16V (90hp)	PLATFORM CAB 1.6HDi 16V (90hp)	625 L1 1.6HDi 16V (75hp)	625 L1 1.6HDi 16V (90hp)	850 L1 1.6HDi 16V (90hp)	750 L2 1.6HDi 16V (90hp)
Capacity (cc)	1587		1560					1560			
Cylinders	4 in line		4 in line					4 in line			
Bore and stroke (mm)	78.5 x 82.0		75.0 x 88.3					75.0 x 88.3			
Max power DIN (hp/rpm)	90/5800	90/5800	75/4000	90/4000	90/4000	90/4000	90/4000	75/4000	90/4000	90/4000	90/4000
Max torque (Nm CEE/rpm)	132/2500	132/2500	185/1750	215/1750	215/1750	215/1750	215/1750	185/1750	215/1750	215/1750	215/1750
Fuel system	Multi-point electronic fuel injection		High pressure direct diesel injection					High pressure direct diesel injection			
TRANSMISSION											
Five speed manual	•	•	•	•	•	•	•	•	•	•	•
PERFORMANCE	(Please note: all figures driver alone)										
Max speed (mph)	99	99	92	99	99	99	99	92	99	99	99
0-62mph (secs)	21.1	21.1	16.6	13.9	13.9	14.3	-	16.6	13.9	13.9	14.3
Standing 1000m (secs)	36.3	36.3	37.7	35.6	35.6	35.8	-	37.7	35.6	35.6	35.8
WEIGHTS (KG)	(Please note: the maximum plated weights must not be exceeded)										
Payload (inc driver)	622	625	624	624	849	746	1000	626	626	851	749
Kerb weight	1338	1355	1336	1336	1336	1384	1227	1354	1354	1354	1401
Gross Vehicle Weight	1960	1980	1960	1960	2185	2130	2227	1980	1980	2205	2150
Max towing weight braked	975	975	975	1175	950	1000	900	975	1125	900	950
Max roof rack load	75	75	75	75	75	75	-	75	75	75	75
BRAKES	ABS standard on all models										
Front brakes/Rear brakes	Ventilated discs/Solid discs		Ventilated discs/Solid discs					Ventilated discs/Solid discs			
STEERING											
Turning circle between kerbs (m)	11.0		11.0					11.0			
SUSPENSION											
Front suspension	Independent Macpherson type struts with triangulated lower wishbone suspension arms; coil springs; integral, telescopic, hydraulic dampers and anti-roll bar										
Rear suspension	Independent trailing arm suspension with semi-deformable crossmember; coil springs; inclined shock absorbers on hydraulic mounts and anti-roll bar										
FUEL TANK CAPACITY Litres (gallons)	60 (13.2)		60 (13.2)					60 (13.2)			
LOAD VOLUMES & DIMENSIONS											
INTERIOR DIMENSIONS											
Loadspace volume to back of front seats / with passenger seat folded (m³)	3.3 / 3.7	3.3 / 3.7	3.3 / 3.7	3.3 / 3.7	3.3 / 3.7	3.7 / 4.1	-	3.3 / 3.7	3.3 / 3.7	3.3 / 3.7	3.7 / 4.1
Interior height (mm)	1250	1250	1250	1250	1250	1250	-	1250	1250	1250	1250
Total load length / with passenger seat folded (mm)	1800 / 3000	1800 / 3000	1800 / 3000	1800 / 3000	1800 / 3000	2050 / 3250	1780*	1800 / 3000	1800 / 3000	1800 / 3000	2050 / 3250
Width between wheel arches (mm)	1230	1230	1230	1230	1230	1230	1230	1230	1230	1230	1230
Number of seats	2	3	2	2	2	2	2	3	3	3	3
EXTERIOR DIMENSIONS (mm)											
Length / Wheelbase	4380 / 2728	4380 / 2728	4380 / 2728	4380 / 2728	4380 / 2728	4628 / 2728	4237 / 2728	4380 / 2728	4380 / 2728	4380 / 2728	4628 / 2728
Width / Height	1810 / 1801	1810 / 1801	1810 / 1801	1810 / 1801	1810 / 1828	1810 / 1828	1810 / 1828	1810 / 1801	1810 / 1801	1810 / 1828	1810 / 1828



4.1m³

Up to 4.1m³ loadspace with
EXTENSO® seat folded



851kg

Up to 851kg payload
on panel vans

*From back of front seats to end of frame

ENVIRONMENTAL
COMMITMENT

GREEN EFFICIENCY. CITROËN HAS BEEN PIONEERING CLEANER, MORE FUEL-EFFICIENT MOTORING, SUCH AS THE COMMON RAIL HDi ENGINES NOW FITTED IN ALL NEW CITROËN DIESELS, LONG BEFORE ALL THE HYPE...

CITROËN HAS ALWAYS BEEN AT THE FOREFRONT OF GREENER TECHNOLOGY AND THE NEW BERLINGO MAINTAINS THE TRADITION. IT'S WHY WE HAVE WON THE LCV MANUFACTURER OF THE YEAR 2008 AWARD. TODAY, WE HAVE ONE OF THE UK'S WIDEST RANGES OF LOW EMISSION VEHICLES. WE ALSO PRODUCE ONE OF THE UK'S MOST ECONOMICAL LIGHT COMMERCIAL VEHICLES, THE NEMO VAN.



airdream®

AIRDREAM - A BENCHMARK

When it comes to the environment we wanted to show our genuine commitment as well as our profound expertise, so we have devised a benchmarking scheme with the signature 'Airdream' reserved exclusively for the cleanest vehicles in our range. To qualify for the AIRDREAM signature, vehicles must meet three standards: 1. Stop & Start, Natural Gas or CO₂ emissions must be less than 130g/km, 158g/km for DPFS diesel engines or bio-diesel compatible vehicles and 200g/km for vehicles running on E85 fuel. 2. Manufacturing quality of ISO14001. 3. 95% of recoverable materials.



Citroën is always a leader in the manufacture of low CO₂ emission vehicles



All Citroën vehicles are designed to be 85% recyclable

INTRODUCING THE ECOLOGICAL CAR

The Citroën C-Cactus concept (above), a car designed on ecological principles. It includes a significant proportion of recycled or recyclable materials and, like the plant it is named after, it is low on liquid consumption. At the same time, C-Cactus is designed to be no more expensive than a mid-range family car. This can be attributed to the use of new materials and to a rational design process using a smaller number of parts. C-Cactus is an essential vehicle reflecting a new vision of the car, many of its thoughts and themes will appear in modern Citroën vehicles to come.



GO LO CO₂ WITH B30

All Citroën HDi diesel vans run on 30% bio-diesel

ESSENTIAL CARE.

CITROËNS ARE RENOWNED FOR THEIR RELIABILITY – AND THE NEW CITROËN BERLINGO IS NO EXCEPTION. WITH THE ADDED REASSURANCE OF A WARRANTY, ROUTINE SERVICING AND MAINTENANCE, AS WELL AS 24-HOUR ROADSIDE ASSISTANCE, YOU ARE PROTECTED AT EVERY TURN.

CITROËN ADVANTAGE

Enjoy your Citroën for years to come with Citroën Advantage. This extended warranty gives you long-term cover if you're planning to keep your new Citroën for more than three years, or anticipate your mileage to be more than 100,000 miles over this time.

To find out more, contact your Citroën Dealer or call the Customer Contact Centre on 0844 463 3500.

CITROËN MAINTENANCE

From roadside assistance to replacing wear and tear parts or regular servicing, with Citroën Maintenance you have total peace of mind. For a one-off fee or low monthly payment, our experienced engineers will take care of your Citroën, whatever happens.

To find out more, contact your Citroën Dealer or Citroën Authorised Repairer.

CITROËN ASSISTANCE

In response to a free telephone call, Citroën Assistance brings rapid expert roadside assistance to you in an emergency. It comes free of charge for a full year and operates 24 hours a day in all parts of the UK and Europe. Services include nationwide recovery for both van and passengers, a home call service, replacement vehicle, hotel accommodation and vehicle storage if required. Please note, Citroën Assistance only applies to incidents covered by the new vehicle warranty, and excludes non-vehicle faults, such as running out of fuel, mis-fuelling, loss of keys, lock-ins, road traffic accidents and punctures/wheel changes. Full details are available on request from Citroën UK via cuk_contactcentre@citroen.com

CITROËN WARRANTY

Every new Citroën van has the benefit of a 3 year* warranty package, plus a 5 year anti-perforation** warranty and a 2 year paint warranty.



BERLINGO
CARE, FINANCE
& INSURANCE

DRIVE YOUR WAY.

GET BEHIND THE WHEEL OF YOUR NEW BERLINGO, WITH CITROËN'S DRIVENOW RANGE OF FINANCE AND VAN INSURANCE PRODUCTS. HERE YOU CAN FIND EVERYTHING YOU NEED FOR AN ENJOYABLE MOTORING EXPERIENCE. LET YOUR JOURNEY BEGIN...



Own your vehicle with this flexible package designed to fit your budget.



A new Citroën van every two or three years with monthly payments structured to suit your budget.



Enjoy the convenience of a new van without the stress and hassle of ownership.

TO FIND OUT MORE ABOUT CITROËN PRODUCTS AND SERVICES, GO TO WWW.CITROEN.CO.UK OR CONTACT YOUR CITROËN DEALER.



A tried and tested finance package that allows you to own your vehicle.



An alternative to vehicle ownership that allows you to control your business cash flow and gain tax efficiencies.



Own a vehicle with a finance solution that offers ultimate flexibility to complement your business cash flow.



A non ownership finance solution that keeps costs fixed and risks low.

FOR MORE INFORMATION ON CITROËN FLEET AND BUSINESS SALES, PLEASE CALL CITROËN FLEET CONNECT ON **08457 940 940** OR LOOK US UP AT WWW.CITROEN.CO.UK/FLEET

*** Citroën Insurance is arranged by Banque PSA Finance and underwritten by UK Insurance Limited. Conditions apply. Full details available on request. Credit subject to status and to over 18s only. A guarantee may be required. Written quotations available on request from Citroën Financial Services, Quadrant House, Princess Way, Redhill, Surrey RH1 1QA. Citroën Financial Services is a trading name of Banque PSA Finance. Telephone calls may be recorded or monitored for training or quality purposes.

* 2 year's unlimited warranty. No-fee customer option of 1 year's Dealer provided extended warranty, only on vans sourced from Citroën UK Limited.

Note: dealer provided warranty is limited to 100,000 miles for light commercial vehicles.

** Against all internal to external perforation to bodywork or underbody.

* Lines open 8am - 8pm weekdays, 9am - 5pm Saturdays. Max call charge from a BT landline is 8p per minute. Calls from other networks may vary.

CITROËN INSURANCE*** IS THE ONLY MOTOR INSURANCE DESIGNED SPECIFICALLY FOR CITROËN DRIVERS, WITH COVER DESIGNED AROUND YOUR NEEDS.



To help you drive away your new van without delay, we offer DRIVENOW Instant Cover insurance, providing you with 7 days comprehensive van insurance, for free!



Simply put, Citroën Insurance offers real benefits, quality support and the usual high standards you can expect from a big name brand.

CALL US TODAY ON **0870 024 2725** AND DISCOVER MOTOR INSURANCE DESIGNED EXCLUSIVELY FOR CITROËN DRIVERS.†

...AND EVEN MORE!

Whether you want protection against unforeseen circumstances that may affect your ability to make your monthly payment, or financial protection against a 'total loss' insurance claim, we will have a DRIVENOW product to suit your needs. And you have the confidence of knowing it's all backed up by the brand you know and love, Citroën!

HIGH-PRESSURE DIRECT INJECTION DIESEL ENGINE

Our HDi diesel engines operate with the fuel under extremely high pressure, enabling microscopically precise injection control. With this level of management it's possible to inject at different times during the same engine stroke allowing total control over the combustion process. This has allowed our engineers to reduce carbon monoxide emissions by 40%, unburned hydrocarbons by 50% and engine particulates by 60%. Fuel consumption is 20% lower than a prechamber diesel engine, resulting in an equivalent reduction in CO₂ emissions and thanks to the torque available at low engine speed it could be argued that driveability is now better than in petrol engine vehicles.

ANTI-LOCK BRAKING SYSTEM (ABS)

Computer-controlled braking assistance designed to prevent the wheels from locking under extreme braking. This enables the vehicle to continue being steered and therefore controlled during this braking incident.

GUIDE-ME-HOME HEADLAMPS

Parking in the evening or in a poorly lit car park is made easier with Citroën's 'guide-me-home' system. On locking the vehicle the headlights stay on for a few seconds to allow you time to get to your front door or garage exit with sufficient illumination to navigate your way safely.

SMARTNAV

Smartnav is a journey management system, a touchscreen satellite navigation unit which uses real-time traffic and road incident data to provide the best available route, which is then updated in response to evolving traffic conditions. Destinations can be entered on-screen by address or postcode. Mapping updates and new speed camera locations are downloaded instantly to the vehicle, ensuring routes are planned using the latest information. The Trackstar feature enables a stolen vehicle to be tracked and located 24/7, every day of the year.

Smartnav comes with the following features as standard:

- 3 years' unlimited Smartnav Touchscreen routes
- 3 years' Trackstar Stolen Vehicle Tracking
- 3 years' automatically downloaded live traffic information
- 15 Personal Assistant Smartnav routes
- 1 month Safe Speed safety camera alerts

ON-BOARD TRIP COMPUTER

Berlingo's multi-function on-board trip computer provides you with information at your fingertips. At the touch of a button you can view a range of data like fuel consumption, average speed and mileage possible at your current fuel level.

EXTENSO®

The EXTENSO® modular foldable passenger bench seat can be configured in three positions, for maximum flexibility:

EXTENSO® mobile office position

The middle seat folds forward so the area on the back of the middle seat can be used as a writing table with integral retaining strap. There is also a 7.5 litre storage compartment under the middle seat cushion, which can be padlocked for added security (not supplied).

EXTENSO® retracted position

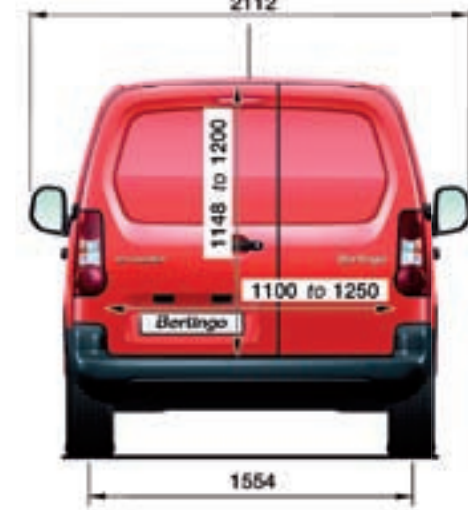
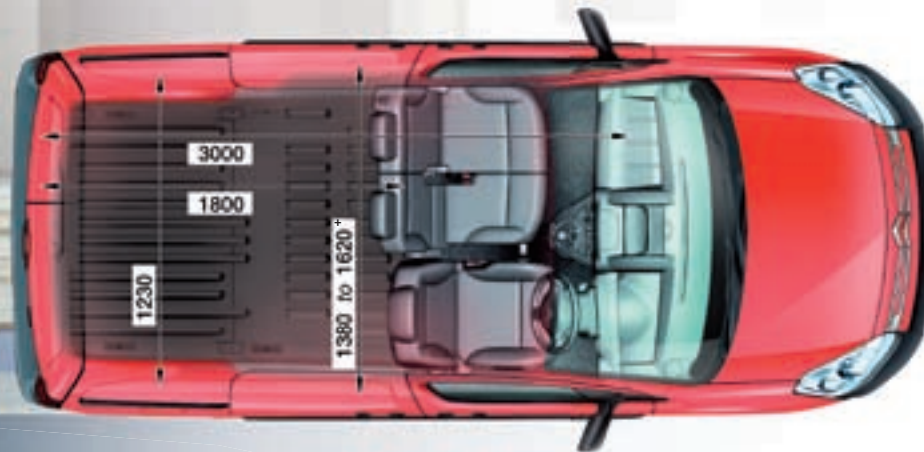

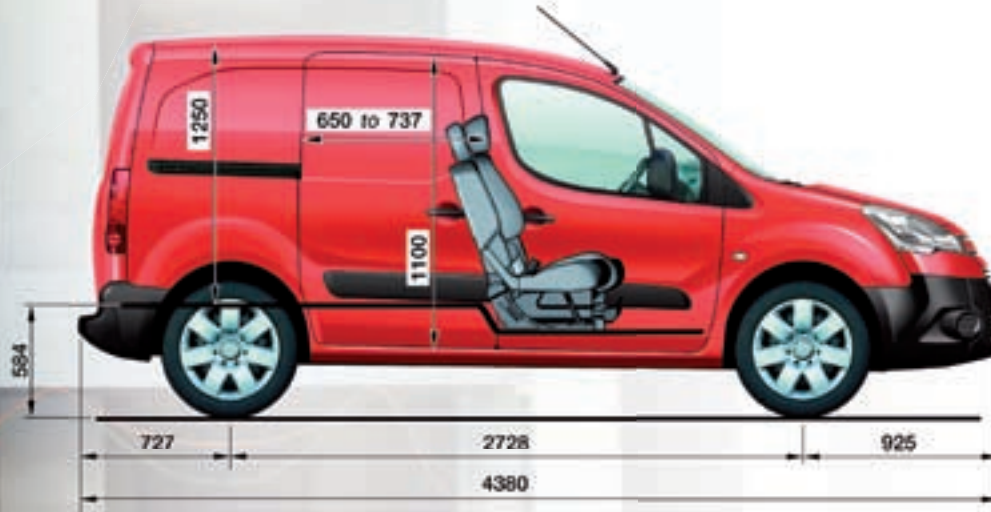
The outer passenger seat can also be folded forward, and the whole of this seat can then be lowered into the floor. This EXTENSO® feature increases the load length of the new Berlingo by 1200mm and its load volume by 0.4m³, allowing you to load longer items. The back of the seat has a protective metal shell which can support loads of up to 50kg.

EXTENSO® foldaway position

Alternatively, the base of the outer passenger seat can be lifted up to meet the seat back, in a similar way to a cinema seat, to create an extra space in the cabin area.



BERLINGO DIMENSIONS



* 625kg version. **850kg version. *1620mm without sliding side loading doors, 1500mm with one sliding side loading door and 1380mm with twin sliding side loading doors. All measurements are in millimetres.

BERLINGO

TERMS & CONDITIONS

NOTE: Every endeavour has been made to ensure that the information and details contained in this brochure were accurate at the time of going to press January 2009. However the company reserves the right, whilst preserving the essential characteristics of the models described, to introduce at any time modifications, changes of details, equipment or accessories. Every effort will be made to bring this brochure up to date, but in order to avoid any misunderstandings please consult your Dealer. For full details of Citroën Care for Van and Driver, please see the full manufacturer's price list.

INTERNET: The Citroën Website contains full information on all Citroën products and offers available in the UK, together with details of our environmental and recycling policies.

The site address is: www.citroen.co.uk

You can contact Citroën directly via cuk_contactcentre@citroen.com



Citroën UK Ltd. 221 Bath Road, Slough SL1 4BA.
www.citroen.co.uk



This brochure is made from paper from a sustainable and well-managed forest. Citroën support responsible use of forest resources.

Please don't throw me away, give me to a friend or recycle me.



CITROËN prefers TOTAL